REMA TIP TOP –
Automotive Catalogue

2013/2014









REMA TIP TOP

NEW CHALLENGES

New challenges move the automotive business as they move **REMA TIP TOP.** Climate protection, international emission standards, finite oil reserves. There is every sign that a change is ahead for the future engineering of motor-vehicles. This change will certainly not take place overnight.
But one thing is for sure: the saving of resources will increase tremendously. Being one of the major specialists for tyre repair from bicycle to OTR/EM tyre we at **REMA TIP TOP** will push and support this change in order to ensure the individuals' future mobility with our beneficial innovations.

Competence from a single source – this means to us:

- Pushing innovations in our line of business
- Guaranteeing quality and reliability
- Offering system competence and comprehensive know-how
- Searching constant partnership with automotive and tyre industries and trade
- Being present world-wide

"Drive wherever you like" – this is our slogan. You, our customer, are always the focus of everything we do. Since 1923 you have been right to expect from us quality, safety, environmental friendliness and high efficiency.

We think in the long-term as **REMA TIP TOP** has always done. And this means we want to enhance the notion of "we manage your workshop" and will definitely do so.

ONE BRAND – ONE SOURCE – ONE SYSTEM



ORDERING

REMA TIP TOP AUTOMOTIVE UK LIMITED are proud to bring to you their comprehensive Automotive programme which will help you to choose products that you are using every day from a single source. The new catalogue has been created to make the identification of the many products and their variables an easier and more well informed one. The Catalogue has eleven sections which contain over 3000 quality products for tyre manufacturers, repairers, retreaders, distributors and garages. If you cannot immediately find a product that you require the catalogue has a comprehensive Alphabetical and part number index for quick reference. Should you still have difficulty in finding the correct product please call our Automotive sales office on **0113 277 0044** who will assist you in finding the product for your required application.

Contact Details:
Tel. **0113 277 0044 - (8.30am - 5pm)**
Fax. **0113 277 2139**

Email: autosales@tip-top.co.uk
Online: **shop.tip-top.co.uk**
Website: www.rema-tiptop.co.uk

Trade Counter: 8.30am - 5.30pm - Monday - Friday

REMA TIP TOP AUTOMOTIVE UK LIMITED
Westland Square
LEEDS
West Yorkshire
LS11 5XS

REMA TIP TOP AUTOMOTIVE UK LIMITED are pleased to accept payment by cheque, Postal Order, Credit card (MasterCard/Visa) or Debit cards. Cheques and Postal orders should be made payable to:
'**REMA TIP TOP AUTOMOTIVE UK LIMITED**'. Please remember to include VAT and carriage costs where applicable, our Automotive sales office on 0113 277 0044 will advise you.

Approved Companies can take advantage of our 30 day account facilities (subject to status). To open an account please contact our head office credit control department on 0113 2770044 for an application form.

Account number:

Table of contents

Repair material for tyres and tubes	7	A
Tools for tyre repair	41	B
Special tools for tyre handling/regrooving/buffing motors	61	C
Vulcanising machines and accessories	93	D
Valves, balance weights and TPMS	105	E
Chemical products, safety at work	159	F
Tyre changers, mounting tools, mobile service	183	G
Wheel balancers, centering adapters, wheel washers	223	H
Lifting equipment, wheel alignment	245	I
Compressed-air equipment	283	J
Workshop tools	307	K

Worldwide REMA TIP TOP Distribution



Subsidiaries Agencies

For futher information please visit our website:
www.rema-tiptop.com/portal/worldwide-distribution.html

Repair material for tyres and tubes

A

Tube patches ..... 8 – 10
Tube valves 11
Tube repair kits ..... 12 – 17
Chemical cleaning 18
Vulcanising fluid 18
Talc 18
Tyre repair ..... 20 – 29
RADIAL repair patches ..... 30 – 32
CROSS-PLY repair patches ..... 33 – 34
Vulcanising ..... 35 – 37
Repair rubber 38

Outstanding products



Tube Patches **Page 10**



MINICOMBI A3/A6 **Page 21**



RAD Repair Patches **Page 31**

Tube patches

A

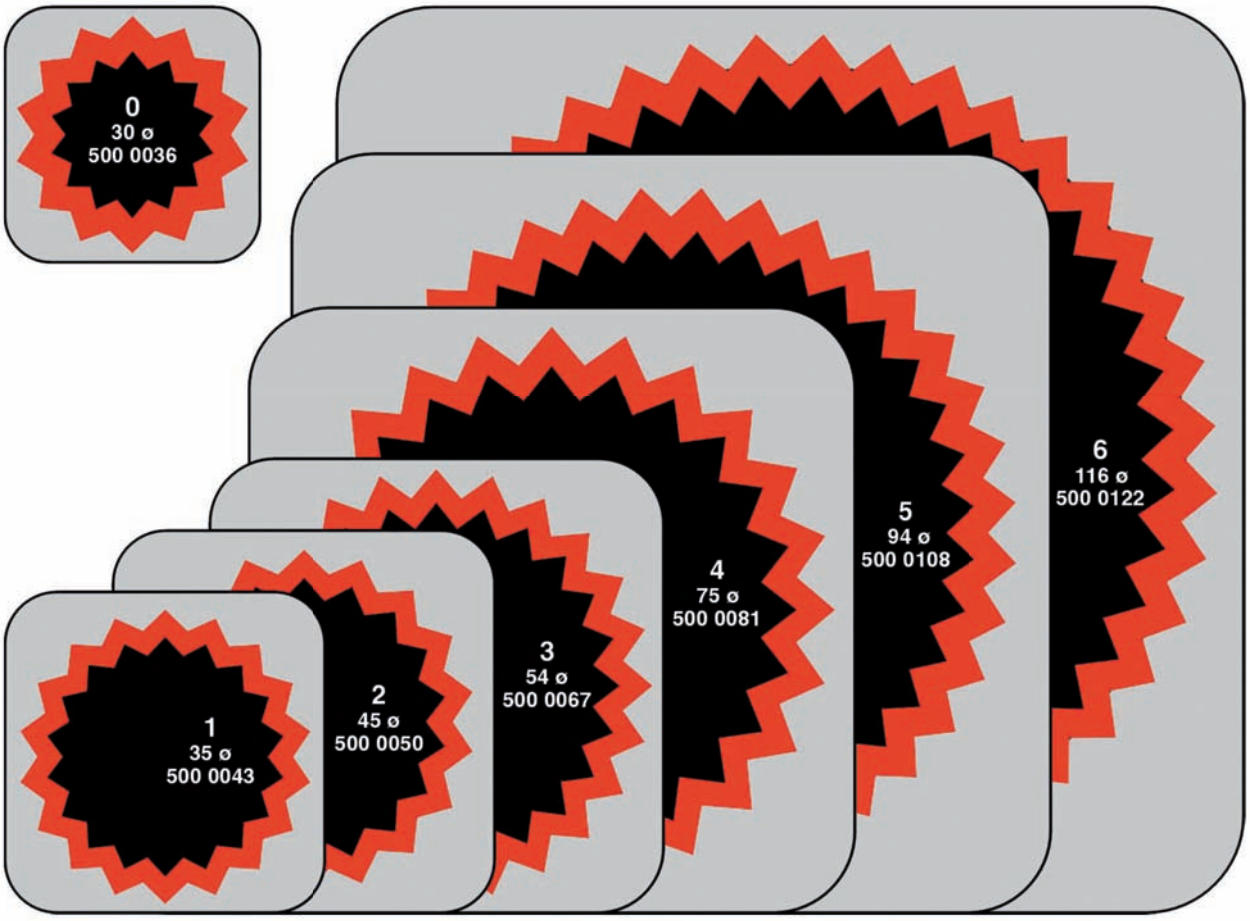

Tube patches shown in original size.
Dimensions in mm approx.

Tube patches









Tube patches shown in original size.
Dimensions in mm approx.

A

Tube patches, red edge

- REMA TIP TOP tube patches with double-scalloped edge ensure perfect bonding and 100 % vulcanisation
- Due to the stepped multi-layer structure of the patch body they stretch evenly in all directions when the tube is inflated
- They leave no edges on the repair area



500 0029



500 0050



500 0122



500 0201

Ref. No.	Description	Dia.	Size	Ctn Qty					
500 0012	Tube patches F 0, red edge	16 mm		100	•				
500 0029	Tube patches F 1, red edge	25 mm		100	•				
500 0191	Tube patches F 2, red edge		50 x 25 L x W mm	100	•				
500 0036	Tube patches No. 0, red edge	30 mm		100	•	•	•		
500 0043	Tube patches No. 1, red edge	35 mm		30	•	•	•		
500 0050	Tube patches No. 2, red edge	45 mm		30		•	•		
500 0067	Tube patches No. 3, red edge	54 mm		30			•	•	•
500 0081	Tube patches No. 4, red edge	75 mm		30			•	•	•
500 0108	Tube patches No. 5, red edge	94 mm		10				•	•
500 0122	Tube patches No. 6, red edge	116 mm		10				•	•
500 0201	Tube patches No. 7, red edge		74 x 37 L x W mm	30		•	•		
500 0263	Tube patches No. 7B, red edge		150 x 75 L x W mm	10				•	•

Tube patches, black edge



Ref. No.	Description	Dia.	Content					
503 8046	Tube patch Euro No.1	35 mm	200	•	•	•		
503 8053	Tube patch Euro No.2	45 mm	100		•	•		
503 8060	Tube patch Euro No.3	54mm	100			•	•	•
503 8084	Tube patch Euro No.4	75 mm	50			•	•	•
503 8101	Tube patch Euro No.5	94 mm	20				•	•
503 8125	Tube patch Euro No.6	116 mm	20				•	•

Tube valves

Rubber base valves

Note: Before doing repairs with valve patches and rubber base valves **always** buff the tube mechanically!



501 0071



501 0088



501 0136



501 0143



501 0318



501 0277



563 1900
563 1907



501 0545, 501 0507
(see next page)

Ref. No.	Description	Rubber base dia.	Bending angle	Shaft dia.	Length	TR No.	Content				
501 0040	**Moped valve**	45 mm					10	•			
501 0071	**Scooter valve**	45 mm	70 °				10	•			
501 0088	**Scooter valve**	45 mm	90 °				10	•			
501 0136	**Car valve**	60 mm		12 mm	38 mm	13	10		•		
501 0143	**Car valve**	60 mm		13.5 mm	38 mm	14	10		•		
501 0150	**Car valve**	60 mm		16.5 mm	38 mm	15	10		•		
501 0174	**Car valve**	80 mm		16.5 mm	52 mm	25	10		•		
501 0181	**Car valve**	80 mm		13.5 mm	67 mm	35	10		•		
501 0215	**Truck valve**	90 mm		13.5 mm	94 mm	50	10			•	
501 0318	**Truck valve**	90 mm			95.5 mm	75a	5			•	
501 0370	**Truck valve**	90 mm			125.5 mm	77a	5			•	
501 0394	**Truck valve**	90 mm			135.5 mm	175a	5			•	
501 0404	**Truck valve**	90 mm			147.5 mm	78a	5			•	
501 0428	**Truck valve**	120 mm			163.5 mm	179a	5			•	
501 0442	**Truck valve**	120 mm			178.5 mm	79a	5			•	
501 0277	**Air/water valve, new type**	80 mm				218a	10				•

	Accessories:										
563 1900	**Plastic rim ferrule** **For use with:** • Car valve (501 0136)						100		•		
563 1907	**Plastic rim ferrule** **For use with:** • Car valve (501 0136)						10		•		

A

Valve patches

Ref. No.	Description	Rubber base dia.	Content
501 0545	Truck valve seating VG12	80 mm	10
501 0507	Truck valve seating VG8 (MICHELIN)	80 mm	10

Tube repair kits

Bicycle repair kits - comparison chart

Description	507 9892 TT 02	506 0045 TT 04 Sport	506 0193 TT 05	506 9606 TT 06	506 0203 TT 10
Patch size F0		4			
Patch size F01		1			
Patch size F1	6		2	2	
Patch size F2	1		1	2	
Patch size 1				2	
Patch size 2					
Patch size 3					
Patch size 4					
Patch size 5					
Patch size 7A					
Patch size 7B					
Patch size 0			1		4
Cover patch F2 blue			1	1	
Tube of SVS solution	5g	5g	5g	5g	5g
Valve tube	1				
Emery paper	1	1	1	1	1
Instruction manual	1	1	1	1	1
Tyre levers			2	2	
Carton contents	20	36	16	20 (see TT06 for further contents list)	24





507 9892

Bicycle repair kit TT 02

• The 'No. 1' among the patch kits

Ref. No.	Description
507 9892	**20 x Bicycle repair kit TT 02, touring, in dispenser box** **Scope of delivery:** • 6 patches size F1 • 1 patch size F2 • 1 Tube of SVS solution 5 g • 1 Emery paper • 1 Valve tube • 1 Instruction manual

Bicycle repair kit TT 04

• Special assortment of extra-thin patches for racing bike professionals

Ref. No.	Description
506 0045	**36 x Bicycle repair kit TT 04, sport** **Scope of delivery:** • 4 patches size F0 • 1 patch size F01 • 1 Tube of SVS solution 3 g • 1 Emery paper • 1 Instruction manual



506 0045

Bicycle repair kits TT 05

• The mobile breakdown kit for the ATB, MTB and frequent cyclist

Ref. No.	Description
506 0193	**16 x Bicycle repair kit TT 05, MTB** **Scope of delivery:** • 2 patches size F1 • 1 patch size F2 • 1 patch size 0 • 1 Cover patch F2 blue • 1 Tube of SVS solution 5 g • 1 Emery paper • 2 Tyre levers • 1 Instruction manual



506 0193

Bicycle repair kits TT 06

• The 'top-class' deluxe box

Ref. No.	Description
506 9606	**Bicycle repair kits TT 06, MTB** **Scope of delivery:** • 2 Patches size F1 • 2 Patches size F2 • 2 Patches size 1 • 1 Cover patch F2 blue • 1 Tube of SVS solution 5 g • 1 Emery paper • 2 Tyre levers • 2 CO_2 cartridges • 1 CO_2 cartridge adapter • 1 Rapid valve • 1 Valve core • 1 Collar nut • 1 Valve adapter • 1 Slotted valve cap • 1 Instruction manual



506 9606

Motorcycle repair kits TT 10

Ref. No.	Description
506 0203	**24 x Motorcycle repair kit TT 10** **Scope of delivery:** • 4 patches size 0 • 1 patch size 7 • 1 Tube of SVS solution 5 g • 1 Emery paper • 1 Instruction manual



506 0203

A

Workshop kits - comparison chart

Description	506 0306 TT 11	506 0519 TT 12	506 0911 TT 20	507 0011 TT 21	507 0310 TT 30	507 0602 TT 40	507 9706 TT 42
Patch size F2							30
Patch size 1		4	8	14	12	70	100
Patch size 2		2	2	4		50	
Patch size 3		1	3	2	6	40	
Patch size 4		1	1	2	2	10	
Patch size 5			1	1	1		
Patch size 7	1	1	2	4	3	30	
Patch size 7B			1	2	2	5	
Patch size 0	6						
PN03				1	2		
Tube of SVS solution	5g	10g	25g	50g	50g		
Can of vulcanising solution						175g	175g
Can of LIQUID BUFFER							250ml
Emery paper	1						
Instruction manual	1	1	1	1	1	1	1
Tyre levers							
Stitcher				1	1	1	
Rasps		1	3	5	2	2	
Rasp Handler				1	1	1	
Short valve cores			3	3			
Rubber based valves						1	
Carton contents	**24**	**10**	**1**	**1**	**1**	**1**	**1**



506 0306



506 0519

Ref. No.	Description		
506 0306	**24 x Tube repair kit TT 11** **Scope of delivery:** • 6 patches size 0 • 1 patch size 7 • 1 Tube of SVS solution 5 g • 1 Emery paper • 1 Instruction manual	•	•
506 0519	**10 x Tube repair kit TT 12** **Scope of delivery:** • 4 patches size 1 • 2 patches size 2 • 1 patch size 3 • 1 patch size 4 • 1 patch size 7 • 1 Tube of SVS solution 10 g • 1 Rasp • 1 Instruction manual	•	•

Workshop kits

Ref. No.	Description		
506 0911	**Tube repair kit TT 20** **Scope of delivery:** • 8 patches size 1 • 2 patches size 2 • 1 patch size 3 • 1 patch size 4 • 1 patch size 5 • 2 patches size 7 • 1 patch size 7B • 1 Tube of SVS solution 25 g • 3 Rasps • 3 Short valve cores • 1 Instruction manual	•	
507 0011	**Tube repair kit TT 21** **Scope of delivery:** • 14 patches size 1 • 4 patches size 2 • 2 patches size 3 • 2 patches size 4 • 1 patch size 5 • 4 patches size 7 • 2 patches size 7B • 1 PN 03 • 1 Tube of SVS solution 50 g • 5 Rasps • 1 Rasp handle • 3 Short valve cores • 1 Stitcher • 1 Instruction manual		•
507 0310	**Tube repair kit TT 30** **Scope of delivery:** • 12 patches size 1 • 6 patches size 3 • 2 patches size 4 • 1 patch size 5 • 3 patches size 7 • 2 patches size 7B • 2 PN 03 • 1 Tube of SVS solution 50 g • 2 Rasps • 1 Rasp handle • 1 Stitcher • 1 Instruction manual	•	



506 0911



507 0011



507 0310

Repair material for tyres and tubes

Workshop kits, tube



507 9706

Ref. No.	Description
507 0602	**Workshop kit TT 40** **Scope of delivery:** • 70 patches size 1 • 50 patches size 2 • 40 patches size 3 • 10 patches size 4 • 30 patches size 7 • 5 patches size 7B • 1 SVS solution 175 g • 2 Rasps • 1 Rasp handle • 1 Stitcher • 3 Rubber-based valves • 1 Instruction manual
507 9706	**Workshop kit TT 42** **Scope of delivery:** • 30 patches F2 • 100 patches size 1 • 40 patches size 2 • 20 patches size 3 • 50 patches size 7 • 1 SVS solution 175 g • 2 Rasps • 1 Rasp handle • 1 Stitcher • 1 Can of LIQUID BUFFER 250 ml • 1 Instruction manual



Material not included

REMA TIP TOP PROFI workplace

- The ideal workbench for the tyre specialist, which makes it easy to keep things tidy
- Saves wasting time searching for tools
- Includes illumination, zinc-plated work surface, 4 shelves and 2 multiple tool holders, multiple socket with on/off switch

Ref. No.	Description	Size
517 4508	**PROFI Workplace**	1500 x 750 x 2200 W x D x H mm

REP & AIR BIKE

- Product combination including repair kit TT 01 Tour and a mini nylon pump in carbon look
- Ring-lock mechanism to prevent the ingress of dirt



506 4010

	506 4010
Length	155 mm
Dia.	20 mm
Operating pressure	7 bar
Weight	39 g

Ref. No.	Description
506 4010	**REP & AIR Bike, in blister package** **Scope of delivery:** • 506 0007 1 Repair kit TT 01 • Brackets for attachment with drink bottle holder **For use with:** • SCLAVERAND valve - SV, PRESTA valve

REP & AIR

- The complete break-down service for getting you moving again.
- After the repair, the tyre is inflated from the cartridges within seconds
- Without an air pump and loss of time.



506 0423

Ref. No.	Description						
506 0423	**AIR-SET** • Threaded CO_2 cartridges are filled with medical/technical carbon dioxide **Scope of delivery:** • 3 Cartridges 12 g each • 1 Cartridge adapter • 1 Cartridge freeze protector • 1 Instruction manual			•	•	•	
506 0375	**REP & AIR** **Scope of delivery:** • 2 patches size 0 • 1 patch size 7 • 1 Tube of SVS solution 3 g • 1 Emery paper • 1 Car valve core, short • 1 Slotted valve cap • 4 Cartridges 16 g each • 1 Cartridge adapter • 1 Cartridge freeze protector • 1 Instruction manual **For use with:** • ATB, MTB and motorcycle tubes			•		•	•



506 0375



506 0351



506 045 4

Ref. No.	Description		
506 0351	**REP & AIR Tubeless** • This kit is part of the original equipment of a German motorcycle manufacturer • For sealing of punctures without demounting the tyre from the rim • Includes cartridges for fast and easy inflation of the tyre after the repair • Suitable only for temporary repair of mounted tyres **Safety warning: The tyre should be checked/repaired permanently after 400 km maximum (at a maximum speed of 60 km/h) by a tyre expert or workshop!** **Scope of delivery:** • 3 SUPER SEALASTIC repair plugs • 1 Tube of SPECIAL CEMENT BL 4 g • 1 Inserting tool • 1 Clasp knife • 1 Chalk • 3 Cartridges 16 g each • 1 Cartridge adapter • 1 Cartridge freeze protector • 1 Instruction manual		•
506 045 4	**AIR-SET, with self-service clip** • Threaded CO_2 cartridges are filled with medical/technical carbon dioxide **Scope of delivery:** • 4 Cartridges 16 g each • 1 Cartridge adapter • 1 Cartridge freeze protector • 1 Instruction manual	•	•

A



505 0828



505 9719



505 0732

Chemical cleaning

LIQUID BUFFER

- Free of CFC and aromatic compounds
- For quick and easy cleaning and buffing of tubes
- For chemical cleaning before mechanical buffing

Ref. No.	Description	Operating pressure	Content
505 0828	**LIQUID BUFFER**		1000 ml can
505 9719	**LIQUID BUFFER**		5 l can
505 0732	**LIQUID BUFFER**		500 ml spray



Vulcanising fluid

Vulcanising fluid

Vulcanising fluid

- Free of CFC and aromatic compounds
- For the vulcanisation of tube patches, valve patches, fabric-reinforced valve patches and rubber base valves (hot vulcanisation)

Ref. No.	Description	Content
505 9032	**Vulcanising fluid**	5 g tube
505 9056	**Vulcanising fluid**	10 g tube
505 9128	**Vulcanising fluid**	25 g tube
505 9142	**Vulcanising fluid**	50 g tube
505 9159	**Vulcanising fluid, with brush top**	70 g can
505 9197	**Vulcanising fluid, with brush top**	175 g can
505 4051	**Vulcanising fluid, with self-service clip**	10 x 10 g tube



505 9032



505 4051

Talc

Talc



593 0649

- Fine-grained
- Asbestos free

Ref. No.	Description	Content
593 0649	**Talc** **For use with:** • Mounting tube tyres	500 g can
593 0711	**Talc** **For use with:** • Mounting tube tyres	25 kg sack

MARKING CHALK

• Solid block marking crayon for tyres.



596 6015
596 6008

Ref. No.	Description	Content
596 5994	Chalk Marking Blue	12
596 6001	Chalk Marking Red	12
596 6105	Chalk Marking Green	12
596 6008	Chalk Marking Yellow	12
596 6015	Chalk Marking White	12
596 6094	Chalk Marking Black	12

MARKING CRAYON

• B® PAINTSTIK®
• As Markal's most versatile and economic marker, the original B Paintstik solid paint marker combines the durability of paint in the convenience of a crayon. The real paint formula has superior marking performance on oily, icy, wet, dry or cold surfaces and is weather- and UV-resistant. This Paintstik works on rough, rusty, smooth, or dirty surfaces.



596 6117
596 6124

FEATURES & BENEFITS:
• Real paint for long-lasting, highly visible marks
• Superior marking on rough, rusty, or dirty surfaces
• Solid paint marker eliminates replacement tips, sharpening or priming, increasing productivity

• Easy-to-hold, recyclable paperboard holder protects Paintstik for maximum use
• Weather- and UV-resistant for long-lasting marks
• Sizes: 17 mm
• Marking range: -50°F to 150°F (-46°C to 66°C)

Ref. No.	Description	Content
596 6117	Markal Paint Stick White	12
596 6124	Markal Paint Stick Yellow	12

TYRE PAINT MARKER

• Tyre Paint Marker



596 6173

Ref. No.	Description	Content
596 6173	Tyre Paint Marker Pen White	12

A

Tyre repair

*** Instructions for RUN-FLAT, MINICOMBI, SEALASTIC, SUPER SEALASTIC, REMA SEAL and SEALFIX: Follow the guidelines and legal regulations of your country when using the product(s).**



RUN-FLAT*

- The REMA TIP TOP RUN-FLAT Repair Kit enables successful repairs of tread injuries to RUN-FLAT tyres
- The kit includes appropriate tools and products with special instructions for the safe repair of these tyres

Ref. No.	Description
511 1190	**RUN-FLAT repair kit** **Scope of delivery:** • 1 Workshop kit MC A3 • 1 Workshop kit MC A 4.5 • 1 Can of LIQUID BUFFER 250 ml • 1 Can of INNERLINER SEALER 175 ml, with brush top • 1 Carbide mill cutter 3 mm • 1 Carbide mill cutter 4.5 mm • 1 Dome rasp K 60 • 1 Tool holder with 8 mm shaft • 1 Positioning template • 1 Instruction manual **For use with:** • Tread injuries from 3 mm to 4.5 mm



511 1190

RUN-FLAT REPAIR KIT



511 1183

- The REMA TIP TOP RUN-FLAT Repair Kit enables successful repairs of tread injuries to RUN-FLAT tyres
- The kit includes appropriate tools and products with special instructions for the safe repair of these tyres

Ref. No.	Description
511 1183	**RUN-FLAT repair kit** **Scope of delivery:** • 1 Carbide Cutter 4.5mm • 1 Golf Ball Buffer • 20 Minicombi 4.5mm Refill • 4 BL Cement (Tube) 30g • 1 Instruction Leaflet • 1 Runflat Gauge • 1 Plastic Box **For use with:** • Tread injuries from 4.5 mm

Minor Damage Repair Chart/Gauge

Ref. No.	Description
211 6722	**Minor Damage Repair Gauge**
581 1700	**Minor Damage Repair Chart/Poster**

MINICOMBI*

- Combined patch/plug tyre repair for punctures to the tread of both radial and cross-ply tyres
- Repair units vulcanise in the tyre
- The tyre inside and the puncture channel are repaired in one operation
- The ingression of moisture, dirt, stones or all materials that lead to premature deterioration of the casing and belts is prevented
- Available with a practical and time-saving metal pilot
- All MINICOMBI Combi Packs and workshop kits are supplied with FAST DRY CEMENT BL

Please refer to BSau159f Minor Repair Chart on page 376

Repair chart valid at the moment of printing. Always refer to the repair chart and safety advice packed with the product!



511 2151



511 2209



511 1956



511 3208

Ref. No.	Description	Content					
511 2151	**MINICOMBI A3/A6, Workshop kit** • Combi Pack A3/A6 **Scope of delivery:** • 25 Repair units A3 • 20 Repair units A6 • 1 HSS steel cutter Ø 3 mm • 1 HSS steel cutter Ø 6 mm • 1 Instruction manual • 3 Tubes of SPECIAL CEMENT FAST DRY 25 g each		•	•	•	•	•
511 2209	**MINICOMBI A6/B8, Workshop kit** • Combi Pack A6/B8 **Scope of delivery:** • 20 Repair units A6 • 20 Repair units B8 • 1 HSS steel cutter Ø 6 mm • 1 HSS steel cutter Ø 8 mm • 1 Instruction manual • 4 Tubes of SPECIAL CEMENT FAST DRY 25 g each			•	•	•	•
511 1956	**MINICOMBI A3, workshop kit** **Scope of delivery:** • 25 Repair units • 2 Tubes of SPECIAL CEMENT FAST DRY 25 g each • 1 HSS steel cutter 3 mm • 1 Instruction manual **For use with:** • Tread damage up to 3 mm		•	•	•	•	•
511 3208	**MINICOMBI A4.5, workshop kit** **Scope of delivery:** • 20 Repair units • 2 Tubes of SPECIAL CEMENT FAST DRY 25 g each • 1 HSS mill cutter Ø 4.5 mm • 1 Instruction manual **For use with:** • Tread damage up to 4.5 mm		•	•	•	•	•

MINICOMBI Refills and ACCESSORIES

A

Ref. No.	Description	Content					
511 1963	**MINICOMBI A3, refill pack** **Scope of delivery:** • 50 Repair units with metal pilot • 1 Instruction manual **For use with:** • Tread damage up to 3 mm	50	•	•	•	•	•
511 3215	**MINICOMBI A4.5, refill pack** **Scope of delivery:** • 40 Repair units with metal pilot • 1 Instruction manual **For use with:** • Tread damage up to 4.5 mm	40	•	•	•	•	•
511 3057	**MINICOMBI A6, refill pack** **Scope of delivery:** • 40 Repair units with metal pilot • 1 Instruction manual **For use with:** • Tread damage up to 6 mm	40	•	•	•	•	•
511 3071	**MINICOMBI A6, refill pack** **Scope of delivery:** • 40 Repair units without metal pilot • 6 Pull wires • 1 Instruction manual **For use with:** • Tread damage up to 6 mm	40	•	•	•	•	•
511 3105	**MINICOMBI B8, refill pack** **Scope of delivery:** • 20 Repair units with metal pilot • 1 Instruction manual **For use with:** • Tread damage up to 8 mm	20			•	•	•
511 2096	**MINICOMBI B8, Bulk** **Scope of delivery:** • Repair units without metal pilot **For use with:** • Tread damage up to 8 mm	100				•	•
511 3136	**MINICOMBI B10, refill pack** **Scope of delivery:** • 20 Repair units without metal pilot • 3 Pull wires • 1 Instruction manual **For use with:** • Tread damage up to 10 mm	20			•	•	•
511 3143	**MINICOMBI B10, refill pack** **Scope of delivery:** • 20 Repair units with metal pilot • 1 Instruction manual **For use with:** • Tread damage up to 10 mm	20			•	•	•
	Accessories:						
511 1808	**Pull wire**						



511 3215



511 3057



511 3105



511 3136



511 1808

SEALASTIC*

- Temporary nail hole repair for cross-ply truck tyres mounted on the rim (max. injury size 8 mm) as well as EM and agricultural tyres (max. injury size 15 mm)
- Also suitable for tubeless radial EM tyres (up to a maximum speed of 40 km/h, if the "carbide mill cutter, pointed" is used)
- For larger injuries, use the corresponding REMA TIP TOP repair patches according to the relevant repair chart



Ref. No.	Description	Content				
510 1155	**SEALASTIC EM, kit** **Scope of delivery:** • 10 Repair units • 2 SPECIAL CEMENT BL 40 g cans • 1 Insertion tool for EM • 1 Rasp Ø 6,5 mm • 1 Instruction manual		•	•	•	
510 2147	**SEALASTIC TT 611, refill pack**	20	•			
510 2161	**SEALASTIC TT 612, refill pack**	20			•	



510 1155



510 2147, 510 2161

SUPER SEALASTIC*

- Multi-layer repair units for temporary repair of mounted cross-ply tyres
- For a permanent repair, use the REMA TIP TOP patches corresponding to the valid repair chart

Ref. No.	Description	Content
510 3108	**CAR/VAN SUPER SEALASTIC** **Scope of delivery:** • 50 SUPER SEALASTIC plugs, grey	1
510 2367	**CAR/VAN SUPER SEALASTIC** **Scope of delivery:** • 25 SUPER SEALASTIC plugs, grey • 1 SPECIAL CEMENT BL 40 g • 1 Chalk • 1 Inserting tool car • 1 Rasp	1
510 3304	**SUPER SEALASTIC TT 650, workshop kit** **Scope of delivery:** • 50 SUPER SEALASTIC plugs, grey • 2 SPECIAL CEMENT BL 40 g cans • 1 Chalk • 1 Clasp knife • 1 Inserting tool car/truck • 1 Instruction manual	1
510 3407	**SUPER SEALASTIC TT 651, drivers kit** **Scope of delivery:** • 5 SUPER SEALASTIC plugs, grey • 1 SPECIAL CEMENT BL 12 g tube • 1 Chalk • 1 Clasp knife • 1 Inserting tool car/truck • 1 Instruction manual	1



510 3108



510 2367



510 3304



510 3407

SEALFIX*

- SEALFIX strings for temporary repairs of tread punctures
- We recommend demounting the tyre from the rim in order to determine the actual damage size
- Observe local rules and guidelines for the repair of tyres
- Permanent repairs should be performed from the inside of the tyre, for example with MINICOMBI
- For safety reasons, we also warn you not to carry out a sidewall repair with SEALFIX
- Please use it with SPECIAL CEMENT BL



510 1801



510 1808



510 1832



510 1839

Ref. No.	Description	Content				
510 1801	**SEALFIX, refill pack**	50	•			
510 1808	**SEALFIX, Long type, refill pack**	25	•			
510 1832	**SEALFIX, workshop kit** **Scope of delivery:** • 25 Strings • 1 Hand rasp • 1 Inserting tool • 1 SPECIAL CEMENT BL 40 g can • 1 Chalk • 1 Knife • 1 Instruction manual		•	•	•	
510 1815	**SEALFIX, 12", refill pack, Black**	50	•			
510 1839	**SEALFIX, Long Black** **Scope of delivery:** • 25 Strings		•	•	•	

FIBRE SEAL INSERT

- Chemical Curing Fibre Seal Inserts / Temporary Repairs, Regular



510 2312
510 2319

Ref. No.	Description	Size	Content
510 2312	**Fibre Seal Insert REINFORCED**	190mm	50
510 2319	**Fibre Seal Insert**	8"	20

ATV QUAD BIKE REPAIR KIT

- The ATV kit comprises of 50 repair plugs, including tools and adhesives to repair the tyre on site.
- Complete with robust storage case, the kit should be kept on the vehicle at all times ready for any eventuality.



510 2350

Ref. No.	Description	Content
510 2350	**ATV QUAD BIKE REPAIR KIT:** • 50 Repair Strings • 1 Hand rasp • 1 Inserting tool • 1 SPECIAL CEMENT BL 225g tin	•
510 2305	**REMACURE Carton** • 50 Repair Strings	•

CHEMI-CURE TUBELESS STRINGS

- Multi-layer repair units for temporary repair of mounted cross-ply tyres
- For a permanent repair, use the REMA TIP TOP patches corresponding to the valid repair chart



510 3414



510 3415



510 3421
510 3438



510 3445



515 4009

Ref. No.	Description	Content			
510 3414	**Chemi-Cure Long**	40			•
510 3415	**Chemi-Cure Short**	80		•	
510 3421	**Chemi-Cure EM Needle**	1			•
510 3438	**Chemi-Cure Truck/Tractor Needle**	1		•	
510 3445	**Chemi-Cord Nylon reinforced cord**	1			
515 4009	**Chemi-Cord Bonding Compound**	1			

RUBBER FILL PRODUCTS



517 2007



517 2000

Tyre Fill

- A flexible, rapid curing two part repair system.The product is dispensed using the true mix cartridge system to guarantee proper mixing and ease of use.Tyre Fill is ideal for repairs to conveyors, tyres, bumpers and other heavy duty rubbers.

Ref. No.	Description	Content
517 2000	Tyre Fill	1
517 2007	Tyre Fill Gun	1
517 2014	Tyre Fill Spare Nozzle	1



517 1065

REMA FILL

- A one part flexible black Polyurethane based compound, offers excellent adhesion without primer on most materials. It is easy to apply, when cured the sealer may be sanded/buffed. First-rate resistance to UV rays, water, salt-water, oil and grease. Ideal for cosmetic repairs to rubber.

Ref. No.	Description	Volume
517 1058	REMA FILL	
517 1065	Caulking Gun	310 ml
517 1072	Spare Nozzle	310 ml



516 9049

VULC COMPOUND A+B, free of CFC and aromatic compounds

- For the repair of rubber damage to tyres and conveyor belts by cold vulcanisation
- Use with SPECIAL CEMENT BL

Ref. No.	Description	Content
516 9032	VULC COMPOUND A+B	300 g each
516 9049	VULC COMPOUND A+B	650 g each



517 1031



517 1024

TYRE COMPOUND

- Cold curing rubber compound used for filling minor tread penetrations.

Ref. No.	Description	Content
517 1031	Tyre Dough Gun	1
517 1024	Tyre Dough Cartridge	1

Accessories – SEALFIX, SEALASTIC and SUPER SEALASTIC

• For precise injury preparation


510 2343


510 2381


595 8937


595 8944


510 2240


510 2336


510 2395


510 2202


510 2219


510 2233


510 2388


510 0021
510 227 1


510 0000


510 0007


510 0014


510 0028

Ref. No.	Description	Blade Length	Dia.					
510 2343	Hand Rasp Pistol Grip - Spiral Awl	4”	6 mm					
510 2381	Hand Rasp Pistol Grip	4”	6 mm					
595 8937	SEALASTIC Hand Rasp	85 mm	4.5 mm	•	•			
595 8944	SEALASTIC Hand Rasp	190 mm	6 mm					
510 2240	Rasp Plastic Grip	3”						
510 2336	Remacure Inserting tool (ATV Kit)	3“						
510 2395	Pistol Grip Open Eye Needle	8”						
510 2202	Inserting tool, with folding handle For use with: • RAS, SRAS, SEALASTIC, REMASEAL			•	•			
510 2219	Inserting tool for car tyres, with plastic handle	72 mm			•			
510 2226	Inserting tool for truck tyres, with plastic handle	96 mm				•		
510 2233	Inserting tool EM	230 mm					•	•
510 2388	Pistol Grip Side Load Needle	8”						
510 0021	Chrome T-Handle with Allen Key							
510 227 1	Chrome T-Handle with Inserting Tool	3”						
510 0000	Needle Replacement Side Load HD	8”						
510 0007	Needle Replacement Closed Eye	8”						
510 0014	Reamer Replacement Truck 6mm	8”	6 mm					
510 0028	Needle Replacement Open Eye	4”						
510 2278	Needle Replacement Open Eye	6”						

A

Thermopress patches



Thermopress fast-curing repair patches

- For repairing nail hole injuries to radial or cross-ply car tyres
- The patches have to be applied with MTR-SOLUTION
- Minimum curing temperature: 100 °C (212 °F)
- The sizes 100 - 103 are also suitable for hot vulcanisation of tubes

	RADIAL								CROSS-PLY
Thermopress	Tread				Sidewall		Shoulder		
patch No.	T*	H*	V*	Z*	T*	H*	T*	H*	
100	2 mm	2 mm	–	–	–	–	–	–	2 mm
102	3 mm	3 mm	–	–	–	–	–	–	3 mm
103	5 mm	5 mm	–	–	–	–	–	–	5 mm
170	no repair		–	–	–	–	–	–	12 mm
181	12 mm	6 mm	3 mm	3 mm	12 mm	6 mm	6 mm	3 mm	–

* Speed index

Repair chart valid at the moment of printing. Always refer to the repair chart and safety advice included!

Ref. No.	Description	Size	Content
517 1006	**Thermopress patch No. 100**	Ø 30 mm	80
517 1020	**Thermopress patch No. 102**	Ø 37 mm	50
517 1037	**Thermopress patch No. 103**	Ø 47 mm	35
517 1817	**Thermopress patch No. 181, RADIAL**	65 x 55 mm	20
517 1707	**Thermopress patch No. 170, CROSS-PLY**	Ø 70 mm	20

REMA STEM

- Rubber insert used to fill cylindrical puncture channels in the tread area
- REMA STEM units are precured rubber plugs which can be used only together with the corresponding REMA TIP TOP patches
- To select the appropriate patch size, refer to the valid repair charts
- REMA STEM is suitable for hot and cold vulcanisation

Ref. No.	Description	Injury	Content			
510 1935	**REMA STEM 6**	max. 6 mm	10	•	•	•
510 1942	**REMA STEM 8**	max. 8 mm	10		•	•
510 1959	**REMA STEM 12**	max. 12 mm	10		•	•



REMA STEM

MTC - Multi Temperature Cure patches

Hot cure repair unit for the repair of radial car and truck tyres. The MTC patch has a curing temperature range of 100 - 160°C.

MTC Patches are made to order from the freshest materials available, to ensure the best possible shelf life. Subject to minimum order quantities the customers own logo or repair number can be added to the label. Bespoke patches can be made to customer's own specification. MTC Patches are tested in accordance with EC Regulation 108/109



Ref. No.	Description	Number of plies	Size	Content					
512 8107	MTC 10 TL Patch	1	55 x 75 L x W mm	20	•				
512 810-7	MTC 10 TL Patch	1	70 x 115 L x W mm	100	•				
512 8121	MTC 12 TL Patch	1	70 x 115 L x W mm	10	•				
512 8145	MTC 14 TL Patch	1	85 x 130 L x W mm	10	•				
512 8152	MTC 15 TL Patch	1	90 x 75 L x W mm	20	•				
512 8200	MTC 20 TL Patch	2	85 x 125 L x W mm	10		•			
512 8224	MTC 22 TL Patch	2	75 x 175 L x W mm	10		•	•	•	
512 8248	MTC 24 TL Patch	2	75 x 220 L x W mm	10		•			
512 8255	MTC 25 TL Patch	3	115 x 125 L x W mm	10		•			
512 8262	MTC 26 TL Patch	3	75 x 260 L x W mm	10		•			
512 8286	MTC 28 TL Patch	3	75 x 330 L x W mm	10		•			
512 8358	MTC 35 TL Patch	4	130 x 180 L x W mm	10		•			
512 8406	MTC 40 TL Patch	3	100 x 195 L x W mm	10		•			
512 8420	MTC 42 TL Patch	4	130 x 260 L x W mm	10		•			
512 8446	MTC 44 TL Patch	4	130 x 335 L x W mm	10		•			•
512 8453	MTC 45 TL Patch	4	180 x 230 L x W mm	10		•			•
512 8468	MTC 46 TL Patch	4	180 x 440 L x W mm	5		•			•

Ref. No.	Description	Number of plies	Size/mm	Content					
612 171 3	MTX 3-2 Cross Ply Patch	2	75 mm	10	•	•			
612 184 2	MTX 4-2 Cross Ply Patch	2	100 mm	10	•	•			
612 1855	MTX 5-2 Cross Ply Patch	2	125 mm	10	•	•			
612 185 5	MTX 5-4 Cross Ply Patch	4	125 mm	10		•			
612 112 7	MTX 6-4 Cross Ply Patch	4	150 mm	10		•			
612 1134	MTX 8-4 Cross Ply Patch	4	200 mm	10		•			
612 1151	MTX 8-6 Cross Ply Patch	6	200 mm	10		•			
612 124 8	MTX 9-6 Cross Ply Patch	6	230 mm	10		•			
612 125-1	MTX 10-4 Cross Ply Patch	4	250 mm	10		•			
612 125 8	MTX 10-6 Cross Ply Patch	6	250 mm	10				•	
612 116-1	MTX 12-4 Cross Ply Patch	4	300 mm	5		•			
612 115 8	MTX 14-6 Cross Ply Patch	6	355 mm	5				•	

RADIAL repair patches

A

UNIVERSAL patch (UP)

• Universal patches (UP) for the repair of small injuries to tube or tubeless radial and cross-ply tyres

UP Univeral Patch	CØ max. mm			
- T	3	UP 3	UP 3	UP 3
	4,5	UP 4,5	UP 4,5	UP 4,5
	6	-	UP 6	UP 6
H - V	3	UP 3	UP 3	-
	4,5	UP 4,5	UP 4,5	-
	6	-	UP 6	-
W - ZR	3	-	UP 3	-
	3	-	UP 3	UP 3
	4,5	-	UP 4,5	UP 4,5
	6	-	UP 6	UP 6
	8	-	UP 8	-

Repair chart valid at the moment of printing. Always refer to the repair chart and safety advice included!



512 6707



512 6714



512 6769



512 6776



512 6721



512 6738



512 6745

Ref. No.	Description	Size	Content		
512 670 7	UNIVERSAL patch UP 3	Ø 35 mm	100	•	•
512 6714	UNIVERSAL patch UP 3, bucket	Ø 35 mm	500	•	•
512 676 9	UNIVERSAL patch UP 4.5	Ø 45 mm	92	•	•
512 6776	UNIVERSAL patch UP 4.5, bucket	Ø 45 mm	300	•	•
512 672 1	UNIVERSAL patch UP 6	Ø 60 mm	50	•	•
512 6738	UNIVERSAL patch UP 6, bucket	Ø 60 mm	200	•	•
512 674 5	UNIVERSAL patch UP 8	Ø 67 mm	50		•
512 6752	UNIVERSAL patch UP 8, bucket	Ø 67 mm	150		•

RAD repair patches, Series 100

- Repair patches for durable repairs to all radial tyre sizes and for all applications
- Suitable for hot- or self-vulcanisation due to the unique bonding layer in conjunction with the appropriate REMA TIP TOP accelerator cements or solutions



512 1142



RAD repair patches, 100 Series

Ref. No.	Description	Number of plies	Size	Content					
512 1104	RAD repair patch 110 TL	1	75 x 55 L x W mm	20	•				
512 1159	RAD repair patch 115 TL	1	90 x 75 L x W mm	20	•	•	•		
512 1160	RAD repair patch 116 TL	1	104 x 67 L x W mm	10	•	•	•		
512 1207	RAD repair patch 120 TL	2	125 x 80 L x W mm	10					
512 1221	RAD repair patch 122 TL	2	175 x 75 L x W mm	10		•	•	•	
512 1245	RAD repair patch 124 TL	2	220 x 75 L x W mm	10		•			
512 1252	RAD repair patch 125 TL	3	125 x 115 L x W mm	10		•			
512 1355	RAD repair patch 135 TL	4	130 x 180 L x W mm	10		•	•		•
512 1403	RAD repair patch 140 TL	3	203 x 148 L x W mm	10		•	•		•
512 1427	RAD repair patch 142 TL	4	260 x 130 L x W mm	10		•	•		
512 1441	RAD repair patch 144 TL	4	335 x 130 L x W mm	10		•			•
512 1465	RAD repair patch 146 TL	4	440 x 180 L x W mm	5		•			•
512 1506	RAD repair patch 150 TL	5	580 x 180 L x W mm	5					•
512 1520	RAD repair patch 152 TL	5	580 x 240 L x W mm	3					•
512 1551	RAD repair patch 155 TL	5	330 x 260 L x W mm	5					•
512 1568	RAD repair patch 156 TL	7	720 x 270 L x W mm	3					•
512 1609	RAD repair patch 160 TL	7	860 x 270 L x W mm	3					•
512 1623	RAD repair patch 162 TL	7	1030 x 325 L x W mm	1					•
512 1654	RAD repair patch 165 TL	6	420 x 330 L x W mm	3					•
512 1685	RAD repair patch 168 TL	7	760 x 350 L x W mm	1					•
512 1757	RAD repair patch 175 TL	8	530 x 450 L x W mm	3					•
512 1805	RAD repair patch 180 TL	2	190 x 150 L x W mm	5				•	
512 1829	RAD repair patch 182 TL	3	240 x 185 L x W mm	5				•	
512 1843	RAD repair patch 184 TL	3	295 x 215 L x W mm	5				•	
512 1852	RAD repair patch 185 TL+	8	730 x 530 L x W mm	1					•
512 1867	RAD repair patch 186 TL	2	340 x 245 L x W mm	5				•	
512 1881	RAD repair patch 188 TL	2	450 x 280 L x W mm	5				•	
512 1908	RAD repair patch 190 TL	2	550 x 310 L x W mm	3				•	

A



512 5337

RAD repair patches, Series 500 – ARAMID

- The repair patch for professional repairs
- Aramid-reinforced patch construction ensures a long service life
- Low bulge factor
- Low weight and high flexibility
- Perfectly suits the tyre contour as well as the rolling behaviour of the new-generation tyres

Ref. No.	Description	Size	Content
512 5314	**RAD repair patch 531, ARAMID**	165 x 85 L x W mm	10
512 5337	**RAD repair patch 533, ARAMID**	205 x 110 L x W mm	10
512 5351	**RAD repair patch 535, ARAMID**	245 x 110 L x W mm	10
512 5375	**RAD repair patch 537, ARAMID**	285 x 110 L x W mm	10
512 5399	**RAD repair patch 539, ARAMID**	325 x 115 L x W mm	10
512 5410	**RAD repair patch 541, ARAMID**	365 x 125 L x W mm	10
512 5431	**RAD repair patch 543, ARAMID**	445 x 135 L x W mm	5
512 5810	**RAD repair patch 581, ARAMID**	208 x 168 L x W mm	10
512 5830	**RAD repair patch 583, ARAMID**	258 x 203 L x W mm	10
512 5850	**RAD repair patch 585, ARAMID**	363 x 233 L x W mm	10
512 5870	**RAD repair patch 587, ARAMID**	458 x 288 L x W mm	10
512 5890	**RAD repair patch 589, ARAMID**	603 x 343 L x W mm	3

Your personal benefit:

- Easy application and improved flexibility of the patch of the inner tyre contour
- Reduced weight has positive impact on tyre unbalance and local heat generation
- Rigidity 5 times the one of rayon cord extends the range of agricultural / industrial tyres to be repaired up to speed index G (90 kph)
- Customised injury patches reduce required storage quantities and ensure versatile application

Patch structure:

- 1 Textile cord - Large-size cover ply inside the patch
- 2 ARAMID cord High-strength component to reduce repair bulges to a minimum
- 3 Cushion end Steel cord ends protected by multi-layer highstrength compound to prevent cracking of the patch at the cutting edges of the reinforcing material
- 4 Top layer Prevents air and pressure leakage through the repair unit
- 5 Bonding layer homogeneously interwoven with the patch
- 6 Buffer Special resilient rubber layer between textile plies and bonding layer

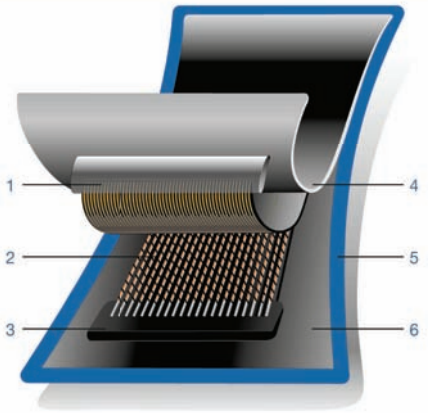

CROSS-PLY repair patches

CROSS-PLY repair patches, Series PN

- Repair patches for durable repairs to cross-ply tyres of all sizes, especially for tread, shoulder and sidewall injuries
- Suitable for both self-vulcanising and hot-vulcanising processes due to the fully integrated bonding layer. Use in conjunction with the appropriate REMA TIP TOP accelerator solutions

P·N DIAGONAL



CROSS-PLY repair patches, Series PN

Ref. No.	Description	Patch Ø in cord direction	Number of plies	Content				
512 603 7	CROSS-PLY repair patch PN 03	100 mm	2	10	•	•		
512 604 4	CROSS-PLY repair patch PN 04	120 mm	2	10	•	•		
512 605 1	CROSS-PLY repair patch PN 05	160 mm	4	10		•		
512 606 8	CROSS-PLY repair patch PN 06	235 mm	6	10		•		
512 607 5	CROSS-PLY repair patch PN 07	295 mm	6	10		•		
512 608 2	CROSS-PLY repair patch PN 08	345 mm	6	5		•		
512 609 9	CROSS-PLY repair patch PN 09	390 mm	8	5		•		
512 610 9	CROSS-PLY repair patch PN 010	450 mm	8	3		•		
512 620 2	CROSS-PLY repair patch PN 020	255 mm	4	10			•	
512 621 9	CROSS-PLY repair patch PN 021	370 mm	4	5			•	
512 622 6	CROSS-PLY repair patch PN 022	510 mm	4	3			•	
512 623 3	CROSS-PLY repair patch PN 023	255 mm	6	10			•	
512 625 7	CROSS-PLY repair patch PN 025	510 mm	6	3			•	
512 6408	CROSS-PLY repair patch PN 040	160 mm	4	5				•
512 6415	CROSS-PLY repair patch PN 041	235 mm	6	5				•

CROSS-PLY repair patches, Series PN-OTR



CROSS-PLY repair patches, Series PN-OTR

- Repair patches for durable repairs to cross-ply tyres of all OTR sizes
- Suitable for all the current vulcanising systems due to the fully integrated bonding layer
- Use in conjunction with the appropriate REMA TIP TOP accelerator solutions

Type:
S = sidewall patch
+ = reinforced patch
S+ = shoulder and sidewall injuries, reinforced

Ref. No.	Description	Patch Ø in cord direction	Number of plies	Content
512 200 0	**CROSS-PLY repair patch PN 050**	240 mm	4	12
512 201 7	**CROSS-PLY repair patch PN 050+**	240 mm	6	10
512 202 4	**CROSS-PLY repair patch PN 052**	360 mm	6	12
512 203 1	**CROSS-PLY repair patch PN 052+**	360 mm	8	10
512 204 8	**CROSS-PLY repair patch PN 054**	480 mm	8	5
512 205 5	**CROSS-PLY repair patch PN 054+**	480 mm	10	5
512 206 2	**CROSS-PLY repair patch PN 056**	660 mm	10	5
512 207 9	**CROSS-PLY repair patch PN 056+**	660 mm	12	5
512 240 2	**CROSS-PLY repair patch PN 056 S**	660 mm	10	5
512 241 9	**CROSS-PLY repair patch PN 056 S+**	660 mm	12	5
512 209 3	**CROSS-PLY repair patch PN 058**	810 mm	12	3

Vulcanising

SPECIAL CEMENT BL, free of CFC/aromatic compounds

- Accelerator solution for the application of REMA TIP TOP RAD, PN and UP repair patches, MINICOMBI, REMA STEM, SV bonding rubber, SEALASTIC, VULC COMPOUND
- SPECIAL CEMENT BL can be used for self-vulcanisation starting from 18 °C (65 °F) through to hot vulcanisation up to 150 °C (300 °F)

Ref. No.	Description	Content
515 9303	SPECIAL CEMENT BL	4 g tube
515 9334	SPECIAL CEMENT BL	30 g tube
515 9341	SPECIAL CEMENT BL	40 g tin
515 9365	SPECIAL CEMENT BL	225 g tin
515 9389	SPECIAL CEMENT BL	650 g tin
515 9396	SPECIAL CEMENT BL	4 kg can
515 9570	SPECIAL CEMENT BL, Fast Dry Cement	175 g



515 9303



515 9334



515 9365



515 9396

SPECIAL CEMENT BL, non-inflammable (*EU version)

- Accelerator solution for the application of REMA TIP TOP RAD, PN, and UP repair patches, MINICOMBI, REMA STEM, SV bonding rubber, SEALASTIC, VULC COMPOUND
- SPECIAL CEMENT BL can be used for self-vulcanisation starting from 18 °C (65 °F) through to hot vulcanisation up to 150 °C (300 °F)

*Labelled in accordance with EU regulations

Ref. No.	Description	Content
515 0371	SPECIAL CEMENT BL, EU version	500 g tin
515 0388	SPECIAL CEMENT BL, EU version	1 kg tin
515 0405	SPECIAL CEMENT BL, EU version	6 kg can



515 0388

OTR SPECIAL CEMENT, non-inflammable (*EU Version)

- Accelerator solution for coating the buffed tyre inside in conjunction with REMA TIP TOP RAD and PN OTR repair patches
- Especially suitable for repairs to large tyres used on long-haul EM vehicles, optimising the run time of the tyre

*Labelled in accordance with EU regulations

Ref. No.	Description	Content
515 0546	OTR SPECIAL CEMENT, EU-version	1 kg can
515 0553	OTR SPECIAL CEMENT, EU-version	6 kg can



515 0546



515 0553

Repair material for tyres and tubes



515 9004

INNERLINER SEALER, free of CFC/aromatic compounds

- Sealing porous innerliners and edges of repair areas
- Coating excessively buffed repair areas on the tyre inside

Ref. No.	Description	Content
515 9028	**INNERLINER SEALER, with brush top**	175 g tin
515 9004	**INNERLINER SEALER**	650 g tin
515 0900	**INNERLINER SEALER**	1 kg tin
515 9011	**INNERLINER SEALER**	4 kg can



516 9207

MTR-Solution, free of CFC and aromatic compounds

- Accelerator solution for coating the buffed tyre inside, the buffed skive surface or the bonding layer of REMA TIP TOP repair patches prior to laminating with MTR RUBBER
- Thermopress MTR-Solution is adapted to MTR RUBBER with regard to its accelerator and adhesion system and can therefore be used at curing temperatures of at least 100 °C (212 °F)

Ref. No.	Description	Content
516 9207	**Thermopress MTR-Solution, with brush top**	350 g tin
516 9214	**Thermopress MTR-Solution**	700 g tin
516 9221	**Thermopress MTR-Solution**	3.75 kg can
516 9240	**Thermopress MTR-Solution**	4.5 kg can

MTR-Solution, non-inflammable (*EU version)

- Accelerator solution for coating the buffed tyre inside, the buffed skive surface or the bonding layer of REMA TIP TOP repair patches prior to laminating with MTR RUBBER
- Thermopress MTR-Solution is adapted to MTR RUBBER with regard to its accelerator and adhesion system and can therefore be used at curing temperatures of at least 100 °C (212 °F)

*Labelled in accordance with EU regulations



516 1212

Ref. No.	Description	Content
516 1212	**Thermopress MTR-Solution, EU version**	500 g tin
516 1061	**Thermopress MTR-Solution, EU version**	6 kg can

T2-Solution, free of CFC and aromatic compounds

- T2-Solution is used for pre-treatment of the buffed skive before it is filled with T2-Compound
- The two components (A and B) are mixed in equal quantities in the amount required for the rubber surface

Ref. No.	Description	Content
517 9008	T2 Solution A 4	700 g tin
517 9015	T2-Solution B 4	700 g tin



517 9008



517 9015

T2-Solution, inflammable (*EU version)

*Labelled in accordance with the EU regulations

Ref. No.	Description	Content
517 7361	T2-Solution A, EU version	1 kg tin
517 7378	T2-Solution B, EU version	1 kg tin



517 7361



517 7378

T2-COMPOUND

- The solvent-free compound consisting of two components is mixed in the REMA TIP TOP Compound Master and applied to the repair location that was prepared with T2-Solution
- High initial elasticity
- Quick vulcanisation
- Constant technical properties and good abrasion resistance
- Hand extruders should be cleaned using REMA TIP TOP T2 cleaning rubber

	517 7323	517 7330
Weight	2 kg	2 kg
Size	3 x 20 x 5500 H x W x L mm	3 x 20 x 5500 H x W x L mm



517 7323



517 7330

Ref. No.	Description	Content
517 7323	T2-COMPOUND A	5 rolls
517 7330	T2-COMPOUND B	5 rolls

T2 Cleaning rubber

- For cleaning hand extruders

Ref. No.	Description	Size	Weight	Dia.	Content
517 7402	T2 Cleaning rubber	about 3 x 20 x 3000 H x W x L mm	approx. 1 kg		5 rolls


517 7402

Repair rubber

A



SV bonding rubber, blue

SV bonding rubber, blue

- Self-vulcanising cushion gum for the lamination of REMA TIP TOP RADIAL and PN repair patches
- Only apply with REMA TIP TOP SPECIAL CEMENT BL
- Waiting time before putting the tyre back into operation in the case of self-vulcanisation: 48 hours at a temperature of at least 18 °C (65 °F)

Ref. No.	Description	Size	Weight	Content
517 3523	**SV bonding rubber, blue**	approx. 8000 x 250 x 0.8 L x W x H mm	approx. 2 kg	1 roll
517 3509	**SV bonding rubber, blue**	approx. 10000 x 500 x 0.8 L x W x H mm	approx. 5 kg	1 roll

MTR-RUBBER

- Uncured rubber compound for filling skives in all areas on the tyre
- Good flowing and vulcanising characteristics
- Required vulcanising temperature: at least 100 °C (212 °F)
- Max. temperature for warming up MTR-RUBBER 80 °C (176 °F)
- MTR-RUBBER provides excellent adhesion to the tyre and has high resistance to dynamic stress
- Use only with MTR-Solution



516 1250



516 1274

Ref. No.	Description	Weight	Size	Dia.	Content
516 1243	**MTR-RUBBER**	approx. 0.5 kg	approx. 2500 x 150 x 0.8 L x W x H mm		1 roll
516 1267	**MTR-RUBBER**	approx. 1 kg	approx. 2600 x 30 x 3.0 L x W x H mm		3 rolls
516 1250	**MTR-RUBBER**	approx. 2.5 kg	approx. 7200 x 250 x 1.2 L x W x H mm		1 roll
516 1274	**MTR-RUBBER**	approx. 5 kg	approx. 2600 x 500 x 3.0 L x W x H mm		1 roll



516 1009

Thermopress MTR cushion gum

- Cushion gum for laminating REMA TIP TOP repair patches prior to vulcanisation in retreading systems/vulcanising machines at an operating temperature of over 100 °C (212 °F)
- The excellent initial tack and ageing stability under thermal stress ensure improved adhesion even when used in open steam autoclaves or long curing processes
- Please use MTR RUBBER cushion gum with MTR Solution only!

Ref. No.	Description	Weight	Size	Content
516 1009	**MTR RUBBER cushion gum**	approx. 5 kg	about 1 x 500 x 8000 H x W x L mm	1 roll

MTR SUPER FINISH RUBBER

- Uncured rubber compound for excellent surface finish particularly in the tyre sidewall area
- Good flowing and vulcanising characteristics
- Required vulcanising temperature: at least 100 °C (212°F)
- Max. temperature for warming up MTR SUPER FINISH RUBBER 80 °C (176 °F)
- Use only with MTR-Solution



516 0980

Ref. No.	Description	Weight	Dia.	Content
516 0980	**MTR SUPER FINISH RUBBER, rope for extruder**	approx. 12 kg	8 mm	1 rope

MTR-CR RUBBER

- Uncured rubber for increased wear and cut resistance
- Required vulcanising temperature: at least 100 °C (212 °F)
- The skive can be filled with MTR-CR RUBBER only or in combination with MTR RUBBER
- If working with two compounds, use MTR-CR RUBBER as a protector above the casing
- (CR = cut resistant)
- Please only use with MTR-Solution



516 1164

Ref. No.	Description	Weight	Dia.	Content
516 1164	**MTR-CR, rope for extruder** • CR = cut resistant	approx. 12 kg	8 mm	1 rope
516 1180	**MTR-CR, rope for extruder** • CR = cut resistant	approx. 12 kg	8 mm	1 rope

Aramid Repair Cord

Ref. No.	Description	Weight	Size	Content
538 8090	**ARAMID Repair Cord**	approx. kg	1 x 1130 x 4000 H x W x L mm	1 roll

Brushes for solutions

- The thickness of the brush and the hardness of the bristles have a determining influence on the quality and economy of the coat of cement in the skive, on the inner liner and on the patch


595 0186


595 8308


595 8353


595 8360


593 0625


593 0618

Ref. No.	Description	Dia.	Content
595 0186	**Brush, with long bristles and natural fibre** **For use with:** • All cements	40 mm	1
595 8308	**Special brush No. 10, with short fibre bristles** **For use with:** • SPECIAL CEMENT BL, HR SOLUTION etc.	25 mm	1
595 8353	**Brush, with screw top** **For use with:** • 175 g and 225 g cans		10
595 8360	**Mounting Paste Brush** • Car, Low Profile		1
593 0625	**Mounting Paste Brush** • Car		1
593 0618	**Mounting Paste Brush** • Truck		1


595 4508


595 4820


595 8298


595 8346

Cans with brushes

- Storage brushes and detergents

Ref. No.	Description	Dia.
595 4508	**Aluminium-can, with brush and cap**	
595 4820	**Zinc tin, with brush and cap**	
595 8298	**Brush cleaning can UNIVERSAL, with brush**	
595 8346	**Can cap, with brush adapter** **For use with:** • Solutions with 650 g can	50 mm

Tools for tyre repair

Working tools ..... 42 – 52

Marking ..... 52 – 53

Hand tools ..... 54 – 56

Measuring 57

REMA TIP TOP Extruders 58

B

Outstanding products



Buffing wheel K18 **Page 45**



Flap wheel **Page 49**



RTT Extruder NORMAL **Page 58**

Working Tools

HM mill cutters and routers

- For the precise injury preparation on radial and cross-ply tyres
- Special profile adapted to steel cord preparation
- Long service life


595 4917


511 1781, 511 1798


511 1891


595 4900


595 5019


511 1925, 595 4924


595 4948


511 1944


595 4979


595 4986


595 499 3


595 4955

Ref. No.	Description	Dia.	Blade length	Length	Speed					
595 4917	**Steel mill cutter, pointed**	3 mm	30 mm	70 mm	max. 2500 rpm	fixed shaft 3 mm			•	•
511 1781	**Steel mill cutter, pointed**	6 mm	40 mm	110 mm	max. 2500 rpm	fixed shaft 6 mm	519 6672	•	•	
511 1798	**Steel mill cutter, pointed**	8 mm	45 mm	110 mm	max. 2500 rpm	fixed shaft 8 mm	519 6689	•	•	•
511 1891	**Carbide mill cutter, pointed**	3 mm	25 mm	60 mm	max. 2500 rpm	fixed shaft 6 mm	519 6682		•	•
595 4900	**Carbide mill cutter, pointed**	3 mm	25 mm	50 mm	max. 2500 rpm	fixed shaft 3 mm	519 6593		•	•
595 5019	**Carbide mill cutter, pointed**	4.5 mm	35 mm	70 mm	max. 2500 rpm	fixed shaft 6 mm	519 6593		•	•
511 1925	**Carbide mill cutter, pointed**	6 mm	40 mm	90 mm	max. 2500 rpm	fixed shaft 6 mm			•	•
595 4924	**Mill cutter carbide**	6 mm	35 mm	65 mm	max. 2500 rpm	fixed shaft 6 mm			•	•
595 4948	**Mill cutter carbide**	8 mm	50 mm	100 mm	max. 25000 rpm	fixed shaft 8 mm	519 6782	•	•	
511 1944	**Mill cutter carbide**	10 mm	50 mm	100 mm	max. 25000 rpm	fixed shaft 10 mm	519 6672		•	•
595 4979	**Mill cutter carbide**	12 mm	55 mm	110 mm	max. 25000 rpm	fixed shaft 10 mm			•	•
595 4986	**Mill cutter carbide**	17 mm	80 mm	130 mm	max. 25000 rpm	fixed shaft 12 mm	519 6672		•	•
595 499 3	**Mill cutter carbide**	22 mm	30 mm	70 mm	max. 2500 rpm	fixed shaft 13 mm			•	•
595 4955	**HM Ballshaped burr**	6.4 mm	25 mm	50 mm	max. 25000 rpm	fixed shaft 3 mm	519 6782	•	•	

Arbour for fixed shaft

Arbour for quick release chuck

Arbour MK 1 for flexible shaft

Rotary gouges

• For the removal of large volumes of rubber in tyre repairs



595 4292



595 432 6



595 4481



595 4498

Ref. No.	Description	Dia.	Speed	Content						
595 4292	**Rotary gouge**	50 mm	max. 4500 rpm		595 4034	519 6610	595 4027	•	•	•
595 432 6	**Rotary gouge**	30 mm	max. 4500 rpm	3	595 4034	519 6610		•	•	•
595 4481	**Sharpening fixture** • For the precise sharpening of rotary gouges									
595 4498	**Replacement stones**			2						

Domed buffing rasp, silver class

• For finishing work on rubber surfaces • Max. speed 4500 rpm



595 4357



595 4735



595 9003



595 4371



595 4364

Ref. No.	Description	Bore Ø	Dia.	Length						
595 4357	**Dome rasp K 36**	3/8 inch	65 mm		595 4034	519 6610			•	•
595 4735	**Dome rasp K 60**	3/8 inch	32 mm	18 mm	595 4034	519 6610	595 4027	•	•	
595 9003	**Buffing donut**	50 mm	152 mm	18 mm	595 4034	519 6610	595 4027	•	•	
595 4371	**Ball rasp K 36**		19 mm		6 mm	519 6672		•	•	
	Accessories:									
595 4364	**Poly plug** **For use with:** • Dome rasp (595 4357)	3/8 inch	65 mm		595 4034	519 6610			•	•

Buffing set, silver class



• Set of small buffing tools for finish buffing work • Max. speed 4500 rpm

Ref. No.	Description	Content				
595 4711	**Mini buffing set** **Scope of delivery:** • 1 Cone rasp K 60, Ø 3 mm x 25 mm • 1 Cone rasp K 60, Ø 6 mm x 15 mm • 1 Chip rasp K 60, Ø 15 mm x 3 mm • 1 Ball rasp K 60, Ø 10 mm	4	fixed shaft 3 mm	519 6782		•	•

Chip cones, classic class

- For buffing rubber on stitch damages and narrow spots
- Max. speed 4500 rpm

595 0739



595 0746



595 8872



Ref. No.	Description	Dia.	Thread	Length						
595 0739	**Chip cone K 18, pointed**	25 mm	3/8 inch	102 mm	595 4034	519 6610	595 4027	•	•	
595 0746	**Chip cone K 18, rounded**	20 mm	3/8 inch	38 mm	595 4034	519 6610	595 4027	•	•	
595 8872	**Chip cone K 18, pointed**	25 mm	3/8 inch	50 mm	595 4034	519 6610	595 4027	•		•

Ball shaped chip rasps, classic class

- Carbide buffing tools
- For buffing rubber surfaces
- Max. speed 4500 rpm

595 8920



Ref. No.	Description	Dia.				
595 8920	**Ball shaped chip rasp K 18**	20 mm	fixed shaft 6 mm	519 6672	•	•

Pencil buffers, standard class

- For buffing of rubber in nailhole type injuries
- Max. speed 4500 rpm

595 8913



595 8896



595 8968



595 8951



Ref. No.	Description	Dia.	Length						
595 8913	**Pencil buffer K 46**	4 - 8 mm	102 mm	fixed shaft 6 mm	519 6672	595 0519	•	•	
595 8896	**Pencil buffer K 36**	5 - 8 mm	105 mm	fixed shaft 6 mm	519 6672	595 0519	•	•	
595 8968	**Pencil buffer K 18**	8 mm	170 mm	fixed shaft 8 mm	519 6689	595 4278			•
595 8951	**Pencil buffer K 36**	8 mm	170 mm	fixed shaft 8 mm	519 6689	595 4278			•

Buffing wheels, classic class

- Carbide buffing tools
- Max. speed 4500 rpm


595 8793


595 8810


595 8858


875 9236


595 8827


595 8834


595 8841


595 9017

Ref. No.	Description	Width	Dia.	Thread	Bore Ø						
595 8793	**Buffing wheel K 18**	3 mm	50 mm	3/8 inch		595 4034	519 6610	595 4027	•	•	•
595 8810	**Buffing wheel K 18**	5 mm	50 mm	3/8 inch		595 4034	519 6610	595 4027	•	•	•
595 8858	**Buffing wheel K 18**	10 mm	50 mm	3/8 inch		595 4034	519 6610	595 4027	•	•	•
875 9236	**Buffing wheel K 16**	12 mm	50 mm	3/8 inch		595 4034	519 6610	595 4027	•	•	•
595 8827	**Buffing wheel K 18**	19 mm	50 mm	3/8 inch		595 4034	519 6610	595 4027		•	•
595 8834	**Buffing wheel K 18**	16 mm	76 mm		14 mm	595 4261	519 6634	595 4285		•	•
595 8841	**Buffing wheel K 18**	19 mm	102 mm		14 mm	595 4261	519 6634	595 4285		•	•
595 9017	**Buffing donut K 14**	13 mm	100 mm			595 4261	519 6634	595 4285		•	•

Domed contour rasps, classic class

- For buffing on inner liner or other smooth rubber surfaces
- Carbide buffing tools
- Max. speed 4500 rpm


595 4209


595 4247


595 8865


595 8975


595 4223


595 4326


595 4230

Ref. No.	Description	Bore Ø	Dia.	Thread								
595 4209	**Dome rasp K 36**	14 mm	76 mm		595 4261	519 6634	595 4285				•	•	
595 4247	**Dome rasp K 18**	14 mm	102 mm		595 4261	519 6634	595 4285					•	•
595 8865	**Dome rasp K 18**		50 mm	3/8 inch	595 4034	519 6610	595 4027			•		•	•
595 8975	**Dome rasp K 36**		50 mm	3/8 inch	595 4034	519 6610	595 4027				•	•	
595 4223	**Dome rasp K 18**	14 mm	76 mm		595 4261	519 6634	595 4285					•	•
595 4326	**Contour wheel**	3/8 inch	65 mm		595 4261	519 6634	595 4285	•	•				
595 4230	**Dome rasp K 36**	14 mm	102 mm		595 4261	519 6634	595 4285				•	•	

Arbour for fixed shaft

Arbour for quick release chuck

Arbour MK 1 for flexible shaft

Buffing stones

- Rotary high speed stones, for removal of damaged steel cord from tyres
- Max. speed 25000 rpm



596 0200
596 0303



596 0190



596 0207



595 2311

Ref. No.	Description	Width	Dia.	Length								
596 0200	**Mushroom stone**		40 mm		fixed shaft 6 mm	519 6672		•	•	•	•	•
596 0303	**Mushroom stone**		25 mm		fixed shaft 6 mm	519 6672		•	•		•	
596 0190	**Conical stone**	20 mm		65 mm	fixed shaft 6 mm	519 6672		•	•		•	
596 0207	**Buffing stone**	38 mm		10 mm	fixed shaft 6 mm	519 6672		•	•		•	
595 2311	**Buffing stone, black**				fixed shaft 6 mm	519 6672						

Limestones

- Limestones for buffing soft rubber grades such as inner liners
- Max. speed 4500 rpm



595 0117



595 0588



595 0595



595 0605



595 2304

Ref. No.	Description	Width	Dia.	Bore Ø								
595 0117	**Limestone, cylindrical**	15 mm	60 mm		595 0100	595 0100 + 519 6672		•	•			
595 0588	**Limestone, cylindrical**	30 mm	90 mm	16 mm	595 0540	595 0540 + 519 6689	595 0540 + 595 0502		•	•		
595 0595	**Limestone, rounded**	30 mm	90 mm	16 mm	595 0540	595 0540 + 595 6689	595 0540 + 595 0502				•	•
595 0605	**Limestone, spherical, M12**		60 mm		595 0557	595 0557 + 519 6689	595 0557 + 595 0526				•	•
595 2304	**Golfball buffing stone**		38 mm		fixed shaft 6 mm	519 6672					•	•

Grinding tools for steel cord preparation

- Rotary high speed stones, for removal of damaged steel cord from tyres
- Max. speed 25000 rpm


595 0650


595 4412


595 0629


595 4405


595 0667


595 4429


595 0681

Ref. No.	Description	Width	Dia.	Length	Bore Ø									
595 0650	**Round mushroom stone, pointed**	10 mm	40 mm			fixed shaft 6 mm	519 6672		•	•	•	•	•
595 4412	**Round mushroom stone, pointed**	6 mm	32 mm			fixed shaft 6 mm	519 6672						
595 0629	**Cone stone**		20 mm	65 mm		fixed shaft 6 mm	519 6672		•	•		•	
595 4405	**Pencil stone**		8 mm	25 mm		fixed shaft 6 mm	519 6672		•	•		•	
595 0667	**Grinding disc, cylindrical**	7 mm	76 mm		16 mm	595 0674	595 0674 + 519 6689	595 0674 + 595 4278	•	•		•	
595 4429	**Cone stone**		10 mm	18 mm		fixed shaft 6 mm	519 6672						
595 0681	**Ball stone, spherical**		20 mm			fixed shaft 6 mm	519 6672						

Arbour for fixed shaft

Arbour for quick release chuck

Arbour MK 1 for flexible shaft

Rotary wire brushes

- For the careful treatment of rubber steel cord
- Max. speed 2800 rpm



595 4522



595 4168



595 4175



595 0722



595 0076



595 0564



595 0571



595 0083

Ref. No.	Description	Width	Bore Ø	Dia.									
595 4522	Rotary brush, cylindrical, plastic embedded	7 mm	3/8 inch	50 mm	595 4034	519 6627		•			•		
595 4168	Rotary brush, cylindrical, plastic embedded	8 mm	14 mm	76 mm	595 4261	519 6634	595 4285				•		•
595 4175	Rotary brush, contour embedded in plastic	20 mm	14 mm	76 mm	595 0533	519 6665	595 4285			•		•	
595 0722	Rotary brush, cylindrical, brass-coated steel wire	8 mm		55 mm	fixed shaft 6 mm	519 6672		•	•	•	•	•	•
595 0076	Rotary brush, steel wire	20 mm		60 mm	fixed shaft 6 mm	519 6672		•	•	•	•	•	•
595 0564	Rotary brush, cylindrical	25 mm	16 mm	100 mm	595 0540	519 6689	595 0502			•		•	
595 0571	Rotary brush, cylindrical	20 mm	16 mm	80 mm	595 0540	519 6689	595 0502			•		•	
595 0083	Twisted wire wheel	mm		75 mm	fixed shaft 6 mm	519 6672			•		•		

Finish buffer ES

• ES buffing bands can be mounted or removed by turning them slightly to the right



595 5507



595 4106



596 0121

Ref. No.	Description	Height	Speed	Dia.					
595 5507	**ES 45 finish buffer kit K 60** **Scope of delivery:** • 1 Buffing sleeve • 5 Buffing bands	30 mm	max. 2800 rpm	45 mm	fixed shaft 6 mm	519 6672	•	•	
595 4106	**Spiraband**	30 mm		45 mm	30 mm	30 mm			
596 0121	**Flap wheel**	25 mm		60 mm	fixed shaft 6 mm				

Buffing and grinding wheels

• Used for buffing excess rubber and joints
• When ordering, specify bore, diameter and keyway size preciseley



595 7938



519 6414

Ref. No.	Description	Width	Bore Ø	Dia.						
595 7938	**Buffing wheel K 60**	25 mm	14 mm	50 mm	519 6634		595 4261	•	•	
519 6414	**Buffing wheel K 18, canted contour** **For use with:** • Buffing machines e.g. RM 56	30 mm	18 mm	130 mm					•	

Arbour for fixed shaft

Arbour for quick release chuck

Arbour MK 1 for flexible shaft

Jacob chuck type arbours

• For secure mounting of buffing tools on driving machine


595 0100


595 4034


595 4302


595 0533


595 0540


595 0557


595 4261


595 0674

Ref. No.	Description	Shaft dia.
595 0100	**Arbour** **For use with:** • Limestone, cylindrical (595 0117)	6 mm
595 4034	**Arbour** **For use with:** • Buffing tools with 3/8" thread, 3/8" bore	8 mm
595 4302	**Arbour** **For use with:** • Rotary gouge (595 4292)	8 mm
595 0533	**Arbour** **For use with:** • Wire brush (595 4175) • Dome rasp with POLYPLUG 76 mm (595 4656)	8 mm
595 0540	**Arbour** **For use with:** • Wire brush (595 0571) • Wire brush (595 0564) • Limestone (595 0588) • Limestone (595 0595)	8 mm
595 0557	**Arbour** **For use with:** • Ball rasp (595 0605)	8 mm
595 4261	**Arbour** **For use with:** • Buffing tools with 14 mm bore and max. 4 mm attachment	8 mm
595 0674	**Arbour** **For use with:** • Cylindric grinding discs	

Arbours – adapters for quick release chuck type

• For the secure fastening of buffing tools in the quick coupling



519 6603



519 6782
519 6799



519 6672



519 6689



519 6593



519 6610



519 6627



519 6634



519 6641



519 6665

Ref. No.	Description
519 6603	**Quick release action chuck QC, 3/8" - 24** **For use with:** • Arbour NV 11 (595 4010)
519 6782	**Arbour NV 11** **For use with:** • All tools with 3 mm shaft
519 6799	**Arbour NV 11** **For use with:** • All tools with 5 mm shaft
519 6672	**Arbour NV 11** **For use with:** • All tools with 6 mm shaft
519 6689	**Arbour NV 11** **For use with:** • All tools with 8 mm shaft
519 6593	**Arbour NV 11** **For use with:** • All tools with 10 mm shaft
519 6610	**Arbour NV 11, 3/8" - 24** **For use with:** • Buffing wheel 13 mm height, Ø 50 mm, and contour discs
519 6627	**Arbour NV 11, 3/8" - 24, 21 mm thread length** **For use with:** • Gouge Ø 30 mm, buffing wheel Ø 50 x 3 mm
519 6634	**Arbour NV 11, M 14, 11 mm thread length** **For use with:** • Contour discs and buffing wheels with Ø 76 mm + Ø 102 mm
519 6641	**Arbour NV 11, R5/R6, 16 mm retainer** **For use with:** • Buffing rasp R5 (519 6139) • Buffing rasp R6 (519 6249)
519 6665	**Arbour NV 11, M 14, 16 mm attachment** **For use with:** • Wire brush (595 4175) • Buffing wheel with PU insert (595 4656)

Arbour for fixed shaft

Arbour for quick release chuck

Arbour MK 1 for flexible shaft

Flex drive arbours MK 1

• For secure mounting of buffing tools to flexible shafts



595 0519



595 4278



595 0526



595 4285



595 4010

Ref. No.	Description	Thread
595 0519	**Arbour MK 1 collet chuck type** **For use with:** • All tools with 6 mm shaft	
595 4278	**Arbour MK 1 collet chuck type** **For use with:** • All tools with 8 mm shaft	
595 0526	**Arbour MK 1** **For use with:** • Ball rasp (595 0605)	M12
595 4285	**Arbour MK 1** **For use with:** • All tools with 14 mm bore	M14
595 4010	**Arbour MK 1** **For use with:** • Quick coupling	

Marking

Tyre marking, electric

• For branding of tyres
• Special characters such as &, %, etc. available upon request



519 6001



595 6104

	519 6001
Size	70 x 35 L x W mm
Electric power/connection	230/300 V/W
Type size	12 mm

Ref. No.	Description
519 6001	**Branding iron, one line**
595 6104	**Branding iron element**

Accessories – Tyre marking



Letters and numbers (for tyre marking)

Ref. No.	Description	Content
595 6032	Complete set (letters A - Z)	26
595 6025	Complete set (numbers 0 - 9)	10
558 7195	Letter A	
558 7205	Letter B	
558 7212	Letter C	
558 7229	Letter D	
558 7236	Letter E	
558 7243	Letter F	
558 7250	Letter G	
558 7267	Letter H	
558 7274	Letter I	
558 7281	Letter J	
558 7298	Letter K	
558 7315	Letter L	
558 7322	Letter M	
558 7339	Letter N	
558 7346	Letter O	
558 7353	Letter P	
558 7360	Letter Q	

Ref. No.	Description	Content
558 7377	Letter R	
558 7384	Letter S	
558 7391	Letter T	
558 7401	Letter U	
558 7418	Letter V	
558 7425	Letter W	
558 7432	Letter X	
558 7449	Letter Y	
558 7456	Letter Z	
558 7463	Number 1	
558 7470	Number 2	
558 7487	Number 3	
558 7494	Number 4	
558 7504	Number 5	
558 7511	Number 6	
558 7528	Number 7	
558 7535	Number 8	
558 7542	Number 9	
558 7559	Number 0	
595 6087	Branding iron blanks	

Part worn stamp and labels

Ref. No.	Description
871 0042	Part worn stamp
311 0168	Part worn labels - 63



871 0042



311 0168

B

Hand tools

Cutting tools

• For the preparation of damages on tyres of every type


595 0801


595 2074


595 2012


595 4539


595 2088


595 2057


595 4546


595 2287


517 6221

Ref. No.	Description	Length
595 0801	**Side cutter for steelcord** • Toggle joint reduces expenditure of force • With opening spring • Plastic coated handle	
595 2074	**Skiving knife, 5"** • Chromium-plated blade • Black, plastic handle with ergonomic non-slip grip	125 mm
595 2012	**Don Carlos knife, 8", with retractable blade**	210 mm
595 4539	**Knife, 4", straight, pointed tapered**	100 mm
595 2088	**Knife, 4", straight - Economy, pointed tapered**	100 mm
595 2057	**Skiving knife, "**	100 mm
595 4546	**Knife - flexible**	100 mm
595 2287	**Scissors, 8", industrial quality**	200 mm
517 6221	**Hot knife - 8”**	200 mm

Rubber knives


595 2067


595 2050

• Chromium-plated blade
• Black handle with ergonomic grip

Ref. No.	Description	Length
595 2067	**Rubber knife, 6"**	145 mm
595 2050	**Rubber knife, 8"**	200 mm

Whetstones


714 2019

• For sharpening of knife blades

Ref. No.	Description	Length
714 2019	**Whetstone**	230 mm

Stitchers

• For smooth application of repair patches or rubber



595 1020



596 1027



595 1044



596 1058



595 1123

Ref. No.	Description	Width	Dia.
595 1020	**Stitcher, corrugated**	2 mm	25 mm
596 1027	**Stitcher standard, corrugated**	4 mm	35 mm
595 1044	**Stitcher, with ball bearing, corrugated**	4 mm	35 mm
596 1058	**Plastic stitcher, corrugated**	4 mm	30 mm
595 1123	**Stitcher, with ball bearing, plain surface**	12 mm	35 mm



595 1147



595 1154

Needle stitchers

• For perforating cushion gum

Ref. No.	Description	Width	Dia.
595 1147	**Needle stitcher**	27 mm	50 mm
595 1154	**Needle stitcher**	46 mm	50 mm

Pincers

• For the easy removal of foreign objects from tyres
• For heaviest duty

• Specially favoured by craftsmen due to precision workmanship

• Extreme wear resistance and good balance



836 8153



836 8160

Ref. No.	Description	Length
836 8153	**Pincers**	175 mm
836 8160	**Pincers**	210 mm

Tools for tyre repair

Tyre scrapers



595 8126



595 4515

- For the thorough cleaning of damaged surfaces, and tyre liners in conjunction with LIQUID BUFFER

Ref. No.	Description
595 8126	**Spatula** • 60mm
595 4515	**Tyre scraper** • Especially suitable for profiled inner liners

Cleaning brushes



595 4553



824 3041



824 3058



595 0069

- For cleaning of buffed surfaces
- Removal of buffing dust in conjunction with a vacuum cleaner

Ref. No.	Description
595 4553	**Brass-bristled brush** • For gentle cleaning of the buffed area
824 3041	**Brush wire 5 Row** • Multi purpose wire brush. Can be used for cleaning rims
824 3058	**Wire scratch brush** •
595 0069	**Steel-bristled brush, adjustable** • Hardness of bristles selectable

Tyre probes



836 5606



836 5620

- For verifying damages, course of injuries and removing small foreign objects from the tread

Ref. No.	Description	Length
836 5606	**Tyre Prodder Straight**	140 mm
836 5620	**Tyre Prodder Bent**	140 mm
836 5592	**Tyre Prodder Straight (EURO)**	
836 5599	**Tyre Prodder Bent (EURO)**	



836 5592



836 5599

Measuring

Measuring tools

• Accurate measurement of various values on tyre assessment



519 1653



211 5522



211 5567



211 5529



211 5302



211 6715



211 5845



870 2403

RT-10



Ref. No.	Description	Measuring range	Weight
519 1653	**Tread depth gauge car, precision ground and lacquered** • With logo: REMA TIP TOP • Material: brass	0 - 30 mm	41 g
211 5522	**Tread Depth Gauge PCL 1.6mm - TDG16C01 VOSA Approved**	1 - 26 mm	
211 5567	**Tread Depth Gauge 1.6mm New TDG1E91** • This unique tread depth gauge is calibrated to measure the usable tread depth after taking into consideration the minimum legal limit of 1.6mm. A simple and effective tool to assist customers in making the right decision! • Easy to read, it provides accurate measurement of tread 1-26mm and has a handy pocket clip.	1 - 26 mm	
211 5529	**Tread Depth Gauge Pocket GA-190**	0 - 25 mm	
211 5302	**Tread Depth and pressure gauge - Digital** • This 3-in-1 Digital Tyre Pressure and Tread Depth Gauge with light is self-calibrating and features a 90 second auto power off. Easy to use, it displays an illegal tyre tread depth warning. The stylish blue light is ideal for working in the dark.		
211 6715	**Tread Depth Gauge Digital DTDG1D04**	0 - 25 mm	
211 5845	**Tread Depth Gauge OTR**	7 - 152 mm	
870 2403	**Tread Depth Gauge EM**	0 - 150 mm	
RT-10	**Tread Depth Gauge, Dial type**	0 - 10 mm	



595 8528

Ref. No.	Description	Measuring range
595 8528	**Shore hardness tester Shore A** • Is used for testing the hardness of plastics and rubber in Shore A (soft rubber, elastomers, natural rubber, or soft PVC) • Fast and simple measurement • Provided with an antiglare scale • A handy carrying case protects the meter against dust and damage	0 - 100 mm

REMA TIP TOP Extruders

- For quick filling when repairing or retreading light truck, truck, agricultural and EM tyres
- Can be used for cushion gum and tread stock qualities
- Please observe the information on the average rubber throughput (in kilogrammes per hour)

REMA TIP TOP Extruder NORMAL



517 7505

	517 7505
Electric power/ connection	230/550 V/W
Rubber throughput	18 kg/h
Operating pressure	5 - 8 bar
Weight	3.8 kg
Temperature range	0 - 120 °C

Ref. No.	Description
517 7505	REMA TIP TOP Extruder NORMAL, pneumatic

REMA TIP TOP Extruder GIANT



517 7512

	517 7512
Electric power/connection	230/550 V/W
Rubber throughput	24 kg/h
Operating pressure	5 - 8 bar
Weight	4.5 kg
Temperature range	0 - 120 °C

Ref. No.	Description
517 7512	REMA TIP TOP Extruder GIANT

REMA TIP TOP Extruder

	517 7608
Electric power/ connection	230/400 V/W
Rubber throughput	6 kg/h
Operating pressure	5 - 8 bar
Temperature range	0 - 120 °C
Weight	



517 7608

Ref. No.	Description
517 7608	**REMA TIP TOP Extruder NAILHOLE, pneumatic**

Accessories – REMA TIP TOP extruders

- REMA TIP TOP offers you a wide range of practical accessories for optimum use of your extruders



517 3619



517 4883



517 3767

Ref. No.	Description	Electric power/ connection	Temperature range
517 3619	**Heating cartridge/element** • We recommend using heat conducting paste in order to install the electric heating element **For use with:** • REMA TIP TOP extruder NORMAL (517 7505) • REMA TIP TOP extruder GIANT (517 7512) • REMA TIP TOP extruder NAILHOLE (517 7608)	230/350 V/W	
517 4883	**Thermostat, adjustable** **For use with:** • REMA TIP TOP extruder NORMAL (517 7505) • REMA TIP TOP extruder GIANT (517 7512) • REMA TIP TOP extruder ELEKTRO (517 7529)		0 - 120 °C
517 3767	**Balancer** • Adjustable from six to eight kilogramme • Tension jack with clipper **For use with:** • REMA TIP TOP extruder NORMAL (517 7505) • REMA TIP TOP extruder GIANT (517 7512) • REMA TIP TOP extruder ELEKTRO (517 7529)		

Accessories – REMA TIP TOP extruders - continued

Ref. No.	Description	Size
	Accessories:	
517 4869	**Extruder worm** **For use with:** • REMA TIP TOP extruder GIANT (517 7512)	202 x 18 L x W mm
517 3853	**Extruder worm** **For use with:** • REMA TIP TOP extruder NORMAL (517 7505)	158 x 15 L x W mm



519 7028

Vacuum cleaner for dust/water

• For removal of dust and water from the tyre

Ref. No.	Description	Intake volume	Length		
519 7028	**Vacuum cleaner for dust/water, pneumatic**			•	•

Special tools for tyre handling/regrooving/buffing motors

Regrooving ..... 62 – 65
Buffing Motors ..... 66 – 67
Mounting Tools & Equipment ..... 68 – 71
Lighting ..... 72 – 73
Wheel Repair 74
Workshop equipment 75
Tyre spreaders ..... 76 – 77
Bead breakers and pumps ..... 78 – 83
Wheel removal ..... 84 – 86
Bead Seating Tools ..... 86 – 87
Sealing rings and
Pump rings for cars, trucks ..... 88 – 90
Tyre safety cages and bags ..... 90 – 92

C

Outstanding products



Rubber Cut 400 **Page 62**



Bead Bazooka™ **Page 86**



Maxi bead breaker **Page 82**

Regrooving

RUBBER CUT 400

- Ergonomic design of the handle makes working easier
- 8-step temperature switch on main transformer for different cutting speeds
- Automatic overheating cutout according to DIN 30600
- Insulated cutting head
- Allows fast and accurate regrooving of the tread
- Greater freedom of movement and easy guiding thanks to separation of handle and transformer
- Cutting width with FIX regrooving blades 3 - 28 mm
- Prepared for wall mounting
- Lockable carrying handle
- GS-tested, meets recognized safety standards



564 1127

Ref. No.	Description	Voltage
564 1127	**RUBBER CUT 400, 240 V** **Scope of delivery:** • 1 User's manual	240 V

Cutting blade for RUBBER CUT and TYRE CUTTER

- Improved cutting performance and materials
- Long service life
- R Fix = round blade
- W Fix = angle blade





564 2889

Ref. No.	Description	Cutting width	Cutting depth	Content
564 2700	**R Fix 1**	3 - 4 mm	max. 7 mm	20
564 2810	**R Fix 2**	5 - 6 mm	max. 8 mm	20
564 2827	**R Fix 3**	6 - 8 mm	max. 10 mm	20
564 2834	**R Fix 4**	9 - 10 mm	max. 14 mm	20
564 2748	**R Fix 5**	10 - 14 mm	max. 16 mm	20
564 2858	**W Fix 1**	3 - 4 mm	max. 7 mm	20
564 2865	**W Fix 2**	5 - 6 mm	max. 8 mm	20
564 2872	**W Fix 3**	6 - 8 mm	max. 10 mm	20
564 2889	**W Fix 4**	9 - 10 mm	max. 14 mm	20
564 2896	**W Fix 5**	10 - 14 mm	max. 16 mm	20
564 2906	**W Fix 6**	22 - 28 mm	max. 16 mm	10

RUBBER CUT RC400 - Spare Parts



564 0946



564 0953



564 4179



564 0915



564 0922



564 0939



564 1017



564 1024

Ref. No.	Description	Length
564 0946	RC 400 cutting head, complete	
564 0953	RC 400 blade holder set	
564 4179	RC 400 allen wrench	
564 0939	RC 400 cable for cutting head	2.5 m
564 0915	RC 400 handle plate set	
564 0922	RC 400 transformer housing, with bottom plate	
564 0984	RC 400 Turning Knob SE04	
564 0991	RC 400 Micro Switch SE30	
564 1000	RC 400 Min/Max Switch SE48	
564 1017	RC 400 Blade Clamp Jaw Left SE34	
564 1024	RC 400 Blade Clamp Jaw Right SE35	
564 4155	Hex allen screws (2)	

RILLFIT 4 - spare parts

Ref. No.	Description	Voltage
564 4014	Rillfit 4 handle plate set (com)	230 V
564 4045	Rillfit 4 connection cable R4	
564 4069	Rillfit 4 multi-switch unit	
564 4021	Rillfit 4 transformer casing (com)	
564 4148	Rillfit 4 blade holder set	



Illustration only

Special tools for tyre handling/ regrooving/buffing motors



564 2229



564 4007



564 4052



564 0077

RILLFIT 6

- Hi-tech toroidal power transformer with thermoswitch for safe and powerful non-stop cutting
- Super flexible connection-cable,ergonomic and most operater friendly
- Ergonomic handgrip
- More water resistant transformer casing and high standard temperature preset-switch.
- Additional blade adjustment pattern
- Compatible with existing RILLCUT blades
- TÜV & CE certificated

Ref. No.	Description	Voltage
564 2212	**Rillfit 6 Heat Regroover 110volt** **Scope of delivery:** • 1 User's manual	110 V
564 2229	**Rillfit 6 Heat Regroover 240volt** **Scope of delivery:** • 1 User's manual	240 V
564 4007	**Rillfit 6 Handle Plate Set Complete**	
564 4052	**Rillfit 6 Connection Cable**	
564 4148	**Rillfit 6 Blade Holder Set**	
564 0077	**Rillfit 6 Blade head complete**	

Cutting blade for RILLFIT 4 and RILLFIT 6

- Improved cutting performance and materials
- Long service life
- R Fix = round blade
- W Fix = angle blade



Ref. No.	Description	Cutting width	Cutting depth	Content
564 0000	**Rillcut Blade R1**	3 - 4 mm	max. 7 mm	20
564 0007	**Rillcut Blade R2**	5 - 6 mm	max. 8 mm	20
564 0014	**Rillcut Blade R3**	6 - 8 mm	max. 10 mm	20
564 0021	**Rillcut Blade R4**	9 - 10 mm	max. 14 mm	20
564 0028	**Rillcut Blade R5**	10 - 14 mm	max. 16 mm	20
564 0035	**Rillcut Blade W1**	3 - 4 mm	max. 7 mm	20
564 0042	**Rillcut Blade W2**	5 - 6 mm	max. 8 mm	20
564 0049	**Rillcut Blade W3**	6 - 8 mm	max. 10 mm	20
564 0056	**Rillcut Blade W4**	9 - 10 mm	max. 14 mm	20
564 0063	**Rillcut Blade W5**	10 - 14 mm	max. 16 mm	20
564 0070	**Rillcut Blade W6**	22 - 28 mm	max. 16 mm	10



564 1155

Regroover Blade Depth Gauge

Ref. No.	Description
564 1155	**Regroover Blade Depth Gauge** • A simple device for setting the correct cutting depth for regrooving blades. Shown in the Michelin Regroove Brochure for Michelin truck tyres.

RUBBER CUT STATION

- Tool stand and gauge for easy regrooving of truck tyres 17.5" - 24.5"
- Tyres can be regrooved on or off their rims
- Efficient working and loading/unloading of the tyres
- Low space requirement, secure holding of tyres
- Integrated setting gauge
- One roller is equipped with a brake preventing accidental tyre rotation
- Equipped with two castors for moving around workshop
- Rubber Cut tool not included in standard shipment

	518 3719
Tyre width	max. 500 mm
Size	1100 x 1100 x 1150 L x W x H mm
Weight	approx. 40 kg

Ref. No.	Description
518 3719	**RUBBER CUT STATION ECO** **Scope of delivery:** • 1 Base plate with castors • 2 Fixed bars • 2 Adjustable bars • 1 Frame with trays • 2 Gauges for setting the cutting depth • 1 User's manual



518 3719

C

INVERTER and cables

- Inverters convert the energy stored in one or more batteries into a consistant 230 V or 110 V AC voltage. Unlike generators there is no noise, no fuel requirement making them ideal for use in confined areas. Inverters are an ideal power source for Rubbercut Regroovers, work lights and power tools. In order to determine the model required you should check the output of an appliance (Watts), then correlate this to an Inverter capable of giving you the equivelent or more continuous power output.



870 5118

Ref. No.	Description	Voltage
870 5118	**Inverter 500W**	12 V - 110 V
870 5125	**Inverter 500W**	12 V - 240 V
870 5132	**Inverter 1000W**	12 V - 240 V
870 5147	**Inverter Cable 2m**	110 V
870 5154	**Inverter Cable 15m**	110 V
870 5167	**Inverter Cable 25m**	110 V



870 5147
870 5154
870 5167

Buffing Motors



595 1264



595 1355



595 0485



595 0409



595 0492



595 0416



595 0911

Special buffing motors

- High-quality motors for driving shafts – long-term tried and tested
- Modern, user-oriented motor technology for long life and improved safety
- High torque
- Safety switch on the shaft hand piece
- Motor brake prevents after-running of the tool – providing improved safety at work
- Optional adapters for different shafts available
- With suspension which can be integrated into existing carrying/rail systems

	595 1264	595 1271	595 1355
Rotating speed	1400 rpm	2800 rpm	0-3000 rpm
Voltage	220/240 V	220/240 V	220/240 V
Power	1.1/1.5 kW/HP	1.1/1.5 kW/HP	0.75 kW/HP
Shaft	W 15	W 15	W 15

Ref. No.	Description	Length
595 1264	**Buffing motor, low-speed** **Scope of delivery:** • 595 1305 1 Safety switch for shaft hand piece	
595 1271	**Buffing motor, high-speed** **Scope of delivery:** • 595 1305 1 Safety switch for shaft hand piece	
595 1355	**Buffing motor VARIO Power 3000**	
	Accessories:	
595 0485	**Flexible shaft W 12, rubber cover**	approx. 2000 mm
595 0409	**Flexible shaft W 12, metal cover**	approx. 2000 mm
595 0492	**Flexible shaft W 15, rubber cover**	approx. 2000 mm
595 0416	**Flexible shaft W 15, metal cover**	approx. 2000 mm
595 0399	**Spare inner shaft** **For use with:** • Flexible shaft W 12	
595 0430	**Spare inner shaft** **For use with:** • Flexible shaft W 15 (595 0492) • Flexible shaft W 15 (595 0416)	
595 0911	**Spare rubber cover** **For use with:** • Flexible shaft W 12 (595 0485)	
595 0928	**Spare rubber cover** **For use with:** • Flexible shaft W 15 (595 0416) • Flexible shaft W 15 (595 0492)	
595 0461	**Spare aluminium handpiece for shaft:** • Flexible shaft W 15 (595 0416) • Flexible shaft W 15 (595 0492)	

Ref. No.	Description
595 0928	**Spare rubber cover** **For use with:** • Flexible shaft W 15 (595 0492)
595 0461	**Spare aluminium hand piece** **For use with:** • Flexible shaft W 12 and W 15
595 1374	**Adapter** **For use with:** • Flexible shaft W 15 to shaft connection W 12 (motor) • Buffing motor, Vario Speed (595 1350)
595 1381	**Mobile stand universal** **For use with:** • Buffing motor, low-speed (595 1264) • Buffing motor, high-speed (595 1271) • Buffing motor, two-speed (595 1288) • Buffing motor, Vario Speed (595 1350)
595 1305	**Safety switch** **Scope of delivery:** • 1 Connector **For use with:** • Shaft hand piece



595 1381



595 1305

STUD GUN AS9

• Stud gun for manual oparation. Used for the insertion of sigle-flange studs into car tyres. Used with stud sizes: Ø8, from a length of 10 mm. Needs compressed air 7-8 bar. Weight 1.5 kg.

Ref. No.	Description
585 5652	**Ice Stud Gun AS-9**
811 1159	**Ice Stud No11 (1000)**
811 1166	**Ice Stud No12 (1000)**
811 1173	**Ice Stud No13 (1000)**
811 1180	**Ice Stud No14 (1000)**
811 1197	**Ice Stud No15 (1000)**



585 5652

Mounting tools and equipment

Tyre and mounting levers


870 2300


870 2915


870 2214


870 2166


870 2795


870 2283


870 2324


870 3251
870 3268


870 2331


870 2207


870 2757


870 2197


870 2290

Ref. No.	Description	Dia.	Length
870 2300	Lever Tyre TTL1	3/4”	34”
870 2915	Lever Tyre TTL2	7/8”	30”
870 2214	Lever Tyre TTL3	7/8”	30”
870 2166	Lever Tyre TTL4 Flat	1” x 1/2”	34”
870 2795	Lever Tyre TTL5	7/8”	37”
870 2283	Lever Tyre TTL6	3/4”	39”
870 2324	Lever Tyre TTL32		18”
870 3251	Lever Tyre TTL37		12”
870 3268	Lever Tyre TTL37		18”
870 2331	Lever Tyre TTL38		22.5”
870 2207	Lever Tyre TTL40		19.5”
870 2757	Lever Tyre TTL45		19”
870 2197	Lever Tyre TTL50		23”
870 2290	Lever Tyre TTL55		15.25”

Tyre and mounting levers


870 2807


870 2142


870 2984


870 2393
870 2544
870 2159


870 2317


870 2991

Ref. No.	Description	Dia.	Length
870 2807	**Lever Tyre TTL65**	3/4"	7"
870 2142	**Lever Tyre TTL81A**	3/4"	21.5"
870 2984	**Lever Tyre TTL85**	1" x 1/2"	9"
870 2393	**Lever Tyre TTL88**	7/8"	9"
870 2544	**Lever Tyre TTL90**	3/4"	12"
870 2159	**Lever Tyre TL95**		20"
870 2317	**Lever Tyre TTL100**	7/8"	130"
870 2991	**Lever Tyre TTL105 - Earthmover tyre lever**		38.5"

Tyre changing bar


870 2307


870 2180

Ref. No.	Description	Length
870 2307	**Lever Tyre changing bar - TCB1** • Mount-de-Mount bar ball and claw	41"
870 2180	**Lever Tyre changing bar - TCB2**	20"

Ken-Tool tubeless tyre lever


870 2348

Ref. No.	Description	Length
870 2348	**Lever Tyre Ken-Tool 45A**	37"

Special tools for tyre handling/ regrooving/buffing motors

Tyre levers, wide base, super single rims



519 9071



519 6964



519 6940



519 6971



570 0200

Ref. No.	Description	Length
519 9071	**L tyre lever**	940 mm
519 6964	**M tyre lever**	940 mm
519 6940	**K tyre lever**	970 mm
519 6971	**R tyre lever**	970 mm
BU5974	**Special tyre lever for trucks** **For use with:** • UNIMONT 16.5 - 24.5 EVO • PROMONT B 924/956/957/958	



Tyre and mounting levers

Type 1:
- Double T-profile for high stability
- Chrome-vanadium steel

Ref. No.	Description	Length
840 0406	**Lever Tyre Chrome-V**	150 mm
840 0413	**Lever Tyre Chrome-V**	200 mm
840 0420	**Lever Tyre Chrome-V**	300 mm
840 0437	**Lever Tyre Chrome-V**	400 mm
840 0444	**Lever Tyre Chrome-V**	500 mm
840 0451	**Lever Tyre Chrome-V**	600 mm
840 0482	**Lever Tyre Chrome-V 652 Hazet**	600 mm

Michelin type tyre levers


519 9047


519 9033


519 9040


870 2898


870 2960


519 9026

Ref. No.	Description	Length
519 9047	**Tyre lever HYOCA** **For use with:** • Motorcycle wheels	380 mm
519 9033	**Tyre lever FUSIL** **For use with:** • Car wheels	380 mm
519 9040	**Tyre lever HYUDE** **For use with:** • Low-profile tyres (double x)	990 mm
870 2898	**Tyre lever HALTE** **For use with:** • Tubeless truck tyres	800 mm
870 2960	**Tyre lever FACE** **For use with:** • Tubeless tractor and truck tyres	530 mm
519 9026	**Tyre lever FORCE** **For use with:** • Tubeless tractor and truck tyres	750 mm

Heel Bars

Ref. No.	Description
870 2355	**Lever Bar HB 18 Heel**
870 2953	**Lever Bar HB 16 Heel**


870 2355
870 2953

C

Lighting

LED Lighting

• The right light for every job



595 2799



595 2890



LED28



595 2771

Ref. No.	Description	Electric power/ connection	Lumens	Watt	
595 2799	**DUALBRITE Rechargeable LED inspection Light** • Push up telescopic design • 3 light modes: 30 LED / 5H on 30 LED / 4h on 6 & 30 LED • Anti-slip rubberized housing • Incorporated magnetic base • Shock, water and oil resistant • Battery charging LED indicator		80		• • •
595 2890	**LED Flexi Torch** • Flexible LED torch • complete with 3 button cell batteries • Features On/Off switch • Brilliant white LED • Ideal for automotive workshop, electronics computer				
LED28	**LED28 Cordless 28 LED Rechargeable Inspection Lamp** • Robust housing with bumper ring incorporating 28 super bright LEDs. • Spring loaded gripper and hanging loop for easy positioning. • Rocker switch offers high or low output. • Ideal for use in engine bays, under body inspection and low-light work areas. • Operates for up to seven hours. • Incorporates LED charging indicator.				• • •
595 2771	**High-Luminance 96 LED Hand Light** • 96pcs high-luminance 5mm LED • 3pcs rechargeable AA,1.2V 1800mAH Ni-MH batteries • AC home and 12V DC car chargers • Strong magnet in back and hanging hook on the top • Charging base • Amber or transparent cover for choosing • 3 settings: high bright/low bright/off, elasticity of rubber coating, overcharge resistant, charging indication	AC home and 12V DC car charger			• • •

Lighting



595 3004



61302



BED4801



55949



56612

Ref. No.	Description	Electric power/ connection	Watt			
595 3004	**Tyre inspection lamp, with holder** **For use with:** • Tyre widths from 5.5 to 18"	220 V		•	•	•
61302	**Lamp Inspection Vapour Proof ML25/WP** • 24W/12V	24W/12V	24	•	•	•
BED4801	**Transformer (Single Hand Lamp 12V 36W)**					
55949	**Rechargable lantern** • Weatherproof composite spotlight with swivel handle feature allowing pistol grip or carry handle operation. • Integral foot doubles as carry handle when used in pistol grip mode. • Ø110mm Lens with halogen bulb produces 1-million candlepower of intense light, suitable for a variety of industrial, domestic and leisure applications. • Supplied with sealed 6V 4Ah battery, in-vehicle charger and 230 - 6V battery charger pack.	230 V	8	•	•	•
56612	**Torch Krypton Bulb 6 Volt** • Handy 6V torch with impact-resistant ABS housing and krypton bulb. The krypton bulb is 70% brighter than a conventional bulb making the torch extremely useful in many situations. The torch is water-resistant. Weighs only 896g (without battery).	6 V		•	•	•

Wheel Repair

EASY ROUND Wheel Straightener



- The EASY ROUND wheel straightening device checks for concentricity and possible micro-fractures in the wheel rim; and repairs the inner wheel rim within 11 minutes.
- **Note: 85% of cases of wheel damage occurs to the inner rim. In almost all cases where damage has occurred to the outer rim, the wheel must be scrapped - not repaired!)**
- EASY ROUND is portable and simple to operate; it takes up very little space and can even be mounted on your tyre changer; it requires no external power source (such as air or electricity) and has no over-heads or maintenance costs.
- EASY ROUND is manufactured in Italy, utilising high quality materials, such as Avional and Ergal. EASY ROUND carries a full 1 year guarantee, with an optional 2 year extended-warranty, it is internationally patented and conforms to European safety standards.



	TEMA1
Length	300 mm
Height	370 mm
Depth	300 mm
Weight	23,5 kg
Range of work	Wheels from 13" to 18"(19"-22" with additional tools kit)
Work pressures	0-400 bar

Ref. No.	Description
TEMA1	**EASY ROUND Wheel Straightener** **Scope of delivery:** • Hydraulic stoke : 25,4mm • Cylinder : 9 cm • 4 Adaptors included : 1cm, 2,5cm, 5,0cm, adjustable 8,7cm – 12,5cm • Manual hydraulic foot pump included • Case included
TEMA1A	**Tool kit 19" - 22"** **Scope of delivery:** • Hydraulic stoke : 25,4mm • Case included



Workshop equipment

Tyre transport

- For easy lifting and unloading whole stacks of tyres/wheels
- The pick-up fork which opens and grabs the tyre avoids damaging the rim or bead
- The adapter console is located by the pick-up fork and thus adjusted properly
- Different wheels available (not included in standard shipment)



(Tyres not included)

	518 3520
Stack width	1500 mm
Size	850 x 600 x 1530 L x W x H mm
Weight	17 kg

Ref. No.	Description
518 3520	**Tyre CADDY**
	Accessories:
518 2899	**Solid tyres, 250/60-130** **For use with:** • Tyre CADDY (518 2875)
558 3436	**Replacement springs**
518 2882	**Pneumatic Tyres/Wheels (2)**

Wheel Dolly

Ref. No.	Description
518 4841	**Wheel Dolly** • Wheel dolly – roll, lift, twist, lower • Easy installation and de-installation of truck wheel assemblies • 1 man control • Heavy-duty industrial bearings • 3 positions for rollers depending on size of wheel • Great tool for every service truck • Avoid damage to wheel bolts and expensive modern rims • For all wheels from 6,5 – 22,5 "



518 4841

Ram-rod WHEEL RITER



518 4806

- The wheel-riter allows a user to safely lift a commercial vehicle tyre and wheel of up to 120 Kg into an upright position whilst minimising the risk of injury.
- Simple folding handle and hinged triangular plate enables safe workplace lifting techniques to be employed, thus reducing the risk of operator injury.
- Suitable for all 22.5" wheels – especially'Super-Singles'.
- Operator maintains a safe & comfortable stance outside of the wheel/tyre circumference during all stages of the lift.
- Unique Fulcrum Assembly locates in stud holes to provide maximum lifting force.
- Pivot handle allows full lever action.
- Folds flat for easy storage. (1250 X 255 X 75mm). Weighs 8.8Kg.
- Tough painted finish.

Ref. No.	Description
518 4806	**Ram-rod WHEEL RITER**

Tyre spreaders

- Tyre spreaders for preparing the inspection and repair of truck and car tyres
- High stability and strength
- Easy operation
- Wide spreading range
- Suitable for very stiff beads



595 2988



311 4357



519 8780



519 9222



519 9181

C

Ref. No.	Description		
595 2988	**Tube tensioner** • Holds the tube and provides a smooth base for processing • Spreads car and motorcycle tyres • Can be mounted on work bench	•	•
311 4357	**Tyre Spreader Bench Car** • Single Handled tyre inspection car and van tyres	•	•

Ref. No.	Description	Spreading range	Weight	Operating pressure	Tyre size	Spreading force				
519 8780	**Truck tyre spreader, with clamping mechanism** **Scope of delivery:** • 581 0030 1 Instruction manual	50 - 600 mm	4.4 kg				•	•		
519 9222	**EM tyre spreader, with clamping mechanism** **Scope of delivery:** • 581 0190 1 Instruction manual	100 - 530 mm	9.0 kg						•	•
519 9181	**EM bead spreader, hydraulic** • Hydraulic bead spreader for EM tyres with stiff beads • Pump not included in standard shipment **For use with:** • Hand/foot pump, hydraulic (519 1512) • Foot pump, pneumatic-hydraulic (519 1529), (519 1719)	200 - 1150 mm	42 kg	500 bar	20 - 57 inch	5.5 t			•	



517 0777
(Tyre, lamp and base plate not included)

REP BOY tyre spreader

- Tyre spreader for preparing the inspection and repair of car and motorcycle tyres
- The tyre can be inspected and prepared inside and outside
- Comfortable working height
- The tyre can be turned and inclined into the perfect working position (patented mechanism)
- Integrated tray for tools and materials
- Halogen lamp and base plate not included

Ref. No.	Description	Weight
517 0777	**REP BOY tyre spreader, mechanical**	26 kg
	Accessories:	
517 0784	**Base plate** **For use with:** • REP BOY tyre spreader (517 0777)	14 kg

Special tools for tyre handling/ regrooving/buffing motors

REPMAT tyre spreader

- Tyre spreader for preparing the inspection and repair of car and truck tyres
- Compact, light weight construction
- Operating pressure controlled by hand lever
- The tyre is rolled into position up a detachable ladder
- Comfortable working height



REPMAT (Tyre not included)

Ref. No.	Description	Working height	Overall height	Operating pressure	Weight	Size
518 3506	**REPMAT tyre spreader, pneumatic**	510 mm	700 mm	10 bar	45 kg	800 x 500 W x H mm

Tyre lift spreader

- For preparing the inspection and repair of tractor, truck, EM/OTR and industrial tyres
- For changing tubes and flaps and for similar work
- Extremely low roll-on height (200 mm), spreader cylinder with hand and foot control
- Enough space for the feet to be safe from injury
- Pneumatic system lifts the tyre to the desired working height
- Pneumatically controlled opening of the spreader claws
- Designed for one-man operation

	519 9198
Tyre size	max. 18R22.5 inch
Lifting capacity at 12 bar	approx. 200 kg
Lifting capacity at 15 bar	approx. 300 kg
Lifting height	max. 450 mm
Size	1150 x 780 x 900 mm W x D x H
Weight	160 kg



519 9198

Ref. No.	Description
519 9198	**Tyre lift spreader SUPER**

Tyre Stool

- This heavy duty tyre stool comprises of profiled discs of various diameters for centralising the work piece.
- The legs are fabricated from RHS steel and the unit can be free standing or bolted to the workshop floor.



311 1044

Ref. No.	Description
311 1044	**Tyre Stool**

Tyre Bath

- For identifying the location of punctures or bead leaks in car tyres or inner tubes.



870 3158

Ref. No.	Description
870 3158	**Tyre Bath**

Bead breakers and pumps

Ram-rod ALL-RIM bead breaker



Ram-rod All-rim bead breaker provides an easy, quick, safe and reliable method of breaking the bead on truck tyres, especially EVA wheels.

Based on simple but effective design principles it utilises up to 6 tonnes of pressure to gently break the bead on the most stubborn of tyres in seconds – takes only seconds to fit and operate, has no 'screw down drive' and does not require an air supply.

The 'All-rim' attaches to the wheel using a single-pin fixing plate which provides a stable operating platform and for releasing the bead on the other side of the wheel or for applications where the hub is below the rim level – there is the optional Ram-rod Adaptor Bar.

- Especially suitable for EVA wheel rims.
- Gently breaks the bead on the most stubborn of tyres.
- Simple, safe and reliable.
- Takes only seconds to fit and operate.
- Does not use a 'screw down drive'.
- Does not require an air supply.
- Angled geometry ensures the tyre bead is pushed down parallel to wheel rim wall.
- Sculptured & polished foot plate is kind to tyre walls.
- Single pin fixing gives a stable operating platform.
- Fully portable (only weighs 23Kg)
- Comes with painted & plated finish.
- Comes with FREE 6 tonne Bottle Jack.
- Optional Adaptor Bar for satisfying all wheel configurations.
- Optional Protector Plate with Vulcanised rubber surface to protect alloy wheels.



518 4778

	518 4778
Opening width	mm
Operating pressure	up to 6 tonnes
Weight	23 kg



518 4785

Ref. No.	Description
518 4778	**Bead Breaker Ram Rod All-Rim** • The EVO ALL-RIM bead breaker is an easily de-mountable handheld tool to allow the rapid and safe removal of a truck tyre from its associated wheel rim.
518 4785	**Bead Breaker Ram Rod All-Rim Adaptor Bar** • The adaptor bar enables the user of our AllRim Bead Breaker, or any earlier version of the ram-rod bead breaker, to operate the machine on the reverse side of a truck wheel rim, or if the hub face is not either level with the outer rim edge or proud of the rim edge. The bar bridges across the rear rim face and provides a strong and stable platform to enable operation of the bead breaker even where conventional mounting is compromised.
518 4792	**Bead Breaker Ram Rod All-Rim Protector Plate**
870 4992	**Ram Rod 6 tonne Jack**

Gaither Bead Vice



518 4701



518 4708



518 4722

Ref. No.	Description
518 4701	**Gaither Bead Vice** • Gaither's Bead Vice is a patented product that was designed to accommodate the new EVA wheels that first appeared in Europe several years ago. The trend in Europe, and recently throughout the world, has been to move towards using disc brakes on all large commercial vehicles. • These disc brakes require a special wheel assembly that allows for more cooling and protection for the valve stem. These wheels are referred to as the EVA (external valve assembly) or "Hump" wheels. To protect the valve stem, a "hump" was built just inside the flange of the wheel making it impossible to break the bead loose from the wheel, and therefore dismounting the tyre without the help of the Bead Vice. • The patented Bead Vice quickly and safely breaks the bead free on all new EVA wheels.
518 4708	**Lubricant Super Slick EM** • Simply apply Super Slick'em between the tyre and wheel before deflating. After the tyre is completely deflated, attach the Bead Vice to a stud hole on the wheel, and turn the bolt with a 32mm socket until the base plate forces the tyre down past the hump of the wheel.
518 4722	**BVA3 Bead vice adaptor** • The Bead Vice Adaptor (BV-A3) is available for those wheels that have the hump on both sides, therefore requiring both beads to be pushed down before being dismounted. The Bead Vice Adapter allows the Bead Vice to be used on all sizes of truck tires, including 17.5" and 19.5". It is also required for super singles.

EVA Bead Breaker

• This tool has been developed specifically to displace the tyre bead on EVA, EVH, Actros and other commercial vehicle wheels which have an internal rib. However it may also be used to displace the tyres on all commercial wheels to which it may be correctly fitted by experienced or properly trained tyre fitters.

• The EVA Bead Breaker can be used with an air wrench or hand spanner to give over five tons of force. Even the toughest tyre can be displaced quickly and easily.

Ref. No.	Description
518 4715	**EVA Bead Breaker**



518 4715

Special tools for tyre handling/ regrooving/buffing motors



518 4550

Bead Buster

- Portable Bead Breaker, simple action can be operated by hand or ratchet wrench, suitable for car, Truck, Tractor and agricultural implements. The bead buster has a maximum breaking force of 10 tons.

Ref. No.	Description
518 4550	**Bead Buster (Cheata)**
518 4557	**Bead Buster Handle (Cheata)**



311 1051

Bead Breaking Equipment



311 1037



311 1147



311 1288

Ref. No.	Description
311 1051	**Single Pole Bead Knocker** • Bead breaker with heavy duty, strengthened construction for a longer life. • Overall length Closed: 37" Open: 61"
311 1037	**Commercial Bead Knocker** • Double handled bead breaker with heavy duty, strengthened construction for a longer life. • Overall length Closed: 38" Open: 62".
311 1147	**Hand Bead Breaker BBO Long** • Chisel type bead breaker with plastic grip handle. • Length 20".
311 1288	**Hand Bead Breaker BBO Short** • Chisel type bead breaker with plastic grip handle. • Length 10".

Bead breaking mount and demount tools



875 9346



875 9339

Ref. No.	Description
875 9346	**Bead Wedge** • The Bead Wedge is profiled from high grade steel and is designed to assist in the removal of a tyre from the rim. • It is placed on the bead of the rim whilst using the tyre levers to work around the rim removing the tyre. • The wedge prevents the tyre from slipping back onto the rim in the process.
875 9339	**Bead Keeper - 3rd Hand Rubberhead** • Gaither's Beadkeeper is the original tool for assisting in the mounting process. Being made of drop-forged steel, the Beadkeeper simply locks onto the flange of the wheel and holds the tyre bead in place to eliminate standing on the tyre and/or chasing the bead around the wheel.

OTR/EM bead breaker

Ref. No.	Description
519 1812	**Shuttle 8 Hydraulic Bead Breaker** • An EM (OTR) bead breaker for use on EM rims with pry bar or bead loosening pockets. 8cm approx. bead push moves the toughest tyres. **Scope of delivery:** • Supplied complete with interchangeable "feet" and 2 double ended "wedges" for holding open the gap while repositioning the tool. • This tool requires an air operated hydraulic pump.



519 1812

Pneumatic Bead Breaker

• GTABB-01 Pneumatic Bead Breaker recommended for Agricultural, OTR & most truck tyres. Gaither's new patented bead breaker with air regulator is extremely fast and easy to use without risking bead damage.

• Bead Break comes in hard, sturdy, carrying/storage case. Maximizes floor/storage space for service trucks and tires shops because the GTABB-01 does not require a hydraulic pump. Works on ATV, passenger, light truck, semi and agricultural tires.

Ref. No.	Description
519 3926	**Pneumatic Bead Breaker** • Pneumatic Bead Breaker recommended for Agricultural, OTR & most truck tyres.



519 3926

EM mounting set

• Suitable for demounting and mounting EM tyres, also on the vehicle
• The mounting set is used to press off the rings of multi-piece rims
• For mounting, the breaking cylinder is put against the vehicle frame and the tyre is pressed off the rim by the rear flange ring
• The mounting set can also be used in case of inflation problems
• The flange ring is then pressed against the sealing ring/tyre bead until the tyre is sufficiently pressurized

Ref. No.	Description	Size
519 1581	**EM mounting set, 25" - 38"** • Base frame in wooden box, without pump **Scope of delivery:** • 1 Breaking cylinder • 2 Threaded spindles with claw (440 mm) • 2 Threaded spindles with bracket (400 mm) • 2 Tyre levers, different length • 1 Spanner	1200 x 500 x 220 mm L x W x H



519 1581

Special tools for tyre handling/ regrooving/buffing motors

Bead breakers from AME International

- Powerful bead breakers backed by proven technology
- Safe handling of all units


519 1712


519 1777


519 1763


519 1805


519 1819


519 1826


519 1726


519 1833


519 1840

Ref. No.	Description	Electric power/ connection	Weight	Breaking force	Max. operating pressure	Max. tyre dimension
519 1712	**Combi bead breaker** • Designed for two and three-piece wheels Agricultural wheels **For use with:** • Wheels up to 25"	700 bar	15.5 kg	12 tonne	700 bar	
519 1777	**Combi bead breaker, modified** • Improved claw allows tool to easily clamp onto wheel • Specially designed for three-piece OTR/EM wheels **For use with:** • Wheels up to 25"	700 bar	17 kg		700 bar	
519 1763	**OTR bead breaker** **For use with:** • Five-piece wheels from 25" to 51"	700 bar	14.5 kg		700 bar	
519 1805	**Maxi bead breaker, aluminium** • The MAXI-LEM can be used on the inner and outer beads of earthmover tyres that have 3 piece rims up to 29".		18.5 kg	4536 kg	700 bar	29"
519 1819	**Mini bead breaker, aluminium** • The MINI-LEM can be used on the inner and outer beads of all types of tyres up to 24": trucks, combine harvesters and tractors up to 150 HP.		8.5 kg	2830 kg	700 bar	24"
519 1826	**Micro bead breaker, aluminium** • Detaches inside and outside truck and tractor tyre beads from rims with 2 cm extension with magnet and 4 cm piston stroke.		4.8 kg	2830 kg	700 bar	All types of rims with low edge
519 1705	**Combi Tyre Bead Breaker Kit** • Comes with Combi Bead Breaker (519 1712) • 5 QT Air Hydraulic Pump with Steel Reservoir • Comes with standard 8' Hydraulic Hose with coupler (519 1726).	Breaker Pump	15.5 kg 10.4 kg	11 tonne	700 bar	29"
519 1726	**Hydraulic hose**					
519 1833	**Coupling 3/8" Male High Flow Hose Half**					
519 1840	**Coupling 3/8" Female High Flow Ram Half**					

Pumps from AME International

- Powerful, easy to use EM/OTR pumps
- Universal connection means that only one pump is required for all units



519 1512

	519 1512	519 1719
Operating pressure	700 bar	700 bar
Size	520 mm	
Weight	5.7 kg	10.4 kg

Ref. No.	Description
519 1512	**Hand pump** • An alternative to the pneumatic-hydraulic foot pump • Designed for field use with no air supply – permitting flexible use **For use with:** • All AME bead breakers, bead breaking cylinders and lifting jacks
519 1719	**Foot pump, air-hydraulic** **For use with:** • All AME bead breakers, bead breaking cylinders and lifting jacks



519 1719

Bead Breaking Hydraulic Rams

- Used to break rear beads on 5 piece wheels
- Removable plunger adapter allows the use of a variety of threaded attachments
- A must have for OTR wheel and tyre service.



519 1770



519 1677



519 1622



519 1684

	519 1770	519 1677	519 1622	519 1684
Capacity	10 t	10 t	10 t	10 t
Stroke	2 -1/8" (5.4 cm)	4" (10.5 cm)	6-1/8" (15.57 cm)	8" (20.32 cm)
Retracted height	4-3/4" (12.1 cm)	6-3/4" (17.14 cm)	9-3/4" (24.77 cm)	11-3/4" (29.84 cm)

Ref. No.	Description
519 1770	Bead Breaking Ram
519 1677	Bead Breaking Ram
519 1622	Bead Breaking Ram
519 1684	Bead Breaking Ram

Wheel removal



519 1536

Hydraulic Wheel Remover

Ref. No.	Description
519 1536	**Hydraulic Wheel Remover**



311 1075

Commercial Slide Hammer

Ref. No.	Description
311 1075	**Commercial Slide Hammer** • For removing commercial wheels.



550 7412

Commercial/Truck Wheel Fitting Mat

Ref. No.	Description
550 7412	**Commercial/Truck Wheel Fitting Mat (Rubber) 915mm x 1000mm** • Rubber mat ideal for laying commercial wheels on to prevent rim damage when removing from the vehicle.

Wheel Breaker Kit

- This kit eliminates one of the most dangerous jobs within the tyre service industry
- Wheel removal + (Alloy and light steel wheels are often literally frozen (glued) to the vehicle)

	518 4855
Lifting capacity	10 t
Cylinder movement	900 mm
Weight	18.5 kg



518 4855

Ref. No.	Description
518 4855	**Wheel Breaker Kit - 10 Ton** **Scope of delivery:** • Hydraulic stoke : 25,4mm • Cylinder : 9 cm • 4 Adaptors included : 1cm, 2,5cm, 5,0cm, adjustable 8,7cm – 12,5cm • Manual hydraulic foot pump included • Case included

Hydraulic body repair kits



37874



37875

Ref. No.	Description	Pump unit
37874	**Hydraulic body repair kit** • For use in the garage or bodyshop. Contents: • (A) 5 x Extension Bars 495, 420, 215, 100 and 85mm • (B) Serrated Cap • (C) Hydraulic Spreading Wedge • (D) Rubber Head 60mm diameter • (E) Flat Serrated Base • (F) Ram Toe • (G) Plunger Toe • (H) Cleft Head • (J) "V" Base • (K) Double End Male Snap Connector • (L) 4 Tonne Pump Unit and Hose • (M) Hydraulic Push Ram - length 330mm • Packed in sturdy steel case with styrofoam insert.	4 tonne
37875	**Hydraulic body repair kit** • For use in the garage or bodyshop. Contents: • (A) 4 x Extension Bars 685, 455, 250, and 100mm • (B) Serrated Cap • (C) Hydraulic Spreading Wedge • (D) Rubber Head 80mm diameter • (E) Flat Serrated Base • (F) Ram Toe • (G) Plunger Toe • (H) Cleft Head • (J) "V" Base • (K) Double End Male Snap Connector • (L) 10 Tonne Pump Unit and Hose • (M) Hydraulic Push Ram - length 470mm • Packed in sturdy steel case with styrofoam insert.	10 tonne

Bead Seating Tools

BEAD BAZOOKA - BB06L

- Gaither's revolutionary Bead Bazooka™ combines the unique rapid air release technology and easiest-to-handle tank for seating tubeless tyre beads. Simply fill the tank, aim the redesigned Double Barrel, and FIRE!!
- The instantaneous blast of air from the **6 litre** tank will work on truck (including super singles), passenger, motorcycle, ATV and small AG tires.

Some of its features:

- Most powerful automatic release system available in any bead-seating device
- Smaller tank allows for easier handling in shop and service truck
- Light weight (5,5 kg) reduces stress on the technician
- Push-button trigger allows technician to keep both hands on the tank for more control, making safer than manual release tanks•
- Slotted" Double Barrel directs the air for best overall lift
- Fully CE & ASME certified
- Patent-pending design, patent-pending RAR system and registered trademark



519 3919

Ref. No.	Description
519 3919	**Bead Bazooka™ BB06L**

XL BEAD BAZOOKA - BB9XL

- Gaither's Bead Bazooka combines the unique rapid air release technology and easiest-to-handle tank for seating tubeless tyre beads. Simply fill the tank, aim the redesigned Double Barrel, and FIRE!!

- The instantaneous blast of air from the **9 litre** tank will work on Agricultural tires, truck (including super singles), passenger, motorcycle, ATV and small AG tires.

Why Gaither's Bead BazookaTM (#BB9XL)?

- Most powerful automatic release system available in any bead-seating device
- Smaller tank allows for easier handling in shop and service truck
- Light weight (6.5kg) reduces stress on technician
- Push-button trigger allows technician to keep both hands on the tank for more control, making safer than manual release tanks
- "Slotted" Double Barrel directs the air for best overall lift
- Fully TUV, CE & ASME certified
- Patent-pending design, patent-pending RAR system and registered trademark
- Safety valve set at 10 Bar



519 3933

Ref. No.	Description
519 3933	**Bead Bazooka™ BB9XL**

Truck Tyre Filler, standard

- Correct bead seating is no longer a problem by means of the contact free air blast between tyre and rim. The Truck Tyre Filler can be used to inflate Truck Tyres in both a horizontal or vertical position.
- The tool is light in weight, tank capacity 18 Ltr, 10 bar.

Ref. No.	Description
519 3905	Truck Tyre Filler, standard
519 3612	Ball Valve 1/2"F x 1/2"F
519 3630	Truck Tyre Filler Gauge (Oil Filled)
519 3675	Truck Tyre Filler Gauge
519 3651	Truck Tyre Filler Valve Small
519 3668	Truck Tyre Filler Valve Large
518 4757	Truck Tyre Filler Air Inlet Elbow
518 4771	Truck Tyre Filler Bushing Valve
519 3658	Truck Tyre Filler 8 Bar Relief Valve
518 4764	Truck Tyre Filler 10 Bar Relief Valve
518 4750	Truck Tyre Filler Air Inlet Valve Assy
518 4773	Truck Tyre Filler Double Barrel Nozzle
519 3623	Pressure Gauge Back Fitting, 0-12 bar



519 3905



518 4773



519 3675



519 3651
519 3668

Bead compression tool CLAMP MASTER

	518 7818
Opening width	310 mm
Operating pressure	8-10 bar
Weight	5 kg

Ref. No.	Description
518 7818	**Bead compression tool CLAMP MASTER** • Pneumatic bead compression tool for fitting/removal of balance weights with separate clip without damage to rim and tyre • Adjustable height stopper • Suspension strap for use with ceiling balancer



518 7818

Sealing Rings and Pump rings for cars, trucks

'O' Sealing rings

- For sealing the tyre beads of graders, earth movers and other heavy OTR vehicles with split rims

Ref. No.	Description	Nominal dia.	Dia.	Content
870 2685	'O' ring	17 inch	6.6 mm	1
870 2754	'O' ring, thick	17 inch	9.5 mm	1
870 3048	'O' ring	20 inch	6.6 mm	1
870 3086	'O' ring	24 inch	6.6 mm	1
870 2692	'O' ring, thin	25 inch	6.6 mm	1
870 2702	'O' ring, thick	25 inch	9.5 mm	1
870 3000	'O' ring	29 inch	9.5 mm	1
870 3017	'O' ring	33 inch	9.5 mm	1
870 3031	'O' ring	35 inch	9.5 mm	1
870 3079	'O' ring	39 inch	9.5 mm	1
870 3103	'O' ring	45 inch	9.5 mm	1
870 2740	'O' ring	49 inch	9.5 mm	1
870 3165	'O' ring	51 inch	9.5 mm	1
870 316 5	'O' ring, extra thick	51 inch	12.7 mm	1
870 3172	'O' ring	57 inch	12.7 mm	1

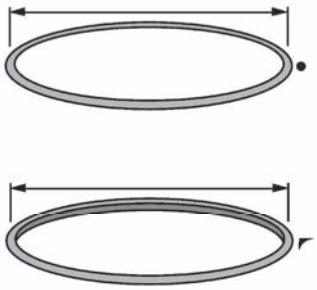

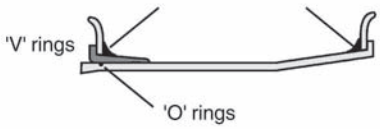

'V' Sealing rings

- Ensure an improved air seal where the tyre bead meets the rim and flange
- Particularly suitable for radial tyres on split rims

Ref. No.	Description	Nominal dia.	Content
870 3055	'V' ring	20 inch	1
870 2970	'V' ring	24 inch	1
870 2812	'V' ring	25 inch	1
870 3024	'V' ring	29 inch	1
870 3062	'V' ring	33 inch	1
870 3093	'V' ring	35 inch	1
870 3196	'V' ring	39 inch	1
870 3185	'V' ring	45 inch	1
870 3237	'V' ring	49 inch	1
870 3244	'V' ring	51 inch	1
870 3275	'V' ring	57 inch	1

Bead Expander

The bead expander is the economical way to seat tough beads. Three easy steps - just lubricate, install and inflate. Durable rubber compound.

Ref. No.	Description	Length
870 3413	Bead Expander 13"	13"
870 3414	Bead Expander 14" & 15"	14" and 15"
870 3416	Bead Expander 16.5" & 17.5"	16.5" and 17.5"
870 3419	Bead Expander 19.5"	19.5"
870 3422	Bead Expander 22.5" & 24.5"	22.5" and 24.5"



870 3413

Pump rings for cars

- REMA TIP TOP pump rings allow all common sizes of tubeless car and truck tyres to be inflated safely and quickly
- They are especially useful for tyres which have been deformed during storage

Please ask for our special sizes, e.g. for agricultural vehicles with extra-wide wheels up to a rim diameter of 54"!

Ref. No.	Description	Size
519 3699	Pump ring	10"
519 3709	Pump ring	12"
519 3716	Pump ring	13"
519 3723	Pump ring	14"
519 3730	Pump ring	15"
519 3747	Pump ring	16"/100 mm



Pump rings for trucks

Ref. No.	Description	Size	
519 3754	Pump ring	17.5"	•
519 3761	Pump ring	19.5"	•
519 3778	Pump ring	22.5"	•
519 3840	Pump ring	24"	•
519 3785	Pump ring	24.5"	•



	Accessories:	
519 3802	Pump Ring Handle Set Complete	
701 3825	Pump Ring Handle	•
519 3819	Pump Ring Handle bolt set	



519 3802

C

Spare parts – Pump rings for cars, trucks



Ref. No.	Description	Size
701 3810	Rubber insert	10"
701 3812	Rubber insert	12"
701 3813	Rubber insert	13"
701 3814	Rubber insert	14"
701 3815	Rubber insert	15"
701 3816	Rubber insert	16"
701 3817	Rubber insert	17.5"
701 3819	Rubber insert	19.5"
701 3822	Rubber insert	22.5"
701 3824	Rubber insert	24.5"

Tyre safety cages and bags

Ram-rod TIRE SAFE Lite



The RAM ROD - TIRE SAFE Lite

The new Lite version of the Ramrod TIRE SAFE will still protect fitters to a very high degree when inflating CV Tyres up to and including Super single Tyres. This stripped down version of the cage has a reduced footprint of 680 x 1250mm so that the use of precious workshop space is kept to a minimum, and the double ended design enables use in either direction, or a roll through technique to be used, when processing tyres.

The all steel, fully weldedlabyrinth side panels will not allow any material through the cage sides, and will, crucially, allow a controlled release of the potentially lethal shock wave which propagates from an exploding tyre sidewall.

Ref. No.	Description	Dimension mm (HxDxW)
TSCL	The RAM ROD - TIRE SAFE Lite	1250 x 1250 x 680

Ram-rod TIRE SAFE

The Award winning RAM ROD - TIRE SAFE

The Award winning Ram-rod TIRE SAFE safety inflation enclosure has been designed to effectively contain the explosive failure of an up to 22.5'' rim commercial vehicle tyre of section width up to 600mm TIRE SAFE will safely contain, and direct harmlessly, the explosive release of pressure that occurs when either a tyre carcass or sidewall suffers catastrophic structural failure, or a rim through damage or fault, no longer retains the tyre bead.

The failure of a rim resulting in bead release is the most demanding test of a safety enclosure, aswell as managing and attenuating the rapidly expanding gasses and resisting the high pressure shockwave resulting from carcass failure, our enclosure will also withstand a high energy impact from an unconstrained wheel rim and tyre carcass.

The TIRE SAFE enclosure will contain and release in a controlled way, the high pressure shock wave produced when tyre failure occurs. The expanding gasses will be directed upwards with no impediment, and will be released from the enclosure sides and back panels via attenuating labyrinth construction details, where multiple changes of direction occur before the expanding gasses can exit the enclosure.

At all times there is no direct path for any unconstrained particles between the exploding tyre and the cage operator.

To enable this very high level of performance, the TIRE SAFE cabinet is manufactured from a high performance structural steel channel section welded to form a labyrinthine section which will effectively manage and contain the controlled release of gas and high pressure shock wave resulting from a tyre failure. The top of the TIRE SAFE is open and un-baffled to direct most of the high speed gas and pressure wave vertically out of harm's way. The enclosure sides and back panel are an all welded construction specially designed to dissipate energy and expanding gasses, and even to withstand the extreme mechanical load of a wheel rim hitting the enclosure internally.

Ram-rod recommend that this high performance enclosure is placed in a position on the workshop floor where one long face is adjacent to a structural wall with enough space left to allow access to visually inspect the enclosure sides weekly to check for any deformation of sections or welds which may have occurred after any explosions contained by the device.





311 1006



NTDA 2011 TAFF AWARDS
INNOVATION AWARD
WINNER

Ref. No.	Description	Dimension mm (HxDxW)
311 1006	**TIRE SAFE -Commercial Safety Cage** • The TIRE SAFE cage allows safe inflation of tyres to full working pressure whilst removing the risk of injury from catastrophic tyre failure by protecting the operator from shock wave or flying debris.	1750 x 1800 x 950
TSP	**TIRE SAFE Pedestal**	

Safety cages continued.



311 1020

Safety Inflation Cage - Portable

Ref. No.	Description
311 1020	**Safety Inflation Cage Portable** • Fabricated from RHS steel structure the Portable Safety Cage provides protection for the operator should an over inflated tyre burst.



311 1027

Static Safety Cage - Mesh Type - 4x4/Light Van

Ref. No.	Description
311 1027	**Static Safety Cage - 4x4/Light Van** • Fabricated from RHS steel structure the Static Safety Cage provides protection for the operator whilst inflating larger tyres in the event of the tyre exploding due to over inflation. • The Static Safety Cage is a necessity in the workshop to comply with Health & Safety Executive legislation. **Size: 36" height x 36" length x 24" width**



311 1138
311 1131

BAG-IT

The Bag-it tyre safety device is a lightweight, compact and totally portable means of protecting tyre operators from the dangers associated with tyres exploding under inflation.

Ref. No.	Description
311 1138	**BAG-IT - Car**
311 1131	**BAG-IT - Truck**

Vulcanising machines and accessories

Thermopress machines ..... 94 – 95

Thermopress addition, accessories and spare parts ..... 96 – 98

Foil 99

Thermopress EM ..... 99 – 104

Equipment for working places 103

Bead vulcanising 104

D

Outstanding products



Thermopress II ECONOMY **Page 95**



Thermopress EM II **Page 101**



Thermopress EM II **Page 103**



Thermopress machines (TP)

Thermopress JUNIOR

- For the economic repair of car tyres
- Most minor injuries in radial and cross-ply tyres can be repaired in a short time
- Repairs small rubber injuries and small tears in the fabric quickly and safely (perforations up to 12 mm in the tread area of T-tyres)
- Low operating temperature of approx. 145 °C (293 °F), therefore no deformation of the tyre
- Automatic current cut-off when using timer unit

	517 3815
Electric power/connection	230/600 V/W

Ref. No.	Description
517 3815	**Thermopress JUNIOR, 230 V** **Scope of delivery:** • 557 2076 2 Heating plates 230 V • 517 7048 1 Timer unit 0 - 120 min • 517 3853 1 Pressure equalising pad 110 x 110 mm • 581 0160 1 User's manual



Thermopress DUPLEX

- For the economic repair of car tyres
- Most minor injuries in radial and cross-ply tyres can be repaired in a short time
- Repairs small rubber injuries and small tears in the fabric quickly and safely (perforations up to 12 mm in the tread area of T-tyres)
- Low operating temperature of approx. 145 °C (293 °F), therefore no deformation of the tyre

	517 7000
Electric power/connection	230/600 V/W

Ref. No.	Description
517 7000	**Thermopress DUPLEX, 230 V** **Scope of delivery:** • 517 7062 2 Heating plates 230 V • 517 7048 1 Timer unit 0 - 120 min • 517 1295 1 U-clamp • 517 2438 1 Pressure equalising pad 180 x 130 mm • 581 1990 1 User's manual

Thermopress TP II

	517 1525
Electric power/connection	230/540 V/W
Operating pressure	

Ref. No.	Description
517 1525	**Thermopress II ECONOMY, 230 V** **Scope of delivery:** • 517 3578 2 Heating plates 230 V • 517 7048 1 Timer unit 0 - 120 min • 517 1295 1 U-clamp • 517 3248 1 Extension for heating plate • 517 1941 1 Set of pressure equalising pads • 517 7172 1 Rubber cover for car tyres • 517 7165 1 Rubber cover for truck tyres • 517 7158 1 Heating plate cover, truck, top • 517 2294 1 Base plate • 581 1560 1 User's manual



517 1525

Support stand – Thermopress

- Easier use of the Thermopress machines
- Support stands can be floor-mounted
- Ergonomic working height

	517 1123
Electric power/connection	6 - 8 bar
Size	
Weight	

Ref. No.	Description
517 1130	**Support stand, floor-mounted** • Support stand for easier working on the tread area of car, van and truck tyres • Includes shelves for storage of small items **For use with:** • Thermopress II ECONOMY (517 1532) • Thermopress II ECONOMY (517 1525) • Thermopress PNEUMATIC (517 3531) • Thermopress TUBE-P (517 8130)
517 1123	**Support stand PNEUMATIC** • Allows easy lifting and lowering of the machine and tyre with a pneumatic system • Two rollers at the base allow tyres to be easily turned into the repair position **For use with:** • Thermopress II ECONOMY (517 1532) • Thermopress II ECONOMY (517 1525) • Thermopress PNEUMATIC (517 3531)



517 1130



517 1123

Thermopress addition, accessories and spare parts

Pressure equalising pads – Thermopress



Pressure equalising pads, large for tractor, truck and small for cars

Ref. No.	Description	Size		
517 2438	**Pressure equalising pad car, small**	180 x 130 L x W mm		•
517 1989	**Pressure equalising pad truck, large**	210 x 150 L x W mm	•	
517 1965	**Pressure equalising pad tractor, rectangular**	260 x 100 L x W mm		•
517 5057	**Pressure equalising pad, size 02**	245 x 295 L x W mm		•
517 5064	**Pressure equalising pad, size 03**	394 x 345 L x W mm		•

Accessories, spare parts – Thermopress



517 3578

Ref. No.	Description	Electric power/ connection					
557 2076	**Spare heating plate JUNIOR, 230 V**	230/350 V/W	•	•	•		
517 7062	**Spare heating plate DUPLEX, 230 V, with casing**	230/300 V/W	•	•	•	•	
517 7086	**Spare heating plate DUPLEX, 230 V, without casing**	230/300 V/W	•	•	•	•	
517 3640	**Spare heating plate Thermopress, without aluminium casing, 230 V** • With vulcanised heating filament, thermo regulator and excess temperature cut-out, cable and safety plug **For use with:** • Thermopress PNEUMATIC (517 3531) • Thermopress II ECONOMY (517 1525)	230/270 V/W	•	•	•	•	•
517 3578	**Spare heating plate Thermopress, with aluminium casing, 230 V** **Scope of delivery:** • 517 3633 1 Heating plate aluminium casing • 517 3640 1 Heating plate bottom part (electric system) **For use with:** • Thermopress II ECONOMY (517 1525) • Thermopress PNEUMATIC (517 3531)	230/270 V/W	•	•	•	•	•
517 357 8	**Spare heating plate Thermopress, with aluminium casing, 110 V** **Scope of delivery:** • 517 3633 1 Heating plate aluminium casing • 517 3640 1 Heating plate bottom part (electric system) **For use with:** • Thermopress II ECONOMY (517 1525) • Thermopress PNEUMATIC (517 3531)	115/270 V/W	•	•	•	•	•

Accessories, spare parts – Thermopress – continued

Ref. No.	Description
517 7048	**Thermopress timer unit, 230 V**
517 2043	**Clamping mechanism, complete** **For use with:** • Thermopress II ECONOMY (517 1525)
517 2460	**Clamping mechanism, set** **For use with:** • Thermopress II ECONOMY (517 1525) **Scope of delivery:** • Lift plate • Stop plate • Replaces 517 2074



517 7048



517 1958



517 7172, 517 7165



517 3255

Ref. No.	Description	Electric power/ connection	Size					
517 1958	**Aluminium heating plate** **For use with:** • Thermopress II ECONOMY (517 1525) • Thermopress PNEUMATIC (517 3531)		210 x 140 L x W mm	•	•	•	•	•
517 7172	**Rubber cover** **For use with:** • Thermopress II ECONOMY lower heating plate (517 1525) • Thermopress PNEUMATIC lower heating plate (517 3531) • Thermopress DUPLEX lower heating plate (517 7000)			•				
517 716 5	**Rubber cover** **For use with:** • Thermopress II ECONOMY (517 1525) • Thermopress PNEUMATIC (517 3531) • Thermopress DUPLEX lower heating plate (517 7000)				•	•	•	•
517 3255	**Rubber pre-heating plate** • Even thicker rubber sheets can be easily applied, if pre-heated • Set to 80 °C (176 °F) **For use with:** • Thermopress MTR RUBBER	230/160 V/W	500 x 200 L x W mm					

Aluminium heating plate profile shapes, ECO & PNEUMATIC

- For further use of the Thermopress vulcanising machines
- For faster repairing and for the repairs which are not covered by the standard equipment
- The heat is distributed evenly due to the high thermal conductivity of aluminium


517 3327


517 3334


517 3365


517 3310


517 3970


517 7158

D

Ref. No.	Description	Size				
517 3327	**Sidewall pressure plate B3** **For use with:** • Sidewall repairs • Trucks, 80-series	130 x 208 L x W mm	•			
517 3334	**Sidewall pressure plate B4** **For use with:** • Low-section tyres and sidewall repairs	approx. 100 x 160 L x W mm		•		
517 3365	**Tread pressure plate** **For use with:** • Tread (inside)	200 x 130 L x W mm	•		•	•
517 3310	**Aluminium heating plate profile shape, flat** **For use with:** • Tread (outside)	225 x 150 L x W mm			•	•
517 3970	**Aluminium contour segment** **For use with:** • Aluminium heating plate profile shape (517 3963) • Truck tyre tread (outside) and shoulder	230 x 150 L x W mm	•			
517 7158	**Heating plate attachment, top**		•	•	•	•

Thermopress-II and TP-Duplex with 160°C heating plate technology as standard from 2013

- Due to the positive customer response received after presenting our new heating plate technology for Thermopress-II units, it has been decided to employ this technology a standard from 2013 on. The increased heating temperature of 160°C on the tyre can save around 50% of the heating time compared to the previously used 125°C if REMA TIP TOP MTR repair rubber patches are used.
- The new heating plate technology is used both in the Thermopress-II unit and in the Thermopress-Duplex export variant. For differentiation purposes, the units have received a new item number (5171526 TP-II-Eco, 5173532 TP-II-Pneumatik, 5177001 TP-Duplex).
- 115V variants are no longer offered since the new heating plates can be locally wired up by an electrician for use on 115 V mains power. **The previous models up to 2012 will only be available until stocks run out.**
- The new heating plate technology can be implemented by simply exchanging the old heating plates on units built up to 2012.
- Every older Thermopress-II unit can be upgraded and thus becomes even more economic for the user. (In use since the REIFEN trade show 2012)
- The new heating plates in the models for 2013 on can be easily recognized through:
- Shaped template housing instead of cast aluminum housing
- Mains power cable red instead of black
- Spring clip system for new contour segments and tapped drilled hole for all segments

Changes to models from 2013

- 2x heating plates 5173570 with 160°C technology
- 1x spring clip 5173571
- 1x connecting pipe 5173572
- 1x "New heating time table" label 5173573

Foil

Heat resistant gliding foil

- This special foil is put between the repair area and the heating plate
- It prevents the repair from sticking to the Thermopress heating plate



Ref. No.	Description	Colour	Size	Content
517 1972	**Heat resistant foil**	yellow	approx. 160 x 75 mm	1000 sheets

Thermopress EM

Type of Thermopress EM used	Tyres Size	Diameter inch	mm	Width inch	mm	Weight lb	kg
Thermopress EM-I (Ref. No. 517 7701)	12.00-24	48.4	1229	13.3	338	298	135
	14.00-24	55.6	1412	14.5	368	444	201
	15.5-25	49.4	1255	15.5	399	189	186
	16.00-25	59.6	1521	17.3	439	705	320
	17.5-25	55.5	1410	17.9	455	280	127
	18.00-25	66.3	1684	20.3	516	972	441
	20.5-25	61.3	1558	22.8	538	402	182
	21.00-25	69.4	1763	23.7	604	636	288
	23.5-25	65.9	1673	24.6	617	612	278
	26.5-25	70.8	1798	27.7	703	843	382
	29.5-25	75	1904	31.7	805	1050	476
	29.5-29	79.6	2023	30.3	770	1182	536
	18.00-33	73.7	1871	19.7	501	861	391
Thermopress EM-II (Ref. No. 517 5002)	26.5-25	70.8	1798	27.7	703	843	382
	29.5-29	79.6	2023	30.3	770	1182	536
	33.25-29	81.7	2074	32.9	835	1720	780
	30.00-33	94.5	2400	33.5	851	1701	774
	33.5-33	88.6	2251	34.2	869	2988	1355
	33.25-35	88.7	2252	34.1	865	1904	864
	37.5-39	102.4	2600	40.2	1021	4614	2093
	24.00-49	100.1	2543	27.3	693	1861	844
	27.00-49	106.3	2700	29.6	752	2420	1098
	30.00-51	115.1	2924	34	864	3039	1378
Thermopress Gigant **For use with EM-II** (Ref. No. 517 5727)	45/65-45	107.5	2730	45	1143	5586	2534
	60/65-39	95.0	2420	42.4	1077	3855	1749
	36.00-51	125.8	3196	39.3	997	5792	2627
	37.00-57	135.5	3442	40.2	1022	6867	3115
	40.00-57	139.8	3552	44.3	1125	7849	3560

The above is a collection of data from most popular tyre-sizes. Please note that weight, width and diameter are approximate values and may vary according to the type and brand being used.

Thermopress EM machines

- Hot vulcanising machine for repairing tread, shoulder or sidewall injuries of radial, cross-ply OTR/EM tyres, with the use of REMA TIP TOP repair patches
- EM-, truck tyre adpters are not included in delivery

	517 7701	517 1510	517 5002
Voltage	230 V	230 V	230 V
Operating pressure	4 - 8 bar	6 bar	max. 160 bar
Pressing power	approx. 3 t		
Curing temperature	approx. 175 °C	approx. 145 °C	approx. 175 °C
Size	2550 x 2110 x 1170/1370 L x W x H mm	2500 x 2100 x 1200 L x W x H mm	2600 x 2500 x 1770 L x W x H mm
Weight	270 kg	185 kg	459 kg



517 7701



517 1501

Ref. No.	Description
517 7701	**Thermopress EM I, pneumatic** • Sturdy construction provides easy maintenance and a long service life • Adaptation to every repair position by a built-in tilting and swivelling mechanism • Electronic temperature controller with display is integrated • Upper parts of frame zinc-plated • Electronic temperature control with digital temperature display for each heating plate • Electronic curing time control, from 0 to 99 hours • Pneumatic pressure system, max. pressing power approx. 3 tons at 8 bar (115 PSI) **Scope of delivery:** • 517 6001 1 Thermopress EM heating plate No. 1 • 517 6025 1 Thermopress EM heating plate No. 2 • 581 1160 1 User's manual • 1 Mobile undercarriage • 1 Energy block/control unit • 1 Complete frame • 2 Pressure plates • Different slip-on contour segments **For use with:** • EM tyres up to size 33.25-35
517 1501	**Thermopress EM I, pneumatic** • Universal application area from car- to agriculture and EM-tyres • Adjustable arms enable a high level of flexibility • Space saving (endwise heating of the tyre) • Suitable for repairing large tyres up to 1050 mm nominal width • Solid construction for a long service life • One-person-handling in combination with mobile shuttle • Pneumatic tilting and hub mechanism

Thermopress EM machines – continued

Ref. No.	Description
517 5002	**Thermopress EM II, electro-hydraulic** • Universal frame adjustment, suitable for the repair of radial and cross-ply tyres up to size 30.00-51 in the basic version • Electronic temperature controller with digital display of actual and desired temperature • Upper parts of frame zinc-plated • Electronic temperature control with digital temperature display for each heating plate • Electronic curing time control, from 0 to 99 hours **Scope of delivery:** • 1 Mobile undercarriage • 1 Energy block/control unit • 1 Complete frame • 3 Pressure plates • 517 6025 1 Thermopress EM heating plate No. 2 • 517 6032 1 Thermopress EM heating plate No. 3 • 581 3190 1 User's manual • Different slip-on contour segments
517 5727	**Thermopress EM accessory GIGANT** **Scope of delivery:** • 1 Frame slip-on adapter • 1 Retaining bolt, dia = 20 mm • 1 Retaining tube 50 x 280 mm • 1 Heating plate support, short, 80 x 435 mm • 1 Heating plate support, medium, 80 x 645 mm • 1 Heating plate support, long, 80 x 1005 mm **For use with:** • Thermopress EM II • EM tyres up to 40.00-57"



517 5002



517 5727

D

Thermopress EM heating pockets



517 6207
517 5033
517 5040

Ref. No.	Description	Size			
517 6207	**Thermopress EM heating pocket size 1** **For use with:** • Thermopress EM I (517 7701) • Thermopress EM II (517 5002)	230 x 230 x 18 mm	•	•	•
517 5033	**Thermopress EM heating pocket size 2** **For use with:** • Thermopress EM I (517 7701) • Thermopress EM II (517 5002)	330 x 330 x 35 mm	•	•	•
517 5040	**Thermopress EM heating pocket size 3** **For use with:** • Thermopress EM II (517 5002) • Thermopress EM III (517 7804)	455 x 430 x 35 mm			•

Thermopress EM heating mats

Note on maintenance:

- The life of the EM heating mat can be considerably prolonged by powdering it with talcum before every use
- We recommend that the EM heating plate and EM heating pocket be exchanged together



517 5215



517 5239



517 5246

Ref. No.	Description	Electric power/ connection	Size			
517 5215	**Thermopress EM heating mat size 1** **For use with:** • Thermopress EM I (517 7701) • Thermopress EM II (517 5002)	350 W	190 x 190 mm	•	•	•
517 5222	**Thermopress EM heating mat size 2** **For use with:** • Thermopress EM I (517 7701) • Thermopress EM II (517 5002)	450 W	265 x 265 mm	•	•	•

Ref. No.	Description	Electric power/ connection	Size	
517 5239	**Thermopress EM heating mat size 3, Black** **For use with:** • Thermopress EM II (517 5002) • Thermopress EM III (517 7804)	800 W	365 x 365 mm	•
517 5246	**Thermopress EM heating mat size 4** **For use with:** • Thermopress EM II (517 5002) • Thermopress EM III (517 7804)	1100 W	450 x 470 mm	•

Thermopress EM - Accessories

Ref. No.	Description
557 8410	**Square wrench SW 17** **For use with:** • Thermopress EM I (517 7701) • Thermopress EM II (517 5002) • Thermopress EM III (517 7804)
557 4012	**Digital timer 24 hours** **Scope of delivery:** • 1 Clock • 1 Base • 1 Terminal cover Y92A-48G • 1 Adapter for front panel installation • 1 Rubber seal **For use with:** • Thermopress EM I (517 7701) • Thermopress EM II (517 5002) • Thermopress EM III (517 7804)

Thermopress EM - Accessories, continued

Ref. No.	Description
557 8238	**Thermopress EM Castors F125**
517 5679	**Thermopress power block assembly**
557 3006	**Pressure Plate No3 EMTP**
557 3972	**Electrical temperature controller** **For use with:** • Thermopress EM I (517 7701) • Thermopress EM II (517 5002) • Thermopress EM III (517 7804)

REMA TIP TOP PROFI workplace

- The ideal workbench for the tyre specialist, which makes it easy to keep things tidy
- Saves wasting time searching for tools
- Includes illumination, zinc-plated work surface, 4 shelves and 2 multiple tool holders, multiple socket with on/off switch

Ref. No.	Description	Size
517 4508	**PROFI Workplace**	1500 x 750 x 2200 W x D x H mm



Material not included

Equipment for working places

Truck tyre working table

- Provides the optimum working conditions for professional truck tyre repair
- For ergonomic positioning of tyres up to 24"
- Table can be tilted and swivelled

Ref. No.	Description
517 1051	**Truck tyre working and positioning table**





517 3554

EM repair stand

- For easy handling of EM tyres during the repair process
- Speeds up the positioning of the tyre in the EM machine and improves safety at work

	517 3554
Tyre size	max. 29.5 - 29 inch
Loading capacity	600 kg
Size	1155 x 1280 x 2000 L x W x H mm
Weight	213 kg

Ref. No.	Description
517 3554	**EM repair stand, with hoisting winch (manual)** • Total access to the tyre • Working height of the tyre is adjusted by specially geared hand crank • The roller bars allow easy rotation to the desired position and eliminate the risk of damage to the bead area • Castors enable convenient movement **For use with:** • Thermopress EM I (517 7701) • Thermopress EM II (517 5002)

Bead vulcanising

Bead vulcanising clamp

- For the repair of rubber damages to the bead of truck, low-section and super-single tyres (18" - 24")
- Mobile application is made easy by the compact and handy design
- The well-arranged control unit allows easy operation
- The Thermopress JUNIOR support stand is recommended for safe handling of the control unit



	517 4170
Operating pressure	3.1 bar
Electric power/connection	230 V
Curing temperature	approx. 140 °C

Ref. No.	Description
517 4170	**Bead vulcanising clamp, universal** **Scope of delivery:** • 517 4180 1 Control unit 230 V • 517 4270 1 Pressure control tube • 517 4230 1 Bead clamp, painted red • 517 4240 1 Pressure mat • 517 4280 1 Heating mat • 517 4220 1 Flat air cushion
517 4240	**Flat Air Bag for Bead Clamp**

Valves, balance weights and TPMS

Valves scooter and motorcycle 106
Snap-in valves car, van ..... 107 – 109
Metal Bolt-in car valves ..... 110 – 111
Tube valves truck, bus 112
Industrial valves 113
Tubeless valves ..... 114 – 122
Valve extensions ..... 123 – 129
Valve cores 129
Valve caps ..... 130 – 131
Valve tools ..... 132 – 134
Valve connectors 135
Tyre inflating connectors 136
TPMS ..... 137 – 143
Balance weights, car ..... 144 – 150
Adhesive weights ..... 150 – 154
Spoke weights, motorcycle 154
Balance weights, truck ..... 153 – 154
EQUAL and XACT Balance ..... 155 – 157
Balance weight tools 158

Outstanding products



Snap-in valve **Page 107**



Balance weight **Page 147**



ATRIUM TPMS for cars **Page 155**

Valves scooter and motorcycle



562 1006



562 1013



562 1020

Metal base tube clamp-in valve

Ref. No.	Description	ETRTO No.	Length	TR No.	Bending angle	Content		
562 1006	Scooter valve	V1-05-1	33.5 mm			1	•	•
562 1013	Motorcycle valve		43 mm	6 eq		1	•	
562 1020	Valve for industrial vehicles		28 mm		90 °	1		

E

Metal valves

• Installation torque 7 - 10 Nm



562 2603



562 2591



562 2720



562 2617



562 2624



562 9820
black



562 9834
black



562 9827



562 9841



562 2631

Ref. No.	Description	Rim hole	Length	TR No.	Colour	Bending angle	Content
562 2603	Metal valve	8.3 mm	33 mm		silver		1
562 2591	Metal valve	8.3 mm	37 mm		silver		1
562 2720	Metal valve	8.3 mm	34 mm	430 eq	silver		1
562 2617	Aluminium valve	8.3 mm			silver	90 °	1
562 2624	Aluminium valve	11.3 mm			silver	90 °	1
562 9820	Aluminium valve	8.3 mm			black	90 °	1
562 9834	Aluminium valve	11.3 mm			black	90 °	1
562 9827	Aluminium valve	8.3 mm			silver	90 °	1
562 9841	Aluminium valve	11.3 mm			silver	90 °	1
562 2631	Metal valve	8.3 mm			silver	straight	1

Tubeless valves scooter, motorcycle

Snap-in valves



562 2713

Ref. No.	Description	Rim hole	Bending angle	Content		
562 2713	Snap-in valve	11.5 mm	90 °	1	•	

Snap-in valves car, van

Snap-in valves



212 2412
212 2429



212 6442



212 6414
212 2443



212 2395



212 6662



212 6428



212 2396



562 2423

Ref. No.	Description	Rim hole	Length	Maximum pressure	ETRTO No.	TR No.	Content
212 2412	**TDX Snap-in valve (Card)** • Metro steel TD wheels	8.3 mm	59 mm	4.5 bar	V2-03-9		50
212 2429	**TDX Snap-in valve (Card)** • Metro steel TD wheels	8.3 mm	59 mm	4.5 bar	V2-03-9		10
212 6442	**Snap-in valve**	11.3 mm	33 mm	4.5 bar	V2-03-6	412	1
212 6414	**Snap-in valve**	11.3 mm	43 mm	4.5 bar	V2-03-1	413	100
212 2443	**Snap-in valve**	11.3 mm	43 mm	4.5 bar	V2-03-1	413	10
212 2395	**Snap-in valve**	11.3 mm	49 mm	4.5 bar	V2-03-2	414	100
212 6662	**Snap-in valve**	16 mm	43 mm	4.5 bar	V2-03-3	415	100
212 6428	**Snap-in valve**	16 mm	43 mm	4.5 bar	V2-03-3	415	10
212 2396	**Snap-in valve**	11.3 mm	61.5 mm	4.5 bar	V2-03-4	418	100
562 2423	**Snap-in valve**	11.3 mm	74 mm	4.5 bar		423	1

Snap-in valves, chromium sleeve and cap



212 2471



212 2544



212 2450



212 2614



212 2537
212 2551
212 2558

Ref. No.	Description	Rim hole	Length	Maximum pressure	TR No.	ETRTO No.	Content
212 2471	Snap-in valve, with chrome sleeve	11.3 mm	33 mm	4.5 bar	412	V2-03-6	1
212 2544	Snap-in valve, with chrome sleeve	11.3 mm	43 mm	4.5 bar	413	V2-03-1	1
212 2450	Snap-in valve, with chrome sleeve	11.3 mm	49 mm	4.5 bar	414	V2-03-2	1
212 2614	Snap-in valve, with chrome sleeve	11.3 mm	61.5 mm	4.5 bar	418	V2-03-4	1
212 2537	Chrome sleeve, snap-in valve				413		100
212 2551	Chrome sleeve, snap-in valve				414		100
212 2558	Chrome sleeve, snap-in valve				418		100

Snap-in valves with metal base



212 2656



212 2663



212 2670
212 2377



212 2683

Ref. No.	Description	Rim hole	Length	Maximum pressure	TR No.	ETRTO No.	Content
212 2656	Snap-in valve	11.3 mm	33 mm	14 bar	412 eq	V2-03-6	1
212 2663	Snap-in valve	11.3 mm	43 mm	14 bar	413 eq	V3-23-1	1
212 2670	Snap-in valve	11.3 mm	49 mm	14 bar	414 eq	V2-03-2	1
212 2377	Snap-in valve (Long)	11.3 mm	49 mm	14 bar	414 eq	V2-03-2	1
212 2683	Snap-in valve	11.3 mm	61.5 mm	14 bar	418 eq	V2-03-4	1

Snap-in valves, CVV

• Patented pressure disc with predetermined breaking point for easy demounting



Ref. No.	Description	Rim hole	Maximum pressure	TR No.	Content
563 2140	**Snap-in valve CVV-40**	11.3 mm	7 bar	413 eq	1
563 2150	**Snap-in valve CVV-47**	11.3 mm	7 bar	414 eq	1
563 2160	**Snap-in valve CVV-60**	11.3 mm	7 bar	418 eq	1

Snap-in valves, Van



212 6421



212 6655



212 2457

Ref. No.	Description	Rim hole	Maximum pressure	TR No.	Content
212 6421	**Valve HP Snap-in Transit**	11.5 mm	5.5 bar	600	1
212 6655	**Valve Van TR600 XHP Snap-in 43.5mm**	11.5 mm	5.5 bar	600	1
212 2457	**Valve Van TR602 XHP Snap-in 62.1mm**	11.5 mm	6.9 bar	602	1

Metal Bolt-in car valves

Metal valves, standard



562 2531



212 6494



562 2658



562 2665



562 2753



562 2689



562 2696



212 6704

Ref. No.	Description	Rim hole	TR No.	Content
562 2531	Metal valve, 38.5 MS	8.3 mm		1
212 6494	Metal valve, 42 MS	11.3 mm		1
562 2658	Metal valve, 42 MS	11.3 mm		1
562 2665	Metal valve, 42 MS	11.3 mm		1
562 2753	Metal valve, 42 MS, with plastic washer	11.3 mm	525	1
562 2689	Metal valve, 40 MS	11.3 mm		1
562 2696	Metal valve, 40 MS	11.3 mm	416 S	1
212 6704	Metal valve, 40 MS	16 mm	416	1

Metal valves, aluminium



562 2760



562 2767



562 2737



562 2796

Ref. No.	Description	Rim hole	TR No.	Content
562 2760	Metal valve, alloy	11.3 mm		1
562 2767	Metal valve, alloy	11.3 mm		1
562 2737	Metal valve, TRX	11.3 mm		1
562 2796	Metal valve, alloy	11.3 mm	523AL	1

Metal valves Opti-Vent

- These valves improve the aesthetic impression and the design of the rim substantially
- The valve is protected by its special construction against pressure loss, sabotage, contamination and tearing off



562 2700

Ref. No.	Description	Rim hole	Content		
562 2700	**OptiVent** **Scope of delivery:** • 4 Valves with screw cap • 2 Spare caps • 1 Removable valve stem inflator	11.3 mm	1	•	•

Clamp in metal valve set

Ref. No.	Description	Content
562 2430	**Metal car valve** **Scope of delivery:** • 4 x Metal valves • 5 x washers for 11.5 mm fitment • 5 x Rubber seals for 11.5 mm fitment • 5 x washers for 16 mm fitment • 5 x Rubber seals for 16 mm fitment	1



562 2430

Einky Valve

- A high-performance "No Show" type chrome plated valve that installs from the outside. A rubber washer and nut are on the inside.

Ref. No.	Description	Valve hole	Length	Content
562 2743	**Clamp-in valve Einky**	6 mm	1 3/4”	1



562 2743

Tank Valve

Ref. No.	Description	Valve hole	Length	Content
563 6352	**Tank valve**	1/8 NPT	23 mm	1



563 6352

E

Tube valves truck, bus

Screw-on valves VG8, Michelin



562 2768



Single bend



Double bend

Ref. No.	Description	Length	ETRTO No.	TR No.	Dia.	Content
562 7392	Screw-on valve, single bend	50 mm	V3-02-5			10
562 7419	Screw-on valve, single bend (increased bend radius)	60 mm	V3-02-19			10
562 7402	Screw-on valve, single bend	75 mm	V3-02-7			10
562 7426	Screw-on valve, single bend	85 mm	V3-02-8	76 eq		10
562 7433	Screw-on valve, single bend	95 mm	V3-02-9	177 eq		10
562 7457	Screw-on valve, single bend	105 mm	V3-02-26	77 eq		10
562 7464	Screw-on valve, single bend	115 mm	V3-02-10	175 eq		10
562 7471	Screw-on valve, single bend	127 mm	V3-02-11	78 eq		10
562 7488	Screw-on valve, single bend	135 mm	V3-02-12	178 eq		10
562 7495	Screw-on valve, single bend	140 mm	V3-02-14	179 eq		10
562 2409	Screw-on valve, double bend	75 mm				10
	Accessories:					
562 2768	Rubber seal		V9-05-1		24 mm	100

Industrial valves

Flange valves, for industrial wheel with air tight ring



562 6559



562 6560



562 6568

Ref. No.	Description	Code	Bending angle	Content
562 6559	Valve Forklift Guiding Flange	R2101-2	120 °	1
562 6560	Valve Forklift Guiding Flange	R2102-2	94 °	1
562 6568	Valve Forklift Plastic Obturator	41703-68		1

Tubeless valves truck, bus

Metal valves, rim hole 9.7 mm

• Installation torque 13 - 15 Nm



212 6753



212 6760



212 6449



212 6456



212 6767



212 6774



212 6606

Ref. No.	Description	Rim hole	ETRTO No.	Bending angle	Content
212 6753	**Metal valve, 41 MS**	9.7 mm	V3-20-1		10
212 6760	**Metal valve, 70 MS**	9.7 mm	V3-20-5	27 °	10
212 6449	**Metal valve, 90 MS**	9.7 mm	V3-22-1	27 °	10
212 6456	**Metal valve, 90 MS**	9.7 mm		27 °	10
212 6767	**Metal valve, 100 MS**	9.7 mm		12 °	10
212 6774	**Metal valve, 119 MS**	9.7 mm	V3-20-8	12 °	10
212 6606	**Metal valve, safety hump/EVA, 58 MS**	9.7 mm	V3-22-1	45 °	10

Metal valves, nickel-plated, for alloy rims, rim hole 11.3 mm



562 2416

Ref. No.	Description	Rim hole	Content
562 2416	**Metal valve, 36 MS** • Installation torque 3 - 5 Nm	11.3 mm	1

Metal valves, nickel-plated, for alloy rims, rim hole 9.7 MS

• Installation torque 9 - 14 Nm


562 2651


212 6329


562 9813


212 6463


212 6315


212 6407


212 6746


212 6669


563 6417


562 2648

Ref. No.	Description	Rim hole	TR No.	ETRTO No.	Inside bending angle	Content
562 2651	**Metal valve, 36 MS**	9.7 mm		V3-20-1		1
212 6329	**Metal valve, 59 MS**	9.7 mm	543 C		135 °	1
562 9813	**Metal valve, 59 MS**	9.7 mm	543 E		105 °	1
212 6463	**Metal valve, 64 MS**	9.7 mm	543 D		120 °	1
212 6315	**Metal valve, 70 MS**	9.7 mm		V3-20-5	153 °	1
212 6407	**Metal valve, 70 MS**	9.7 mm	544 D	V3-20-5		1
212 6746	**Metal valve, 75 MS**	9.7 mm	TR544 D	V3-20-5	120 °	1
212 6669	**Metal valve, 79 MS**	9.7 mm	544			1
563 6417	**Metal valve, VX8721, back nut**	9.7 mm	545			1
562 2648	**Metal valve, 113 MS**	9.7 mm	546-36		144 °	1

Metal valves, nickel-plated, for Alcoa rims, rim hole 9.7 mm

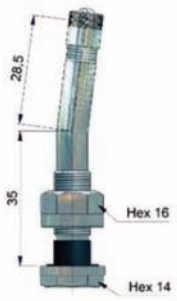

562 2707



562 9806



562 2789

Ref. No.	Description	TR No.	Rim hole	Bending angle	Content
562 2707	**Metal valve, 70 MS** • Installation torque 3 - 5 Nm		9.7 mm	7 °	1
562 9806	**Metal valve, 40 MS**	TR542	9.7 mm	straight	1
562 2789	**Metal valve, 83 MS**		9.7 mm	straight	1

Metal valves, standard, rim hole 16 mm

• Installation torque 4 - 6 Nm



212 6781



212 6788, 212 6795, 563 5047



212 6620

Ref. No.	Description	Rim hole	TR No.	ETRTO No.	Bending angle	Content
212 6781	**Metal valve, 32 MS**	16 mm	575	V3-21-1		1
212 6678	**Metal valve, 42 MS**	16 mm	501	V3-21-2		1
212 6788	**Metal valve, 54 MS**	16 mm	500	V3-21-3		1
212 6795	**Metal valve, 84 MS**	16 mm	570	V3-21-4		1
212 6620	**Metal valve, 52 MS**	16 mm	570C	V3-21-9	90°	1
563 5047	**Metal valve, 99 MS**	16 mm	572	V3-21-6		1

Metal valves, standard, rim hole 16 mm



563 6376



563 6400



562 6609



562 6795



562 6757

Ref. No.	Description	Rim hole	ETRTO No.	Content
563 6376	**Metal valve, V-shape** • Installation torque 25 - 31 Nm	16 mm		1
563 6400	**Metal valve, 35 MSF** • Installation torque 13 - 15 Nm	16 mm	V0-09-3	1
562 6609	**Metal valve, 40 MSF** • Installation torque 25 - 31 Nm	16 mm	V3-12-1	1
562 6795	**Metal valve, 95 MSF** • Installation torque 25 - 31 Nm	16 mm	V3-12-2	1
562 6757	**Metal valve, 140 MSF** • Installation torque 25 - 31 Nm	16 mm		1

Metal valves, standard, rim hole 20.5 mm

• Installation torque 25 - 31 Nm

Ref. No.	Description	Rim hole	ETRTO No.	Content
562 6654	Metal valve, 44 MSF	20.5 mm	V3-15-1	1
562 6946	Metal valve, 65 MSF	20.5 mm	V3-16-1	10
562 694 6	Metal valve, 65 MSF	20.5 mm	V3-16-1	1
562 6953	Metal valve, 115 MSF	20.5 mm	V3-18-1	10
562 6939	Metal valve, 130 MSF	20.5 mm	V3-18-2	1
562 6915	Metal valve, 140 MSF	20.5 mm	V3-19-1	1



562 6654



562 6946



562 6953, 562 6939



562 6915

Tubeless valves tractor

Snap-in valves for air/water filling

Ref. No.	Description	Rim hole	Length	Content
212 6501	Snap-in valve	16 mm	56 mm	1



212 6501

Metal valves for air/water filling



212 6508



212 6515
562 3097



562 3107



212 6711



562 3042

Ref. No.	Description	Rim hole	Length	TR No.	ETRTO No.	Bending angle	Content
562 3028	Metal valve, short	16 mm	42 mm	618 A	V5-01-1		1
212 6508	Metal valve	16 mm	50 mm	618 A	V5-01-1		1
212 6515	Metal valve	16 mm	57 mm	623 A	V5-02-3	65°	1
562 3097	Metal valve	16 mm	75 mm	621 A	V5-02-1	65°	1
562 3107	Metal valve	16 mm	115 mm	622 A	V5-02-2	90°	1
	Accessories:						
212 6711	Core housing CH3						10
562 3042	Core housing, CH1 old version						10

E

Water filling and draining fittings



562 3138

Ref. No.	Description	Content
562 3138	Hanauer mouse	1

Air water valve accessories



563 5078



212 6816

Ref. No.	Description	Dia	Content
563 5078	Air/water rim nut		20
212 6816	Valve rim seal plug	16 mm	1

E

Tubeless valves EM

Metal valves

• Installation torque 8 - 9 Nm



563 7296



563 7320



563 7337



212 6627



212 6802



563 7368

Ref. No.	Description	Rim hole	Length	TR No.	Inside Bending angle	ETRTO No.	Content
212 6809	Metal valve	20.5 mm	55 mm		132 °		1
563 7344	Metal valve	20.5 mm	57 mm/80mm		123 °		1
563 7296	Metal valve	20.5 mm	64 mm	J 653-02	100 °		1
563 7320	Metal valve	20.5 mm	80 mm	J 654-03	120 °		1
563 7654	Metal valve	20.5 mm	80 mm	J 654-03	120 °		1
563 7337	Metal valve	20.5 mm	80 mm	J 655-03	106 °		1
212 6627	Metal valve	20.5 mm	80 mm	J 650-03	100 °	V5-04-1	1
212 6802	Metal valve	20.5 mm	119 mm	J 651-03	90 °	V5-04-2	1
563 7368	Metal valve	20.5 mm	140 mm	J 652-03	94 °		1
563 7399	Metal valve	20.5 mm	724 mm		90 °		1

Metal valves (valve base, valve top)



212 6613



562 3073



563 9037, 563 7375

Ref. No.	Description	Rim hole	TR No.	ETRTO No.	Length	Bending angle	Content
212 6613	Valve hole spud	20.5 mm	SP 2	V5-10-1			1
562 3073	Valve stem	20.5 mm	J 670-02	V5-03-1	41 mm		1
563 7014	Valve stem, long type	20.5 mm	J 670-02	V5-03-1	65 mm		1
563 9037	Valve stem	20.5 mm	J 4000-2 1/2		64 mm	90 °	1
563 7375	Valve top	20.5 mm	J 4000-71/2		191 mm	90 °	1

E

Large Bore Swivel Valve - Single Bend 90

Ref. No.	Description	Length	Content
563 7090	Valve EM TRJ4000	108 mm	1
563 7100	Valve EM TRJ4000	114 mm	1
563 7117	Valve EM TRJ4000	152 mm	1
563 7124	Valve EM TRJ4000	203 mm	1
563 7131	Valve EM TRJ4000	229 mm	1
563 7148	Valve EM TRJ4000	292 mm	1
563 7155	Valve EM TRJ4000	432 mm	1
563 7162	Valve EM TRJ4000	495 mm	1
563 7179	Valve EM TRJ4000	610 mm	1
563 7186	Valve EM TRJ4000	667 mm	1
563 7193	Valve EM TRJ4000	711 mm	1
563 7203	Valve EM TRJ4000	775 mm	1
563 7210	Valve EM TRJ4000	787 mm	1
563 7227	Valve EM TRJ4000	813 mm	1
563 7234	Valve EM TRJ4000	851 mm	1





563 8996

Large Bore - Single Bend Valve

Ref. No.	Description	Length	Bending angle	Content
563 8996	Valve EM Komatsu 325	88 mm	90 °	1
563 9020	Valve EM Komatsu 325	267 mm	80 °	1
563 9006	Valve EM Komatsu 325	449 mm	90 °	1



563 7454

Large Bore - Double Bend Valve

Ref. No.	Description	Length	Bending angle	Content
563 7454	Valve EM	222 mm	90 ° - 13 °	1
563 7478	Valve EM	650 mm	75 ° - 15 °	1



Large Bore - Triple Bend Valve

Ref. No.	Description	Length	Content
563 7540	Valve EM	124 mm	1
563 7557	Valve EM	340 mm	1
563 7564	Valve EM	597 mm	1
563 7571	Valve EM	756 mm	1
563 7688	Valve EM	756 mm	1
563 7595	Valve EM	1080 mm	1
563 9067	Valve EM Komatsu 785	1200 mm	1

Large Bore - Multi Bend Valve

Ref. No.	Description	Length	Content
563 7988	Valve EM 4 bend	28”	1
563 7980	Valve EM 5 bend	19”	1



563 8271
563 8305

Large Bore Swivel Valve - Single Bend 90

Ref. No.	Description	Type	Length	Content
563 8271	Valve EM Large bore turret	J690	119 mm	1
563 8305	Valve EM Large bore turret	J693	127 mm	1

Large bore swivel bend valve - CAT


563 7667


563 7643


563 6503


563 8178


563 8192

Ref. No.	Description	Type	Haltec	No. of bends	Content
563 8199	**Valve EM**	J650 CAT OTR	WHD-974OEC	1	1
563 7643	**Valve EM**	CAT 777 Front	WHG-8019VC	1	1
563 7980	**Valve EM**	CAT 773B Inner Rear	WHG-0570VC	5	1
563 7657	**Valve EM**	CAT 773 Front		1	1
563 7667	**Valve EM**	CAT 777B Inner Rear	WHG-8018VC	4	1
563 7674	**Valve EM**	CAT 777 Inner Rear		5	1
563 7681	**Valve EM**	CAT 777 Inner Rear		5	1
563 7995	**Valve EM custom bend**	CAT 775 Front	WHD-7948EC		1
563 8002	**Valve EM**	CAT 777 Front	WHD-7949EC	5	1
563 6503	**Valve EM screw-on brass**	CAT Special			1
Accessories					
563 8178	**Adaptor Body** H-4000 adapter converts tubes having SP-1000 type spud to accept Large Bore swivel valves.				1
563 8192	**Adaptor** H-4000-1 Adapter Same as H-4000 except without bridge washer and hex nut.				1

Super large bore, valve spuds


563 8044


563 8037


563 8068


563 8051


563 7021

Ref. No.	Description	Type	Haltec	Content
563 8044	**Valve EM spud, long**	Clamp-in	T-82	1
563 8037	**Valve EM spud, short**	Clamp-in	T-81	1
563 8068	**Valve EM spud**	Screw-in, angle	S-85	1
563 8051	**Valve EM spud**	Screw-in, angle	C-100	1
563 7021	**Valve core housing**	Screw-in, angle	R520	1

PT Gauge



563 9081



563 9074
core housing not included

- After fuel, tyres are often a fleet's largest expense. The best way to insure maximum tyre life is through proper tyre inflation. Using a PT valve and gauge assembly, tyre pressure monito ing has never been easier. Use the PT gauge for daily checks and a separate master gauge for weekly checks and you will catch air loss before it can cause permanent tyre damage.
- By selecting the right PT valve for the application, a gauge can be installed on virtually any machine without the gauge assembly being vulnerable to damage. On some job sites air-pressure almost never gets checked until it is visually noticed and by this time permanent tyre damage has occurred. The PT valve and gauge assembly will raise the awareness level of machine operators, making it easier for them to recognize a low tyre before damage has been done.
- The PT Valve System is a design that allows tyre pressure to be monitored with an easy-to read, liquid filled, dial gauge attached to the valve. PT gauge is ordered separately. Comes with gauge and nut. Calibrated 0-160 psi. The PT valve and gauge can be used on most Large Bore and Super Large Bore applications. Patent Pending
- All PT valves have trouble-free, urethane O-rings on the valve barrel. For Super Large Bore applications, order the PT-R-520 core housing.

Ref. No.	Description	Content
563 9081	EM Core Housing PT System PT-R-520	1
563 9074	Gauge PT System EM 0-160 psi	1

Super large bore, swivel stem



563 8116
563 8082



563 8075



563 8123



563 8185

Ref. No.	Description	Bending angle	Haltec	Content
563 8082	Valve EM swivel stem	85 °	R-685	1
563 8116	Valve EM swivel stem	60 °	R-660	1
563 8075	Swivel angle connector	90 °	R-525	1
563 8123	Valve EM swivel stem	90 °	MR-700-7	1
563 8185	Valve EM swivel stem		N-1543A	1
563 9109	Valve EM swivel stem			1

Valve extensions

Valve extension caps, plastic

Ref. No.	Description	Length	Content
562 4508	Valve extension cap	19 mm	10
562 4515	Valve extension cap	32 mm	10
562 4522	Valve extension cap	38 mm	10



562 4508



562 4515, 562 4522

Valve extensions, metal

Ref. No.	Description	Length	Content
562 4319	Valve extension	19 mm	1
562 4326	Valve extension	32 mm	1



562 4319



562 4326

Valve extensions, metal

Ref. No.	Description	Length	Content
562 4151	Valve extension, double check	22 mm	100
562 4307	Valve extension, double check & plastic cap		100
562 4158	Plastic cap, for double check valve extension		100



562 4151

Valve extensions, bent

Ref. No.	Description	Bending angle	Content
562 4299	Valve extension	45°	1
562 4292	Valve extension	90°	1
212 6732	Valve extension chrome	90°	1



562 4299



562 4292

Valve extensions rigid, metal nickel



562 4027 - 562 4041

Ref. No.	Description	Length	Content
562 4027	Valve extension	52 mm	1
562 4072	Valve extension	64 mm	1
562 4034	Valve extension	76 mm	1
562 4096	Valve extension	100 mm	1
562 4089	Valve extension	112 mm	1
562 4041	Valve extension	126 mm	1

E

Valve extensions rigid, metal - ECONOMY LINE



Ref. No.	Description	Length	Content
212 6522	Valve extension	52 mm	1
212 6634	Valve extension	64 mm	1
212 6529	Valve extension	76 mm	1
212 6837	Valve extension	86 mm	1
212 6543	Valve extension	112 mm	1
212 6550	Valve extension	100 mm	1
212 6536	Valve extension	126 mm	1

Valve extensions rigid, metal brass, short collar

Ref. No.	Description	Length	Content
562 4010	Valve extension, short collar	32 mm	1
562 4076	Valve extension, short collar	76 mm	1
562 4100	Valve extension, short collar	100 mm	1
562 4003	Valve extension, short collar	160 mm	1



562 4010, 562 4076, 562 4100

Valve extensions, plastic

Ref. No.	Description	Length	Content
562 4553	Valve extension	70 mm	10
562 4560	Valve extension	115 mm	10
562 4577	Valve extension	150 mm	10
562 4584	Valve extension	170 mm	10



562 4553, 562 4560,
562 4577, 562 4584

Valve extensions type Michelin, flexible



Ref. No.	Description	Length	Content
562 4216	Valve extension	85 mm	1
212 6564	Valve extension	105 mm	1
212 6725	Valve extension	115 mm	1
212 6648	Valve extension	125 mm	1
212 6571	Valve extension	140 mm	1
212 6578	Valve extension	180 mm	1
212 6585	Valve extension	210 mm	1
562 4347	Valve extension	270 mm	1
562 4285	Valve extension	350 mm	1

Valve extensions, AIRFLEXX

- Pressureless, flexible, unbreakable
- Can be used without wheel rim brackets



Valve cap not included

Ref. No.	Description	Length	Content
589 1050	Valve extension	75 mm	1
589 1051	Valve extension	85 mm	1
589 1056	Valve extension	105 mm	1
589 1052	Valve extension	145 mm	1
589 1053	Valve extension	185 mm	1
589 1054	Valve extension	215 mm	1

Valve extensions, flexible, steel-braided rubber hose

Ref. No.	Description	Length	Content
562 4405	Valve extension	125 mm	1
562 4412	Valve extension	150 mm	1
562 4429	Valve extension	175 mm	1
562 4436	Valve extension	200 mm	1
562 4443	Valve extension	250 mm	1
562 4450	Valve extension	300 mm	1



562 4405, 562 4412, 562 4429,
562 4436, 562 4443, 562 4450

Valve extensions with holder, flexible, steel-braided rubber hose



562 4106, 562 4113, 562 4120,



562 4209

Ref. No.	Description	Length	Bending angle	Content
562 4106	Valve extension	125 mm		1
562 4113	Valve extension	150 mm		1
562 4120	Valve extension	175 mm		1
562 4209	Extension holder, separate			1

Valve extension, flexible



Ref. No.	Description	Length	Bending angle	Content
562 4340	Valve extension, flexible	180 mm	90°	1

Valve extension holders

Ref. No.	Description	Content
212 6641	Holder, double	1
212 6557	Holder, single	1
562 4142	Holder, single • Morse clip for alloy (Wider clip)	1



212 6641



212 6557

Valve extensions EM, flexible



562 9503, 562 9510, 562 9527,
562 9541, 562 9558

Ref. No.	Description	Length	Content
562 9503	Valve extension	275 mm	1
562 9510	Valve extension	320 mm	1
562 9527	Valve extension	360 mm	1
562 9541	Valve extension	555 mm	1
562 9558	Valve extension	615 mm	1

Valve extensions EM, 5 bend

Ref. No.	Description	Length	Content
563 8199	Valve extension	19”	1

Valve extensions EM, hand bendable, large bore



563 7722 - 563 7904

Ref. No.	Description	Length	Content
563 7722	Valve extension	89 mm	1
563 7739	Valve extension	102 mm	1
563 7746	Valve extension	114 mm	1
563 7753	Valve extension	203 mm	1
563 7777	Valve extension	254 mm	1
563 7784	Valve extension	292 mm	1
563 7791	Valve extension	305 mm	1
563 7801	Valve extension	343 mm	1
563 7856	Valve extension	457 mm	1
563 7887	Valve extension	508 mm	1
563 7904	Valve extension	533 mm	1

Valve extensions EM, hand bendable

Ref. No.	Description	Length	Content
563 8312	Valve extension - 753S	8”	1
563 8319	Valve extension - 753S	10”	1
563 8340	Valve extension- 753S	14”	1
563 8326	Valve extension - 753S	19”	1
563 8333	Valve extension- 753S	25”	1

Super large bore, custom bent

Ref. No.	Description	Type	Content
563 8147	Valve extension	Flexible custom	1



563 8147

EM super large bore, rigid extension

Ref. No.	Description	Length	Content
563 8009	Rigid extension	4 1/2"	1



563 8009

Valve cores

Valve cores, car/truck

Ref. No.	Description	TR No.	Content
212 6676	Valve core, long	C 1	100
212 6470	Valve core, short	C 1	100
214 0391	Valve core, extra short HT	C 1	100



212 6676



212 6470



214 0391

Valve cores, earthmover large bore

Ref. No.	Description	TR No.	Content
562 0069	Valve core, long	C 1	10
212 6683	Valve core, short	C 1	10



562 0069



212 6683

Valve caps

Valve caps, plastic



212 6484



562 0313



562 0306



562 0375



562 0382

Ref. No.	Description	Colour	Content
212 6484	**Valve cap**	black	100
562 0313	**Valve cap**	green	100
562 0306	**Valve cap**	red	100
562 0375	**Valve cap**	orange	100
562 0382	**Valve cap**	blue	100

Valve caps, metal



562 0155, 212 6697



212 6477



562 0100



563 5099
caps come without graphic label

Ref. No.	Description	TR No.	Colour	Content	
562 0155	**Valve cap, extra short**		chromium	100	•
212 6697	**Valve cap, extra short**		chromium	100	
562 0203	**Valve cap, short**	VC 3 eq	chromium	100	
212 6477	**Valve cap, long**		chromium	100	
562 0100	**Valve cap, screwdriver top**	VC 2 eq	chromium	100	
563 5099	**Valve cap, Anti-theft** • Comes with locking tool		chromium	4	



562 0272

Valve caps – continued

Ref. No.	Description	Content
562 0272	**Valve cap, plastic HP**	100

Valve caps, metal, HEX HP



563 6242



563 5030



563 5054



563 6249



563 506 8

Ref. No.	Description	Colour	Content
563 6242	**Valve cap, Hex HP**	Nickel	100 •
563 5030	**Valve cap, Hex HP**	Red	100 •
563 5054	**Valve cap, Hex HP**	Blue	100 •
563 6249	**Valve cap, Hex HP**	Yellow	100 •
563 506 8	**Valve cap, Hex HP**	Black	100 •

E

Valve caps, metal, earthmover large bore



214 7583



212 6690



562 0368



562 0351



563 7007



562 1510

Ref. No.	Description	TR No.	Content
214 7583	**Adapter**	AD 1	1 •
212 6690	**Valve cap, screwdriver top**		10 •
562 0368	**Adapter cap**	AD 2	10 •
562 0351	**Valve cap, screwdriver top** **For use with:** • Adapter (562 0368)		10
563 7007	**Valve cap EM Hex slotted**		10 •
562 1510	**Gauge EM Cap 0-160PS**		1 •

Valve tools

Valve core screwdriver



562 8102



562 8116



562 8119



562 8168

Ref. No.	Description	Content
562 8102	**Valve core screwdriver dual end, VG5** • Plastic grip, nickel-plated metal parts. Car, truck and EM	1
562 8116	**Valve core screwdriver** • Plastic grip, nickel-plated metal parts	1
562 8119	**Valve core screwdriver standard/EM, VG5/VG8** • Plastic grip, burnished metal parts, with sockets for valve cores/caps	1
562 8168	**Valve core screwdriver, metal**	1

Valve core screwdriver "LOCK TOOL"

• The valve core is held by a spring clip when fitting or unscrewing



562 8360



562 8377



562 8384

Ref. No.	Description	Content
562 8360	**LOCK TOOL standard, VG5**	1
562 8377	**LOCK TOOL flexible, VG5**	1
562 8384	**LOCK TOOL EM, VG8**	1

Valve core screwdriver with torque limiter



562 8109

Ref. No.	Description	Content
562 8109	**VALVE SAVE** **Scope of delivery:** • 2 Valve core screwdriver, red (Snap-in valves) • 1 Valve core screwdriver, black (metal valves) • Torque 0.25 Nm	1

Valve repair tool

• For the repair of damaged valve threads



562 8054



562 8061

Ref. No.	Description	Content			
562 8054	**Valve repair tool, 3-piece** • Core removal tool • External thread VG8 • Internal thread VG5	1	•	•	
562 8061	**Valve repair tool, 4-piece** • EM valve core mounting/removal tool • External thread VG12 • Internal thread VG5/VG8	1	•	•	•

Valve mounting tools

Ref. No.	Description
562 8322	Valve mounting tool, alloy plastic handle
562 8308	Valve mounting tool, screw on
562 8339	Valve mounting tool, Ventifix HD
562 830 8	Valve mounting tool, Hold on
562 8301	Valve mounting tool, Hold on (Euro)
562 825 0	**Valve mounting tool QUICK** • Fast and easy mounting of Snap-in valves with valve cap attached



562 8322



562 8308



562 8339



562 830 8



562 825 0



595 3228

Ref. No.	Description
595 3228	Valve Nut Driver 8mm - T-handle
562 8095	Valve Extension/Nut Driver 8mm
562 8140	Valve Nut Driver 10mm
563 5061	Valve Nut Box Spanner
562 8126	Valve Cap & Nut Box Spanner Set
562 8154	**TL-630 Hex Nut Driver For 500 Series Truck Valves 14 mm** • Installation tool for tubeless clamp-in metal valves. Accommodates all lengths of tubeless truck valves including the TV-574.
562 8161	**TL-632 Truck Extension Service Tool** • This tool tightens both metric (European) and domestic type extensions. This tool is broached to engage the metric hex at the extension top and will reach the hex on a 7" U.S.A.-type extension.
562 8147	**TL-633 Valve Cap Tool** • The TL-633 makes it easy to remove and install valve caps on inside dual wheels. Designed for aluminum wheels with small hand holes, it comes with aprotective sleeve to prevent scratching. Also works great at removing tight or cross-threaded caps. Positive hold while valve is serviced. Keeps cap in tool. Lengh 8.25" without handle.



562 8095



562 8140

563 5061

562 8126



562 8154



562 8161



562 8147

Valve fishing tool

- Designed to assist valve hole location when fitting tubes



562 8346



562 8315

Ref. No.	Description	Content
562 8315	Valve fishing tool	1
562 8346	Valve fishing tool - Alligator	1

E





562 8391 (in use)

Core Retracting Inflating Tool (Clip On)

- REMA TIP TOP's new CRT 'Core Retracting Tool' essentially solves the age-old problem of re-engaging the valve core into a truck or bus valve when the tyre has been inflated. This procedure is notoriously fraught with danger, as experienced tyre fitters every day run the gauntlet with the unpredictable reattachment of the valve core into the pressure loaded wheel and tyre assembly. Valves can easily spring back out at incredible force during this process and without attention could easily cause serious injury. Today even Light commercial tyres are now commonly found with pressures around 70psi, so it is imperative that enhanced safety measures are implemented especially for conventional truck/bus tyres.

- The Core Retracting Tool has been engineered for use in conjunction with an inflation device like the PCL Mk3/4 Airline Gauge or Eurodainu. It's connection with such a device intelligently facilitates the safe tyre inflation, core retraction and core reinstallation in one-simple procedure.

Ref. No.	Description	Content
562 8391	Core Retracting Inflating Tool (Clip On)	1
562 8367	Valve Core Removal Tool Special	1

Valve connectors

Clip-on connectors

- Design with collar and adjustable cover
- Pressure of sealing membrane is adjustable



562 5215, 562 5222, 562 5239

Ref. No.	Description	Tube size	Content
562 5215	Clip-on connector	4.5 x 10 mm	1
562 5222	Clip-on connector	6.0 x 14 mm	1
562 5239	Clip-on connector	8.0 x 20 mm	1
562 5291	Clip-on connector, EM	8.0 x 20 mm	1
562 5112	Clip-on connector	4.5 mm	1



562 5291



562 5112

Clip-on airline connectors

Ref. No.	Description	Tube size	Content			
562 5105	Clip-on connector	8.0 x 14 mm	1	•	•	•
562 5136	Clip-on connector	8.0 x 14 mm	1	•	•	•
211 1090	Clip-on connector, open end CO2H-03	6 mm	1	•	•	•
211 1117	Clip-on connector, closed end CO2J-03	6 mm	1	•	•	•
211 1131	Clip-on connector, open end CO2E-03	4.7 mm	1	•	•	•
562 5129	Clip-on connector, EM	8 x 15 mm	1			



562 5105 silver



562 5136 brass



562 5277, 562 5284



562 5129

Valve deflating connector

- Quick and complete extraction of air from car, truck and tractor tubes
- Suitable for connection to all valve adapters



562 8195

Ref. No.	Description	Content
562 8195	Tube deflator	1

Deflation Aspirator

- Creates vacuum by screwing aspirator onto valve mouth and applying air chuck to threaded inlet. Fits Standard Bore valves.



870 2238

Ref. No.	Description	Content
870 2238	Deflation Aspirator	1

Tyre inflating connectors

- There are two types of connector. It is therefore important when purchasing connectors to specify whether a closed or open end type is required.
- A Closed End connector is used when air is supplied directly from a main air line (i.e. compressor or air receiver). A non-return valve unseats on connection to the tyre's valve allowing air to flow into the tyre. The handles on these connectors are red in colour.
- An Open End connector is used with MK3 Tyre Inflator, PCL wall gauges and PCL portable gauges. This connector has a pin which unseats the tyre's valve when is use. The handles on these connectors are black in colour.



211 1014



211 1052



211 1038



211 1076

E

Tyre inflating connectors, open end

Ref. No.	PCL No.	Description	Tyre Valve Connection	Valve Style	Inlet size
211 1014	CO1A03	**Twin Hold-on Connector**	Twin hold-on	Open end	Rp 1/4
211 1052	CO3A03	**Twin Clip-on Connector**	Twin clip-on	Open end	Rp 1/4
211 4011	SPK08	**Connector Service Kit**	Twin clip-on	Open end	
211 4074	SPK48	**Connector Service Kit**	Twin hold-on	Open end	

Tyre inflating connectors, closed end

Ref. No.	PCL No.	Description	Tyre Valve Connection	Valve Style	Inlet size
211 1038	CO1B03	**Twin Hold-on Connector**	Twin hold-on	Closed end	Rp 1/4
211 1076	CO3B03	**Twin Clip-on Connector**	Twin clip-on	Closed end	Rp 1/4



214 0401

EM Clip-on Chuck Large Bore

- Securely locks onto valve when sleeve is pushed forward, releases when sleeve is pulled back. Has 1/4" NPT female thread.

Ref. No.	Description	Content
214 0401	**EM Clip-on Chuck Large Bore - Open End**	1
214 0418	**EM Clip-on Chuck Large Bore Service Kit**	1

TPMS - Tyre Pressure Monitoring Systems

ALLIGATOR sens.it



ALLIGATOR sens.it

- The sens.it TPMS sensor provides a complete solution for the replacement of OE TPMS sensors for both small and large tyre shop chains. Significant cost savings are realised both in the form of inventory reduction and timesavings during the vehicle service cycle.

- Unlike other solutions the user does not have to exchange or re-stock parts as OE's make TPMS systems changes, or stock multiple parts to cover domestic and foreign brands!

- As the world's leading supplier of OE and Aftermarket valves ALLIGATOR has created a unique TPMS clamp in valve with an in-built programmable TPMS sensor.

- The ALLIGATOR RS1 Clamp-In valve is designed to accept OEM protocol at the point of installation via Alligator's PT1 web based programming tool. This sensor is based on ALLIGATOR's patented Clamp-In valve. The angle can be adjusted in a range of 12°- 40° and therefore fits all wheel types, including most aluminum and steel rims. The Clamp-In valve is produced using high quality aluminum and protected against corrosion by an anodized coating or chrome finish. The Clamp-In comes in a range of lengths and finishes including chrome and black.



The main benefits of sens.it are:

- Coverage of more than 90% of all foreign and domestic TPMS brands replaced by 1 sensor and valve.
- Coverage for the most common 315 MHz platform at Ford, GM,Chrysler, Toyota, Nissan and Honda
- No relearn procedure needed when using the original sensor ID
- No up-front or annual fees for software or programming
- Works with all leading TPMS tools – Bartec USA, OTC/SPX, ATEQ and K-Tool International.

ALLIGATOR sens.it currently provides coverage for the most common platforms at Chrysler, Ford, GM, Honda, Nissan and Toyota, and will extend to cover >90% of all foreign and domestic brands. In addition to providing excellent coverage for both domestic and foreign branded vehicle platforms out of the box, all future vehicle platforms and OE part numbers are automatically included.

Ref. No.	Description
562 3880	**ALLIGATOR sens.it**
	Clamp-In Valve with Ball-Joint Attachment (RS1)

Diagnostic testers

PROFILER Diagnostics testers

	559 0500	559 0510
Size	120 x 35 x 200 L x W x H mm	120 x 48 x 185 L x W x H mm
Weight	500 g	500 g





559 0510

Ref. No.	Description
559 0500	**PROFILER 500** • The multi-brand diagnostics tool PROFILER 500 has been specifically designed for the needs of tyre dealers • It enables even non-specialists to make use of OBD based car diagnostics systems • The following systems and functions are covered: oil service, ABS/brakes, tyre pressure monitoring systems, ESP, wheels/tyres, power steering, suspension, A/C and others • The tool can be expanded into a complete diagnostics system including engine electronics by means of the PROFILER 500 upgrade "PLATINUM" **Scope of delivery:** • 1 PROFILER 500 diagnostics software on SD card • 1 EOBD cable • 1 CD with software + manuals • 1 SD card drive • 1 Battery charger 230 V • 1 Serial USB cable for connection to PC • Software updates for 1 year
559 0510	**PROFILER TPMS** • Activates the sensor electronics on the wheel • Receives data from wheel electronics (pressure, temperature, sensor, ID, battery) • Databases of tightening torques/replacement part numbers **Scope of delivery:** • 1 Battery charger 230 V • 1 User's manual
559 0520	**PROFILER 500 MOTO** • Multi-brand diagnostics tool for motorcycles • Precise error diagnostics of many systems • Error code display with description in clear text • The following systems and functions are covered: injection system, ABS, central ECU, reading and deleting of error codes, combined instrument, service interval, throttle basic setting, alarm system • Diagnostic functions depend on manufacturer and model **Scope of delivery:** • 1 Diagnostics software MOTO on SD card • 1 User's manual • 1 SD card drive • 1 Battery charger 230 V • 1 Serial USB cable for connection to PC • Cable box • Software updates for 1 year **For use with:** APRILIA, BENELLI, BMW, DUCATI, HARLEY DAVIDSON, HONDA, KAWASAKI, MOTO GUZZI, SUZUKI

PROFILER TPM II Plus

The Profiler TPM-II is an indispensable tool for:

- Checking sensor operation before servicing the tyres (when a vehicle is brought in for service or repair).
- Establishing proper operation of the TPMS system when the customer picks up the vehicle.
- Determining why the “Tyre Pressure”(TPMS) light turns on.
- Ensuring that sensor provides accurate pressure and temperature readings.
- Measuring the pressure of wireless tyres (with no need to unscrew valve capand connect a compressed air line with pressure gauge).
- Enabling time-saving, safe repair procedures with reference information (such as torque figures or part numbers) always handy to avoid damage due to improper procedures.
- Ensuring that sensors are refitted in their original positions after service (positioning tool)
- Perform a TPMS coding operation after a sensor replacement.

- **The diagnostic tool activates the sensors for data transmission of:**
  - pressure
  - temperature
  - serial number
  - battery condition
  - G force value
  - Hex and Decimal values

- **The tool displays the values transmitted by the sensor**
  - Portable tool, means that the tyres do not have to be demounted for diagnosis
  - Valve data of different vehicles and brands can be analyzed
  - The tool can be updated with the required technologies via Internet and PC
  - The tool is powered by rechargeable NiMH batteries

The PROFILER TPM II supports classic tyre service work, in particular:

- “typical” operations on the vehicle
- tyres (tyre change, valve change)
- position of sensors (tyre rotation)
- check of TPMS when the “tyre pressure” lamp lights up
- tyre pressure measurement (wireless)



559 0810

Ref. No.	Description
559 0810	Profiler TPM-II Plus

E

SCHRADER RTPMS



562 3960



562 3967

- Complete SCHRADER RTPMS assembly consisting of plastic case (housing the measuring circuit of the sensor) with an aluminium/Snap-in valve mounted on top of it
- Plastic cases are, in some cases, colour-coded
- The assignment depends on the vehicle make/model or type of rim (alloy or steel)

SCHRADER Valves RTPMS Renault

Ref. No.	Description	Colour
562 3960	**RTPMS sensor including valve, alloy rim**	black
	For use with:	
60234-67	• RENAULT Laguna II, from 03/01; Scenic I, 01/97 - 05/03; Vel Satis, from 06/02; Megane I, 01/96 - 08/03; Espace IV, from 11/02	
562 3967	**RTPMS sensor including valve, steel rim**	blue
	For use with:	
42323-67	• RENAULT Laguna II, from 03/01; Scenic I, 01/97 - 05/03; Vel Satis, from 06/02; Megane I, 01/96 - 08/03; Espace IV, from 11/02	

E



562 3974

SCHRADER Valves RTPMS PEUGEOT/CITROEN/FIAT/LANCIA

Ref. No.	Description	Colour
562 3974	**RTPMS sensor including valve, alloy rim**	black
	For use with:	
60311-67	• PEUGEOT 607 (- 09/04) • CITROEN C5 I (- 07/04); C 8, from 10/05 • FIAT Ulysse (08/02 - 09/05) • LANCIA Phedra (09/02 - 09/05)	



562 3995

TPMS Valves CHRYSLER

Ref. No.	Description	Colour
562 3995	**TPMS sensor including valve, alloy rim**	black
	For use with:	
65722-67	• Chrysler 300C - (06/2007 - Present) • Chrysler Grand Cherokee Jeep - (06/2006 - Present) • Chrysler Jeep Commander - (06/2006 - Present) • Jeep Grand Cherokee - (01/2002 - 12/2004) • Jeep Grand Cherokee - (01/2005 - 12/2007)	

SIEMENS VDO TPMS

SIEMENS VDO TPMS Valves

- To programme all current pressure sensors the Programming Set SCHRADER RTPMS & SIEMENS VDO V.4 is required
- For older versions the update EPROM to V.4 is required

TPMS Valves PEUGEOT/CITROEN/FIAT/LANCIA

Ref. No.	Description	Colour
562 3981	**TPMS sensor including valve, alloy rim**	black
	For use with:	
65396-67	• Citroen C4 - (01/2005 - 12/2007)	
	• Citroen C4 Hatchback - (01/2005 - 12/2007)	
	• Citroen C5 II - (08/2004 - Present)	
	• Citroen C6 - (11/2005 - Present)	
	• Citroen C8 - (10/2005 - Present)	
	• Citroen New C5 III - (01/2008 - Present)	
	• Fiat Ulysse Nuovo - (10/2005 - Present)	
	• Lancia Phedra - (10/2005 - Present)	
	• Peugeot 207 - (04/2006 - Present)	
	• Peugeot 407 - (09/2004 - Present)	
	• Peugeot 407 SW - (01/2004 - Present)	
	• Peugeot 407 coupé - (09/2005 - Present)	
	• Peugeot 607 II - (10/2004 - Present)	
	• Peugeot 807 - (10/2005 - Present)	



562 3981

TPMS Valves FORD/LAND ROVER/VOLVO

Ref. No.	Description	Colour
562 3988	**TPMS sensor including valve, alloy rim**	black
	For use with:	
65645-67	• Ford Galaxy - (01/2006 - Present)	
	• Ford Mondeo IV - (01/2006 - Present)	
	• Ford S-Max - (01/2006 - Present)	
	• Land Rover Freelander - (01/2006 - Present)	
	• Volvo S80 - (01/2007 - Present)	
	• Volvo V70 - (01/2007 - Present)	
	• Volvo XC60 - (01/2007 - Present)	
	• Volvo XC70 - (01/2007 - Present)	



562 3988



562 3894



TPMS Schrader Retrofit kit

Ref. No.	Description	Content
562 3894	**TPMS systems monitor proper tyre pressure to maintain vehicle performance and support safety. Properly inflated tyres:** • Improve vehicle handling • Reduce braking distances • Lower the risk of hydroplaning • Decrease tyre wear • Improve fuel efficiency	
562 3887	**Snap-in car valve for TPMS**	1

E

BERU TSS

- Sensor unit consists of two components: the RDE wheel electronic unit and the RDV valve
- The wheel electronic unit is uniquely allocated to the respective vehicle type
- To identify the valve used for a particular rim, the valves are provided with a colour marker at the valve spud



BERU RDV Valves

BERU RDV Valves

- When a tyre is changed the valve core and valve cap have to be replaced

Ref. No.	Description	Length	Colour	Content
562 3901	**Valve RDV 001** **Scope of delivery:** • 1 Valve incl. valve core • 1 Valve cap • 1 Top nut • 2 Spacer rings	43 mm	silver	1
562 3918	**Valve RDV 002** **Scope of delivery:** • 1 Valve incl. valve core • 1 Valve cap • 1 Top nut • 2 Spacer rings	48 mm	green	1
562 3925	**Valve RDV 003** **Scope of delivery:** • 1 Valve incl. valve core • 1 Valve cap • 1 Top nut • 2 Spacer rings	49 mm	black	1
562 3932	**Valve RDV 004** **Scope of delivery:** • 1 Valve incl. valve core • 1 Valve cap • 1 Top nut • 2 Spacer rings	51 mm	orange	1

BERU Wheel Electronic Units RDE

Ref. No.	Description
1330092	**Wheel sensor RDE 001** **For use with:** • AUDI: A6 Allroad (4BH), from 04/00; RS6/RS6 plus, from 04/00; A8/S8 (4D, D2), 09/99 - 09/02; A8/S8 (4E, D3), from 10/02 • FERRARI: 550 Maranello Evo, from 03/02; 575 M Maranello, from 03/02; 612 Scaglietti, from 03/04; F 430/ F 430 Spider, from 09/05 • MERCEDES: S-Class (W220), 07/99 - 09/05; CL (C215), 07/99 - 09/05; CLS (C219), 10/04 - 05/05; SL (R230), 10/01 - 05/05; E-Class (W/ S210), 07/99 - 03/02; E-Class (W/ S211), 03/02 - 05/05; SLR (R199), from 04/04 • PORSCHE: Carrera GT, from 09/03; Boxter (987), from 02/05; 911 (997), from 02/05 • VW: Phaeton, from 06/02
1330085	**Wheel sensor RDE 002** **For use with:** • BMW: 3 series (E46), 03/99 - 12/04; 5 series (E39), 09/98 - 07/03; 7 series (E38), 09/98 - 10/01; 7 series (E65), 11/01 - 11/03
1330140	**Wheel sensor RDE 003** **For use with:** • BMW: X5 (E53), from 10/99



133 0092 - 133 0140
sensors

E

Balance weights, car

Balance weight universal, steel rim

- Universal – steel rims
- J-flange
- Coated



Ref. No.	Description	Weight	Content
565 7746	Balance weight	5 g	100
565 7753	Balance weight	10 g	100
565 7760	Balance weight	15 g	100
565 7767	Balance weight	20 g	100
565 7774	Balance weight	25 g	100
565 7781	Balance weight	30 g	100
565 7788	Balance weight	35 g	100
565 7795	Balance weight	40 g	100
565 7802	Balance weight	45 g	100
565 7809	Balance weight	50 g	100

Balance weight universal, alloy rim

- Universal – alloy rims
- J-flange
- Coated



Ref. No.	Description	Weight	Content
565 7816	Balance weight	5 g	100
565 7823	Balance weight	10 g	100
565 7830	Balance weight	15 g	100
565 7837	Balance weight	20 g	100
565 7844	Balance weight	25 g	100
565 7851	Balance weight	30 g	100
565 7858	Balance weight	35 g	100
565 7865	Balance weight	40 g	100
565 7872	Balance weight	45 g	100
565 7879	Balance weight	50 g	100

Balance weight TRAX 200, zinc - assorted, uncoated - steel rim

Ref. No.	Description	Weight	Content
565 6011	Balance weight, assorted universal	• 5x5g • 10x15g • 25x15g • 20x20g • 15x25g • 10x30g • 5x35g • 5x40g	100



Balance weight TRAX 326C, zinc - assorted, coated - alloy rim

Ref. No.	Description	Weight	Content
565 6018	Balance weight, assorted universal	• 5x5g • 10x15g • 25x15g • 20x20g • 15x25g • 10x30g • 5x35g • 5x40g	100



E

Balance weight TRAX 200, zinc - uncoated - steel rim

Ref. No.	Description	Weight	Content
565 7000	Balance weight	5 g	100
565 7007	Balance weight	10 g	100
565 7014	Balance weight	15 g	100
565 7021	Balance weight	20 g	100
565 7028	Balance weight	25 g	100
565 7035	Balance weight	30 g	100
565 7042	Balance weight	35 g	50
565 7049	Balance weight	40 g	50
565 7056	Balance weight	45 g	50
565 7063	Balance weight	50 g	50



Balance weight TRAX 200C, zinc - coated - steel rim



Ref. No.	Description	Weight	Content
565 7070	Balance weight	5 g	100
565 7077	Balance weight	10 g	100
565 7084	Balance weight	15 g	100
565 7091	Balance weight	20 g	100
565 7098	Balance weight	25 g	100
565 7105	Balance weight	30 g	100
565 7112	Balance weight	35 g	50
565 7119	Balance weight	40 g	50
565 7126	Balance weight	45 g	50
565 7133	Balance weight	50 g	50

Balance weight TRAX 326, zinc - assorted, uncoated - alloy rim



Ref. No.	Description	Weight	Content
565 7140	Balance weight	5 g	100
565 7147	Balance weight	10 g	100
565 7154	Balance weight	15 g	100
565 7161	Balance weight	20 g	100
565 7168	Balance weight	25 g	100
565 7175	Balance weight	30 g	100
565 7182	Balance weight	35 g	50
565 7189	Balance weight	40 g	50
565 7196	Balance weight	45 g	50
565 7203	Balance weight	50 g	50

Balance weight TRAX 326C, zinc - assorted, coated - alloy rim



Ref. No.	Description	Weight	Content
565 7210	Balance weight	5 g	100
565 7217	Balance weight	10 g	100
565 7224	Balance weight	15 g	100
565 7231	Balance weight	20 g	100
565 7238	Balance weight	25 g	100
565 7245	Balance weight	30 g	100
565 7252	Balance weight	35 g	50
565 7259	Balance weight	40 g	50
565 7266	Balance weight	45 g	50
565 7270	Balance weight	50 g	50

Balance weight HATCO ZN01, zinc - uncoated - steel rim

ECONOMY-LINE
• Plastic coated zinc universal balance weight for all steel rims

Ref. No.	Description	Weight	Content
565 8875	Balance weight	5 g	100
565 8882	Balance weight	10 g	100
565 8889	Balance weight	15 g	100
565 8896	Balance weight	20 g	100
565 8903	Balance weight	25 g	100
565 8910	Balance weight	30 g	100
565 8917	Balance weight	35 g	50
565 8924	Balance weight	40 g	50
565 8931	Balance weight	45 g	50
565 8938	Balance weight	50 g	50
565 8945	Balance weight	55 g	50
565 8952	Balance weight	60 g	50



Balance weight HATCO ZN04, zinc - coated - alloy rim

ECONOMY-LINE
• Plastic coated zinc balance weight for alloy rims

Ref. No.	Description	Weight	Content
565 8805	Balance weight	5 g	100
565 8812	Balance weight	10 g	100
565 8819	Balance weight	15 g	100
565 8826	Balance weight	20 g	100
565 8833	Balance weight	25 g	100
565 8840	Balance weight	30 g	100
565 8847	Balance weight	35 g	50
565 8854	Balance weight	40 g	50
565 8861	Balance weight	45 g	50
565 8868	Balance weight	50 g	50



Balance weight HOFMANN 661, zinc



PREMIUM-LINE
- Japanese vehicles – light-alloy rims
- JJ-flange
- Replaces type 617
- Coated

Ref. No.	Description	Weight	Content
565 7277	Balance weight	5 g	100
565 7284	Balance weight	10 g	100
565 7291	Balance weight	15 g	100
565 7298	Balance weight	20 g	100
565 7305	Balance weight	25 g	100
565 7312	Balance weight	30 g	100
565 7319	Balance weight	35 g	50
565 7326	Balance weight	40 g	50

E

Balance weight TRAX 340C, Japanese and thick section alloy wheels (plastic coated)



PREMIUM-LINE
- Designed to fit thicker section alloy rim horns 6.5/7.5mm, as found on many Japanese cars, Nissan, Honda and Toyota.
- Plastic coated to OE standards.

Ref. No.	Description	Weight	Content
565 9176	Balance weight	10 g	25
565 9183	Balance weight	15 g	25
565 9190	Balance weight	20 g	25
565 9197	Balance weight	25 g	25
565 9204	Balance weight	30 g	25
565 9211	Balance weight	35 g	25
565 9218	Balance weight	40 g	25

Balance weights with separate clip, car

• Balance weights are supplied without clips – please order separately

Balance weight TRAX 260, zinc

PREMIUM-LINE
• VW/SEAT/SKODA - steel rims (clip V3)
• AUDI - steel rims (clip F3)
• BMW - steel rims (clip BS)
• BMW - light-alloy rims (clip BA)
• Replaces type 213
• Coated

Ref. No.	Description	Weight	Content
565 7333	**Balance weight**	5 g	100
565 7340	**Balance weight**	10 g	100
565 7347	**Balance weight**	15 g	100
565 7354	**Balance weight**	20 g	100
565 7361	**Balance weight**	25 g	100
565 7368	**Balance weight**	30 g	100
565 7375	**Balance weight**	35 g	50
565 7382	**Balance weight**	40 g	50
565 7431	**Balance weight series 260 COATED CLIP**		100



Balance weight TRAX 261, zinc

PREMIUM-LINE
• MERCEDES - steel rims (clip M1)
• MERCEDES - light-alloy rims (clip MA)
• Replaces type 225, 230
• Coated

Ref. No.	Description	Weight	Content
566 8671	**Balance weight**	10 g	100
566 8678	**Balance weight**	15 g	100
566 8685	**Balance weight**	20 g	100
566 8692	**Balance weight**	25 g	100
566 8699	**Balance weight**	30 g	100
566 8706	**Balance weight**	35 g	50
566 8713	**Balance weight**	40 g	50
566 8727	**Balance weight**	50 g	50
566 8734	**Balance weight**	60 g	50
566 8720	**Balance weight, 261 coated clip**		100





Balance weight, French, zinc

Ref. No.	Description	Weight	Content
566 8741	**Balance weight, assorted, with clip**	up to 50g	200
566 8748	**Balance weight clips**		100

Adhesive weights, car

Adhesive weight HOFMANN 361, zinc



PREMIUM-LINE
- Replaces type 322, 330, 329-5
- Coated

Ref. No.	Description	Temperature range	Size	Weight	Content
565 7389	**Adhesive weight**	-40 to +250 °C	18 x 3.8 W x H mm	5 g	100
565 7396	**Adhesive weight**	-40 to +250 °C	18 x 3.8 W x H mm	10 g	100
565 7403	**Adhesive weight**	-40 to +250 °C	18 x 3.8 W x H mm	15 g	100
565 7410	**Adhesive weight**	-40 to +250 °C	18 x 3.8 W x H mm	20 g	100
565 7417	**Adhesive weight**	-40 to +250 °C	18 x 3.8 W x H mm	25 g	100
565 7424	**Adhesive weight**	-40 to +250 °C	18 x 3.8 W x H mm	30 g	100
565 9239	**Adhesive weight**	-40 to +250 °C	18 x 3.8 W x H mm	35 g	50
565 9246	**Adhesive weight**	-40 to +250 °C	18 x 3.8 W x H mm	40 g	50

Adhesive weights, bars, car



Adhesive weight, stainless steel

ECONOMY-LINE
- Steel

Ref. No.	Description	Temperature range	Size	Weight	Segments	Content
565 6095	**Adhesive weight**	-40 to +250 °C	19 x 4 W x H mm	60 g	4 x 5 g + 4 x 10 g	100
565 6116	**Adhesive weight**	-40 to +250 °C	19 x 4 W x H mm	60 g	4 x 5 g + 4 x 10 g	50

Adhesive weight, stainless steel



PREMIUM-LINE
• Steel

Ref. No.	Description	Temperature range	Size	Weight	Segments	Content
565 6050	**Adhesive weight**	-40 to +250 °C	19 x 4 W x H mm	60 g	4 x 5 g + 4 x 10 g	100

Adhesive weight, steel



STANDARD-LINE
• Powder-coated

Ref. No.	Description	Temperature range	Size	Weight	Segments	Content
565 6137	**Adhesive weight**	-40 to +250 °C	18 x 4 W x H mm	60 g	12 x 5 g	100

Adhesive weight, lead free, slim



PREMIUM-LINE
• Steel

Ref. No.	Description	Temperature range	Size	Weight	Segments	Content
565 6074	**Adhesive weight**	-40 to +250 °C	19 x 3 W x H mm	60 g	12 x 5 g	100

Adhesive weight, TRAX 605E, Universal Adhesive Strip



PREMIUM-LINE
• Plastic coated

Ref. No.	Description	Temperature range	Size	Weight	Segments	Content
565 6109	**Adhesive weight**	-10 to +250 °C	20 x 3.8 W x H mm	60 g	12 x 5 g	50

Adhesive weight, HOFMANN 365-2, zinc/93Z Franken



PREMIUM-LINE
• Zinc plastic coated

Ref. No.	Description	Temperature range	Size	Weight	Segments	Content
565 7928	**Adhesive weight** **HOFMANN 365-2/93Z Franken**	-40 to +250 °C	11 x 3.8 W x H mm	45 g	3 x 5 g 3 x 10 g	100

E



Adhesive weight, stainless steel

PREMIUM-LINE
- Steel

Ref. No.	Description	Temperature range	Size	Weight	Segments	Content
566 7050	**Adhesive weight**	-40 to +250 °C	18 x 3 W x H mm	60 g	12 x 5 g	20



Adhesive weight HOFMANN 363-2, zinc

PREMIUM-LINE
- Zinc

Ref. No.	Description	Temperature range	Size	Weight	Segments	Content
565 7921	**Adhesive weight HOFMANN 363-2**	-40 to +250 °C	15 x 6.1 W x H mm	45 g	3 x 5 g + 3 x 10 g	100



Adhesive weight, TRAX 630E, car and motorcycle

PREMIUM-LINE
- A 4.8mm high strip weight to be used where brake caliper clearance is not a problem. Only 15mm wide, this weight is also ideal as a universal weight for motorcycles.

Ref. No.	Description	Temperature range	Size	Weight	Segments	Content
565 6151	**Adhesive weight TRAX 630E**		15 x 4.8 W x H mm	60 g	4 x 5 g + 4 x 10 g	50



Adhesive weight, TRAX 635C, black plastic coated, car & motorcycle

PREMIUM-LINE
- Plastic coated, steel

Ref. No.	Description	Temperature range	Size	Weight	Segments	Content
565 6102	**Adhesive weight TRAX 635C**	-10 to +250 °C	15 x 4.8 W x H mm	60 g	4 x 5 g + 4 x 10 g	50

Adhesive weights, rolls, car

Adhesive weights roll, zinc

STANDARD-LINE
• Coated


565 6130

Ref. No.	Description	Temperature range	Size	Weight	Segments
565 6130	**Adhesive weights roll 605E**	-10 to +250 °C	20 x 3.8 W x H mm	5000 g	1000 x 5 g

Adhesive weights, bars, motorcycle

Adhesive weight type 715-5, lead



PREMIUM-LINE
• Uncoated

Ref. No.	Description	Temperature range	Size	Weight	Segments	Content
705 258 7	**Adhesive weight 715-5**	-40 to +250 °C	11 x 6.1 W x H mm	50 g	7 x 5g + 6 x 2.5g	25

Adhesive weight, off road racing



PREMIUM-LINE
• Uncoated

Ref. No.	Description	Temperature range	Size	Weight	Segments	Content
565 6494	**Adhesive weight**	-40 to +250 °C	20 x 3 W x H mm	60 g	4 x 5 g + 4 x 10 g	100

Balance weights, truck

Balance weight universal 810



Ref. No.	Description	Weight	Content
705 6002	**Balance weight**	50 g	20
705 6019	**Balance weight**	75 g	20
705 6026	**Balance weight**	100 g	20
705 6040	**Balance weight**	150 g	20
705 6057	**Balance weight**	200 g	20
705 6064	**Balance weight**	250 g	20
705 6071	**Balance weight**	300 g	20
705 6088	**Balance weight**	350 g	20
705 6095	**Balance weight**	400 g	20
705 6105	**Balance weight**	500 g	20

Adhesive weights, truck, bus

Adhesive weight type 551-5, lead



PREMIUM-LINE
- Coated

Ref. No.	Description	Temperature range	Weight	Content
705 4200	**Adhesive weight 551-5**	-40 to +250 °C	50 g	10
705 4217	**Adhesive weight 551-5**	-40 to +250 °C	75 g	10
705 4224	**Adhesive weight 551-5**	-40 to +250 °C	100 g	10
705 4190	**Adhesive weight 551-5**	-40 to +250 °C	125 g	10
705 4231	**Adhesive weight 551-5**	-40 to +250 °C	150 g	10
705 4248	**Adhesive weight 551-5**	-40 to +250 °C	200 g	10
705 4255	**Adhesive weight 551-5**	-40 to +250 °C	250 g	10
705 4286	**Adhesive weight 551-5**	-40 to +250 °C	300 g	10

Balance weights with separate clip, truck, bus

Balance weight type 556, lead



PREMIUM-LINE
- ALCOA – light-alloy rims (clip type 557)
- Suitable for inner and outer rim flange (until model year 1997)
- Coated
- Weights are supplied with clip

Ref. No.	Description	Weight	Content
705 4451	**Balance weight, 556**	75 g	10
705 4468	**Balance weight, 556**	100 g	10
705 4475	**Balance weight, 556**	125 g	10

Spoke weights, motorcycle

Spoke weight HOFMANN 711, lead



PREMIUM LINE
- For compensation of static imbalance
- For spoke nipple dia. 6.4 mm
- Bright chromium-plated

Ref. No.	Description	Weight	Content
705 3108	**Spoke weight 711**	5 g	25
705 3115	**Spoke weight 711**	10 g	25
705 3122	**Spoke weight 711**	15 g	25
705 3115	**Spoke weight 711**	20 g	25

EQUAL granular polymer, truck, bus

EQUAL granular polymer

- Dry granular polymer, developed for application in truck and bus tyres
- Works for the life of the tyre
- Less vibrations for a smoother ride
- Damped-down tyre movements reduce tread wear
- Longer tread life decreases costs per mile
- Continuous balance eliminates rebalancing
- Granules and material do not cause abrasion inside the tyre



For package sizes please refer to the Application Chart on page 377.

Ref. No.	Description	Weight	Content
750 2910	**EQUAL A**	12oz	1
750 2927	**EQUAL B**	10oz	1
750 2958	**EQUAL C**	8oz	1
750 2965	**EQUAL D**	6oz	1
750 2972	**EQUAL E**	4oz	1
750 2989	**EQUAL F**	3oz	1

EQUAL Filling devices and accessories

Ref. No.	Description	Content
750 3012	**EQUAL filling pump** • Filling pump for application of the product through the valve	
750 3029	**Valve extension, with filter** • Prevents contamination of the valve and leakage	
750 3036	**Valve extension - Nickel , with filter** • Prevents contamination of the valve and leakage	
	Accessories:	
750 3043	**Humidity filter block 50, 1/4"** • For normal quantities of air, e.g. tyre inflation and air buffer	
750 3050	**Spare filter** **For use with:** • Humidity filter block 50, 1/4" (566 0081)	2



750 3012



750 3043



7750 3050



750 3029
750 3036

Adhesive weights XACTBalance, car

- Tape-on balancing weight with dynamic properties
- Freely moving steel particles enclosed in a thermoplastic shell
- The adhesive allows repositioning during the balancing process
- Performs as mass balancer in static and dynamic mode with any balancing equipment
- Provides a more precise and longer lasting balance than traditional weights because the dynamic particles can adjust to changing driving conditions
- The dynamic filling breaks the frequencies caused by vibration, on which traditional balancing has no influence
- Environmentally friendly

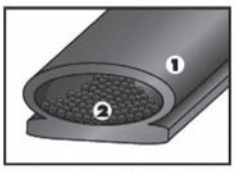

1. Flexible thermoplastic cartridge
2. Steel media that act as a balancer





Adhesive weights XACTBalance

PREMIUM-LINE

Ref. No.	Description	Weight	Size	Content
566 8400	XACTBalance	5 g	9.5 x 16 x 51 H x W x L mm	25
566 8410	XACTBalance	10 g	9.5 x 16 x 51 H x W x L mm	25
566 8420	XACTBalance	15 g	9.5 x 16 x 64 H x W x L mm	25
566 8430	XACTBalance	20 g	9.5 x 16 x 76 H x W x L mm	25
566 8440	XACTBalance	25 g	9.5 x 16 x 102 H x W x L mm	25
566 8450	XACTBalance	30 g	9.5 x 16 x 102 H x W x L mm	25
566 8460	XACTBalance	35 g	9.5 x 16 x 140 H x W x L mm	25
566 8470	XACTBalance	40 g	9.5 x 16 x 165 H x W x L mm	25
566 8480	XACTBalance	45 g	9.5 x 16 x 165 H x W x L mm	25
566 8490	XACTBalance	50 g	9.5 x 16 x 190 H x W x L mm	25
566 8500	XACTBalance	55 g	9.5 x 16 x 216 H x W x L mm	25
566 8510	XACTBalance	60 g	9.5 x 16 x 216 H x W x L mm	25
566 8520	XACTBalance	65 g	9.5 x 16 x 241 H x W x L mm	25
566 8530	XACTBalance	70 g	9.5 x 16 x 267 H x W x L mm	25
566 8540	XACTBalance	75 g	9.5 x 16 x 292 H x W x L mm	25
566 8550	XACTBalance	80 g	9.5 x 16 x 292 H x W x L mm	25
566 8560	XACTBalance	85 g	9.5 x 16 x 305 H x W x L mm	25

Balance weights XACTBalance packages

Ref. No.	Description
566 8570	**XACTBalance package STANDARD** **Scope of delivery:** • 566 8400 10 XACTBalance 5 g • 566 8410 10 XACTBalance 10 g • 566 8420 20 XACTBalance 15 g • 566 8430 20 XACTBalance 20 g • 566 8440 20 XACTBalance 25 g • 566 8450 20 XACTBalance 30 g • 566 8460 20 XACTBalance 35 g • 566 8470 20 XACTBalance 40 g • 566 8480 20 XACTBalance 45 g • 566 8490 20 XACTBalance 50 g • 566 8500 20 XACTBalance 55 g • 566 8510 10 XACTBalance 60 g • 566 8520 10 XACTBalance 65 g • 566 8530 10 XACTBalance 70 g • 566 8540 10 XACTBalance 75 g • 566 8550 10 XACTBalance 80 g • 566 8560 10 XACTBalance 85 g • 566 8580 1 XACTBalance positioning tool • 566 8590 1 XACTBalance cleaner
566 8600	**XACTBalance Package MINI** **Scope of delivery:** • 566 8400 5 XACTBalance 5 g • 566 8410 5 XACTBalance 10 g • 566 8420 10 XACTBalance 15 g • 566 8430 10 XACTBalance 20 g • 566 8440 10 XACTBalance 25 g • 566 8450 10 XACTBalance 30 g • 566 8460 10 XACTBalance 35 g • 566 8470 10 XACTBalance 40 g • 566 8480 10 XACTBalance 45 g • 566 8490 10 XACTBalance 50 g • 566 8500 10 XACTBalance 55 g • 566 8510 5 XACTBalance 60 g • 566 8520 5 XACTBalance 65 g • 566 8530 5 XACTBalance 70 g • 566 8540 5 XACTBalance 75 g • 566 8550 5 XACTBalance 80 g • 566 8560 5 XACTBalance 85 g • 566 8580 1 XACTBalance positioning tool • 566 8590 1 XACTBalance cleaner



E

Accessories – Balance weights XACTBalance

Ref. No.	Description	Content
566 8580	**XACTBalance positioning tool** • Makes it possible to position XACTBalance weights parallel to the edge of the rim	
566 8590	**XACTBalance cleaner** • Highly efficient rim cleaner • Environmentally friendly • Avoids corrosion • Leaves no residue	950 ml



566 8580



566 8590

Balance weight tools



750 2903

Balance weight pliers

- For mounting, removing and relocating balance weights on the rim
- For expanding and compressing of clips

Ref. No.	Description
750 2903	**Balance weight pliers**



565 4468

Adhesive balance weight remover

Ref. No.	Description
565 4468	**Adhesive balance weight remover** • For easy removal of adhesive weights without damage to the rim



565 0943

Clip remover type 331/43

- For fitting/removal of balance weights with separate clip

Ref. No.	Description
565 0943	**Clip remover 331/43**

Chemical products, safety at work

Protecting, cleaning and caring ..... 160 – 163
Mounting/Demounting ..... 164 – 168
Leak detector 169
Tyre sealants 169
Tyre paint 172
Workshop Products 173
Car care 174
Safety protection aids 175
Roadside/workshop safety 176
Workshop cleaning products 177
Workshop cleaning tools and accessories 177
Car service interior protection 179
Oil dispensing aids 179
Hand protection 180
Winter products ..... 181 – 182

F

Outstanding products



Hand Cleaner SUPER **Page 160**



MONT 2000 **Page 166**



TT SEAL MOBILE KIT **Page 171**

Protecting, cleaning and caring

Hand Cleaner SOFT



593 0498



593 0450

- Contains vegetable oils
- Without additional solvents
- Extremely mild and gentle to the skin
- Does not clog drains or outlets
- Alkali-free and adapted to the pH of the skin
- With citric acid to preserve the skins natural resistance
- Extremely economical (approx. 2 grams are enough)

Ref. No.	Description	Units	Content
593 0498	**Hand Cleaner SOFT**	1 or 12	500 ml plastic can
593 0450	**Hand Cleaner SOFT**	1 or 33	11 l bucket

Hand Cleaner SUPER



593 0443



593 0467

- With orange fragrance, removes even the toughest dirt such as soot, paint, printing ink, tar, bitumen, underseal etc.
- Hand Cleaner SUPER cleans down to the pores, is easy to rinse off, does not contain sand and therefore will not clog drains or outlets

Ref. No.	Description	Units	Content
593 0443	**Hand Cleaner SUPER**	1 or 33	11 l bucket
	Accessories:		
593 0467	**Hand Cleaner dispenser**		

Hand Cleaner TOP CLEAN



593 2001



593 2018



593 2063

- Efficient, cream formula hand cleaner which does not attack the skin
- Removes toughest soiling such as oil, grease, tar, resin, paint etc.
- Cleans with mild ingredients and very fine abrasive materials with no organic solvents
- Contains no sand and therefore does not clog outlets or drains
- Over 90 % of the ingredients are biodegradable

Ref. No.	Description	Units	Content
593 2001	**Hand Cleaner TOP CLEAN**		250 ml tube
593 2018	**Hand Cleaner TOP CLEAN**	1 or 8	5 l bucket
593 2025	**Hand Cleaner TOP CLEAN**	1 or 33	10 l bucket
	Accessories:		
593 2063	**Dispenser TOP CLEAN**		

Hand protection

- Swarfega Power is a heavy duty hand cleanser containing non-abrasive and biodegradable cornmeal scrub, with skin conditioners. Removes a wide range of deeply ingrained soilings.

Ref. No.	Description	Content
593 0405	**SWARFEGA Power**	4 litre



593 0405

- Naturally Powerful Swarfega Orange advanced formulation. Made from natural ingredients this hand cleaner will remove oil, grease and general soiling quickly.
- Solvent Free Swarfega Hand Cleaner. This solvent free cleaner will not dry out your skin. This creamy orange hand cleaner is perfumed and will leave your hands feeling fresh after each use. Even though this Swarfega hand cleaner contains micro-polymer granules which have scrubbing properties, the stubborn dirt will be removed without causing damage to the skin. Leaves hands feeling moisturised.

Ref. No.	Description	Content
593 0412	**SWARFEGA Orange**	4 litre



593 0412

Ref. No.	Description	Content
593 0395	**SWARFEGA 4000 Handwash Dispenser** • Designed to take 4Ltr cartridges. Easy to install and refill and vandalproof.	4 litre capacity



593 0395
(product may vary from image)

Hand cleaner

Ref. No.	Description	Content
596 6029	**SWARFEGA Original Smooth Gel Rapid - Squeezy**	300ml



596 6029

F

Hand Cleaner Orange



593 0086
593 0093
593 0100

- A ready to use natural solvent based heavy-duty skin cleanser with polythene granules for enhanced skin cleansing.

Key properties
- A water based blend of non-ionic surfactants, and natural solvents.
- Contains 'Polybeads'
- Designed for general use.
- Pleasant orange fragrance

Benefits
- Excellent removal of ingrained oil, grease and heavy soiling
- 'Polybeads' give a skin-friendly scrub ability to aid dirt removal
- Powerful cleaning performance yet gentle on the skin
- Easy to pump / dispense.
- Pleasant orange fragrance leaves hands smelling fresh & clean

Ref. No.	Description	Content
593 0086	**Hand Cleaner Orange**	3 litre
593 0093	**Cage Hand Cleaner Orange**	
593 0100	**Pump Hand Cleaner Orange**	

Swarfega Instant Foam



593 0058



593 0065

- Kills 99.99% of germs immediately
- Instant Action - Starts working immediately to rapidly kill bacteria, yeast and moulds
- Conditions - Contains conditioner to help prevent dryness and leave the skin feeling soft and smooth for an excellent after feel
- Quick Drying - Dries quickly with no need for rinsing or drying with towels
- Convenient - high viscosity gel spreads easily over the hands to achieve rapid disinfection of the skin
- Unperfumed - Contains no perfumes that can taint food
- Gel Formulation - Economical and convenient method of rapidly disinfecting clean skin
- Dermatologically Tested - Formula has been tested to prove it is non-irritant
- Full Microbial Testing - Tested to the highest European Standards for anti-microbial activity; proven to kill 99.999% (log 5 reduction) of food poisoning bacteria, yeast and moulds
- Mild Formula - contains glycerin and panthenol to soothe the skin and keep it moist and supple
- Alcohol Based Formula - Highly effective blend of ethanol and propanol for broad spectrum germicidal activity

Ref. No.	Description	Content
593 0058	**Swarfega Instant Foam**	1 litre
593 0065	**Swarfega Instant Foam dispenser**	1 litre

Deb Protect Barrier Cream



593 0388
(product may vary from image)



593 0371

- General purpose pre-work skin cream offering protection against both wet and dry soilings. Quickly absorbs into the skin to leave a non-greasy after feel. Silicone -free formula for safe use in paint shops. Convenient cartridge format to fit the Deb Protect dispenser.

Ref. No.	Description	Content
593 0371	**Deb Protect Barrier Cream**	1 Litre
593 0388	**Deb Protect Barrier Cream Dispenser**	

Hand protection

- Deb Proteks Wet is a pre-work cream for wet work. It is an ointment based product that is easily applied and quickly rubbed in leaving no greasy after-feel. Contains silicone which is a good water repellent, making it ideal for wet work situations.

Ref. No.	Description	Content
593 0371	**Deb Proteks Wet**	2.5 kg



593 0371

PRIME SHIELD

- PRIMESHIELD is an innovative product designed to replace latex gloves and associated hand cleaning products, protecting and replenishing working hands in the toughest of environments.

Ref. No.	Description	Content
593 0009	**Primeshield Liquid Glove**	100 ml
593 0016	**Primeshield Liquid Glove**	250 ml
593 0023	**Primeshield Liquid Glove**	500 ml



593 0009



Hand wipes

- Strong, portable and gentle on the skin
- Tough on grease and grime, inks paints, silicone, adhesives
- Sanitising Action
- Multi-purpose wipe. Quickly cleans hands without additional agents

Ref. No.	Description	Wipe Size	Wipes	Format
593 0770	**Hand wipes industrial**	30x25cm	150	bucket
593 0763	**Hand wipes abrasive heavy duty**	30x25cm	70	bucket



593 0770

Mounting/Demounting

- REMA TIP TOP offers mounting pastes and creams for mounting all types and sizes of tyres
- These mounting lubricants are developed in our own laboratories and tested in the field
- Specifically designed for the respective tyre fitting applications and conditions
- Developed to cater for different tools, equipment and tyre/rim assemblies, thus avoiding costly damage during the mounting process



593 0632

REMAXX UNIVERSAL

- Approved by MERCEDES-BENZ (trucks) and PORSCHE
- For fast, gentle and easy fitting and demounting of all standard tyre/rim combinations
- Non-spattering
- Chemically neutral with respect to rubber and metal
- Excellent lubrication for mounting and demounting operations = fewer injuries
- Promotes adhesion between rim and tyre, prevents tyre slippage

Ref. No.	Description	Content
593 0591	**REMAXX mounting paste UNIVERSAL**	1 kg bucket
593 0632	**REMAXX mounting paste UNIVERSAL**	5 kg bucket
593 1765	**REMAXX mounting paste UNIVERSAL BLACK**	5 kg bucket

F



593 0577

REMAXX SPORT

- Facilitates mounting and demounting of extremely wide tyres on standard tyre changers
- Increased lubrication at the beginning of the mounting operation
- Fast-drying and non-spattering

Ref. No.	Description	Content
593 0577	**REMAXX mounting paste SPORT**	3.5 kg bucket



596 6081

TYRE COMPOUND

- Can be used as a "flexible pump ring" for all tyre mounting operations
- Stiff paste with stable viscosity to seal the gap between tyre bead and rim edge

Ref. No.	Description	Content
596 6081	**TYRE COMPOUND**	10 kg bucket

REMAXX MONTSEAL

- Durably seals minor leaks where the bead is seated on the rim
- Proven tyre mounting paste with additional bead sealing properties
- Ideal for mounting retreads or tyres on old rims

Ref. No.	Description	Content
593 1332	**REMAXX mounting paste MONTSEAL**	5 kg bucket



593 1332

REMAXX TRUCK

- Developed for long sliding distances with high friction between tyres and rims, extreme mounting conditions etc.
- New, effective sliding coat
- Makes tyre mounting/demounting easier, thus reducing wear to the equipment
- Chemically neutral to rubber, steel and aluminium
- Economic usage

Caution:
Due to the high sliding effect not to be used for car or motorcycle tyres, tractor driving wheels, industrial or EM tyres with hose!

Ref. No.	Description	Content
593 0515	**REMAXX mounting cream TRUCK**	5 kg bucket



593 0515

REMAXX CREAM-W

- Higher viscosity combining the properties of a paste and a cream
- Application to the side wall of SE tyres ensures the turn-up effect

Ref. No.	Description	Content
593 0508	**REMAXX mounting CREAM-W**	5 kg bucket



593 0508

REMAXX CREAM-W-EM

- Mounting cream for large EM tyres
- Cream-type viscosity allows quick application to large areas
- Good mounting/demounting properties, stable viscosity

Ref. No.	Description	Content
593 0539	**REMAXX mounting CREAM-W-EM**	5 kg bucket



593 0539

REMAXX WAX-H



593 0553

- For all standard mounting applications on two-wheel vehicle and car tyres
- Becomes transparent when dry

Ref. No.	Description	Content
593 0553	**REMAXX mounting WAX-H**	5 kg bucket

REMAXX MONT 2000



593 1851

- For all standard mounting applications to car and truck tyres
- Cost-effective for big order quantities

Ref. No.	Description	Content
593 1851	**REMAXX mounting wax MONT 2000**	5 kg bucket

F

AEROWAX



593 2032

- Excellent lubrication
- Dries fast
- Reduces wear to wheels and tyre changers
- Easy demounting
- Economic usage
- Chemically neutral to rubber and metal

Ref. No.	Description	Content
593 2032	**AEROWAX**	5 kg bucket

Mounting Bead Grease

- Demounting-Fluid with excellent flow properties for demounting tyres which are stuck on their rims
- Demounted tyre stays completely serviceable
- REMA TIP TOP Demounting-Fluid does not attack the rubber structure of the beads
- Free from mineral oil
- Extremely economical

Caution:
Because of its high lubricating effect, Demounting-Fluid must not be used for mounting purposes. The tyre may slip off the rim when rolling!

Ref. No.	Description	Content
596 6098	**Mounting Bead Grease, soft**	5 kg
596 6060	**Mounting Bead Grease, hard**	5 kg
596 6149	**Mounting Bead Grease**	12.5 kg
596 6166	**Mounting Bead Grease, soft**	25 kg
596 6159	**Mounting Bead Grease**	180 kg

Tiger Grease - MICHELIN

- For all standard mounting applications on two-wheel vehicle and car tyres
- Becomes transparent when dry

Ref. No.	Description	Content
596 6067	Tiger Grease - MICHELIN	4 kg bucket



596 6067

Bead Paste - ECONOMY

- Tip Top Black Bead Paste may be used for mounting and demounting all types and sizes of tyres.
- Due to it's colour, it leaves no visible residue on the tyre after mounting.

Ref. No.	Description	Content
593 0546	Bead Paste - ECONOMY	5 kg
593 0044	Bead Paste - ECONOMY, Black	5 kg



593 0044

Wheel Seal - ECONOMY

- Creates an airtight seal on both alloy wheels and corroded steel rims.

Ref. No.	Description	Content
596 6077	Wheel Seal - ECONOMY	5 kg
596 6180	Wheel Seal - ECONOMY, Black	5 kg



596 6077

Mounting lubricant BIBUP

Ref. No.	Description	Content
222 0177	Mounting lubricant BIBUP	400 ml spray


222 0177

TIP TOP Liquid Bead Lubricant

- Formulated for the easy mounting of all tyre types.
- Dilutable.

Ref. No.	Description	Content
593 0663	TIP TOP Liquid Bead Lubricant	5 Litre
593 0670	TIP TOP Liquid Bead Lubricant	25 Litre



593 0663

F

REMAXX ANTI-GLISS LUBE



593 0072

- Bead bonding agent on resin base
- Applied with a brush to the cleaned rim seat and tyre bead before mounting
- Do not additionally use a mounting agent such as mounting paste or mounting fluid
- The tyre is then mounted within up to 30 minutes before REMAXX ANTI-GLISS LUBE dries, leaving a viscous bonding coat

Ref. No.	Description	Content
593 0072	**REMAXX ANTI-GLISS LUBE**	500 g tin

REMAXX LUBRICANT-SE



593 0397

- Liquid lubricant for easy mounting of SE and SIT tyres
- Effective, long-lasting gliding film
- Reduces the pressure required to mount the tyre

Ref. No.	Description	Content
593 0397	**REMAXX LUBRICANT-SE**	1 Litre

REMAXX Demounting-Fluid



593 5541

- Demounting-Fluid with excellent flow properties for demounting tyres which are stuck on their rims
- Demounted tyre stays completely serviceable
- REMA TIP TOP Demounting-Fluid does not attack the rubber structure of the beads
- Free from mineral oil
- Extremely economical

Caution:
Because of its high lubricating effect, Demounting-Fluid must not be used for mounting purposes. The tyre may slip off the rim when rolling!

Ref. No.	Description	Content
593 5541	**REMAXX Demounting-Fluid**	5 l can

Brushes for solutions



595 8360



593 0625



593 0618

Ref. No.	Description	Content
595 8360	**Mounting Paste Brush** • Car, Low Profile	1
593 0625	**Mounting Paste Brush** • Car	1
593 0618	**Mounting Paste Brush** • Truck	1

Leak detector

Leak Detector

- Clearly visible, high foam quality thanks to very stable, microporous foam
- Instantly shows up leakages up to a flow rate of 0.0015 cm^3/sec (even at a pressure of under 5 mbar)
- Detects the smallest leaks e.g. in gas and compressed air lines, pressurized tanks, pipes, valves and screw fittings
- Easy to use and reliable

Ref. No.	Description	Content
999 9442	**Leak Detector**	1 litre



999 9442

Tyre sealants

REMAXX BEAD SEALER

- Spreadable sealant for sealing leaks caused by ageing or wear on the beads
- Applied to the bead and bead seat before the tyre is inflated
- During inflation the solid matter contained in the solution is pressed into the uneven areas and seals them

Safety instruction:
- As REMAXX BEAD SEALER is flammable, do not use it to fill the tyre
- Also do not use it to seal larger bead injuries caused during tyre mounting, cuts extending to the fabric etc.

Ref. No.	Description	Content
593 0807	**REMAXX BEAD SEALER**	1 Litre



593 0807

BEAD SEALER

Ref. No.	Description	Content
593 0687	**BEAD SEALER**	1 Litre
593 0694	**BEAD SEALER**	946 ml



593 0694



593 1208

STS Tyre Sealant

- STS Tyre sealant seals major air loss around the beads and O'rings, conditions the innerliner and maintains the air pressure after punctures, all of which help to control costly downtime. STS seals punctures up to 3/16", prevents wheel and rim rusting and eases the detection of sealed holes to maintainance engineers. STS Tyre Seal offers proven protection from airloss for fleet tyres used in, Trucking, Construction, Logging, Mining, Farming, Sanitation, Lawn/Turf Care, Public Works and recreational vehicles.



593 1215

Ref. No.	Description	Content
593 1208	**STS Tyre Sealant**	20 litre
593 1215	**STS Tyre Sealant pump unit**	



593 1222

Tyre Sealant

Ref. No.	Description	Content
593 1222	**Tyre Sealant**	12 x 300 ml

F

Tyre sealant TT SEAL

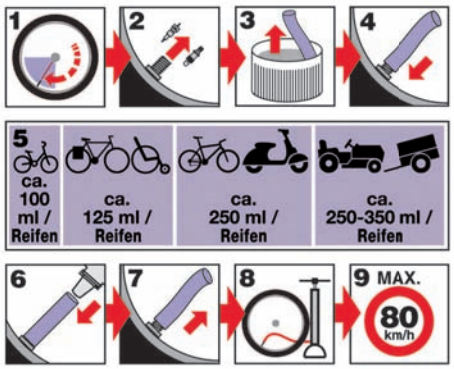

- Preventive tyre sealant for tube-type and tubeless tyres
- Helps to avoid costs arising from the break-down of expensive vehicles and machines
- Reduces the risk of tyre failures due to slow air loss, e.g. from smaller punctures
- Automatically seals smaller injuries
- Stays effective during the whole service life of a tyre
- Affects neither existing tyre repairs nor the repairability of a tyre
- Contains anti-corrosive agents for protection of rims and metal parts
- Free of CFC and aromatic compounds
- A detailed list of quantities required for each tyre sizes is enclosed

Caution: Approved for a maximum speed of 80 km/h





Ref. No.	Description	Content			
593 1239	**TT SEAL, in display box** **Scope of delivery:** • 1 Adapter tube	250 ml tube	•		•
593 2670	**TT SEAL** **Scope of delivery:** • 1 Adapter tube	1000 ml bottle			•

TT SEAL MOBILE KIT

- Complete puncture kit with OEM quality
- Time-saving and convenient sealing of minor injuries on car, SUV and OTR tyres
- Valve core does not have to be removed
- Simple and reliable operation by single button
- With illuminated pressure gauge and additional LED lamp to light up the work area
- Tyre repair possible, if considered feasible after inspection, because the water-based sealant can be washed off with water
- Shelf life of sealant: eight years

Caution: Maximum driving speed following temporary repair: 80 km/h

	593 1300
Length	3500 mm (Power cable); 700 mm (Filler tube)
Operating pressure	6 bar (Safety cut-off pressure 7 bar)
Electric power/connection	12 V
Size	254 x 100 x 188 W x D x H mm
Weight	2.2 kg

Ref. No.	Description	Content
593 1300	**TT SEAL MOBILE KIT** **Scope of delivery:** • 1 Integrated compressor 12 V • 1 Sealant bottle 700 ml • 1 Four-piece adapter set • 1 Protective soft bag	
593 1040	**Sealant bottle, with sealant**	700 ml
593 1285	**Valve adapter set** **Scope of delivery:** • 4 Different adapters	



593 1300



593 1040



593 1285

DRIVESAFE TYRE SEALANT

- DRIVESAFE TYRE SEALANT can be used pre puncture and post puncture.
- DRIVESAFE TYRE SEALANT is environmentally friendly, it is water soluble and can be washed out with just water
- This product is of a thicker viscosity designed to cling and stick to the inner tread area of the tyre so as a foreign object penetrates the tyre casing air pressure instantly forces the product into the puncture wound to give an effective seal enabling the machine to continue with his daily duties.

Ref. No.	Description	Content
593 1208	**DRIVESAFE TYRE SEALANT**	25 litre
593 1215	**DRIVESAFE TYRE SEALANT Pump Unit**	



593 1208



593 1215

F

Tyre paint

New Look Tire Paint Plus



593 0742

- Can be painted or sprayed onto retreaded tyres to give the appearance of a new tyre
- Water-based
- Dries quickly
- High solids content for excellent coverage - will not wash off in the rain
- Use less paint for coverage - get more tires painted per gallon
- Freeze-thaw stable
- Offers a matte finish identical to a new tire
- Not streaky or blotchy in appearance
- One 5 gallon pail paints roughly 225-250 tires
- One 55 gallon drum paints roughly 2500 tires

Ref. No.	Description	Content
593 0742	**New Look Tire Paint Plus**	18.39 litre

Spray bottles



593 1106

- For even distribution of liquids on surfaces

Ref. No.	Description	Content
593 1106	**Spray bottle** • For applying liquid bead lubricant for industrial tyres etc. • Not suitable for solvents	500 ml
593 1141	**Chemical Sprayer** • Ideal for use with brake cleaner- detergents- traffic film remover- penetrating oils and weed killer. Adjustable nozzle enables easy and direct application of liquid exactly where it is required. Robust composite construction with 1ltr capacity container.	1 litre



593 1141

F

Workshop Products

Oil Penoyl

- Penoyl is a multi-purpose release oil for seized or jammed parts. Harmless to metal, plastics and paintwork.

Ref. No.	Description	Content
222 0156	**Oil Penoyl spray**	400 ml spray



222 0156

Liquid Spanner

- This high quality release oil penetrates all seized parts caused by rust, corrossion, paint, scale or carbon. Liquid spanner is also a lubricant and displaces moisture which protects metal surfaces from further corrosion and scaling. Harmless to metal, plastics and paintwork.

Ref. No.	Description	Content
222 0149	**Liquid Spanner spray**	400 ml spray
222 0163	**Liquid Spanner**	5 litre



222 0149

Brake cleaner

Brake cleaner cleans all:
- Brake, clutch and gear parts
- Starter motors and alternators
- Carburettor, petrol pumps and engine parts
- Glass and metal surfaces before gluing

Application:
Apply/spray an ample amount of product on the part to be cleaned. Allow solvent to drip off or evaporate. Repeat on tough spots. Do not use on thermoplastics such as PVC, Perspex, polystyrene, rubber or painted surfaces.

Brake cleaner:
- Does not destroy polystyrene
- Does not contain chlorinated solvents and is listed with the Federal Ministry of the Environment
- Silicone/acetone-free

Ref. No.	Description	Content
222 0187	**Brake Cleaner**	400 ml spray
222 0194	**Brake Cleaner**	5 litre



222 0187

Copper grease

- Adhesive, all-purpose high temperature grease
- Especially suitable for components subject to high temperatures, e.g. disc brakes, brake cams and bolts, screwed connections, seals, flanges and dashboards
- Temperature application range from -30°C to +300°C
- Spray with environmentally friendly propellant

Ref. No.	Description	Content
593 0051	**Copper grease**	500 gm
593 0814	**Copper grease aerosol**	500 ml



593 0051

F

Oil



593 1113
(product may vary from image)

- An essential maintenance oil for all Air Tools, prevents rusting, lubricates and breaks down potentially harmfull deposits.

Ref. No.	Description	Content
999 9511	Oil Piston Compressor	1 litre
999 9497	Oil Air Tool	1 litre
999 9435	Oil Hydraulic	1 litre
999 9459	Oil Hydraulic	5 litre
999 9532	Oil Wheel Stud	1 litre
593 1113	Plastic bottle	1 litre

Car care

Ref. No.	Description	Content
893 0000	Wash n Wax 5ltr	5 litre
893 0000	Large Plastic Bucket	1
893 0014	Wash Sponge	1
893 0021	Microfiber Cloth	1
893 0028	Wash Brush Flexible	1
893 0035	Wash Mitt	1
893 0042	Power Chamois	1
893 0049	Brush for Alloy Wheels	1
593 0037	Water Fed Extendable Wash Brush	1

F

Upholstery cleaner



593 0144
(product may vary from image)

- Suitable for use on most interior upholstery and carpets.
- Removes ingrained dirt and stains from fabric, vinyl and leather upholstery.
- Suitable for use on all Colour Fast Upholstery trim.

Ref. No.	Description	Content
593 0144	Upholstery cleaner	400 ml aerosol

Wheel Brite



593 0175
(product may vary from image)

- A highly advanced synthetic detergent for the rapid cleaning of grease, oil and brake dust from all kinds of wheels.This complex foaming cleaner works quickly and efficiently on all metal and painted surfaces. As a powerful cleaner always test a small area first to ensure compatibility.

Ref. No.	Description	Content
593 0175	Wheel Brite	500 ml aerosol

Trim clean

- Removes even stubborn soilings such as nicotine residues and plasticisers
- Pleasant fragrance
- For gentle cleaning of interior trim.

Ref. No.	Description	Content
593 0182	**Trim clean**	500 ml



593 0182
(product may vary from image)

Foam Tyre Dressing

- A high quality, easy to use tyre dressing which restores a long lasting sheen to tyre walls. Simple one step application which requires no buffing.

Ref. No.	Description	Content
593 0189	**Foam Tyre Dressing**	500 ml aerosol



593 0189
(product may vary from image)

Safety protection aids

Safety spectacles

- Fully adjustable for height and temple length to guarantee a perfect fit
- Flexible, lightweight frame consists of a two-shot material and relieves all pressure points
- Feels like it is made-to-order and fits both men and women
- Cushioned temples also provide excellent non-slip function
- All lenses scratch-proof



873 4505
(product may vary from image)



873 4519

Ref. No.	Description	Content
873 4505	**Safety Goggles**	1
873 4519	**Safety Glasses**	1

Dust mask

- Moulded disposable mask without valve offering protection fom solid and liquid aerosol variants.

Ref. No.	Description	Content
873 4526	**Dust Mask FFP2**	20



873 4526



873 4512

Ear defender

- Noise in the workplace always has a performance-reducing effect, increases the frequency of mistakes and the risk of accidents, and is harmful to health owing to its damaging effect on hearing

Ref. No.	Description	Content
873 4512	Ear defender	1



873 4533

Supersoft EAR plugs (Supersoft)

- A soft tapered ear plug made from a slow-expanding environmentally friendly polyurethane foam material. Extremely comfortable to wear, the EARsoft offers some of the highest protection you can get from a ear plug.

Ref. No.	Description	Content
873 4533	Supersoft EAR plugs (Supersoft)	250



875 9174

Safety helmet

Ref. No.	Description	Content
875 9174	Safety helmet	1



870 4985

Striped tape

Ref. No.	Description	Content
870 4985	Striped tape, 50mm, yellow and black	1

Roadside/workshop safety

Safety Traffic Cone

Ref. No.	Description	Content
CONE001	Safety Traffic Cone 500mm high	1



CONE001



875 9181

Safety Cone Beacon

Ref. No.	Description	Content
875 9181	Safety Cone Beacon	1

Safety First Aid Kit

- Comprehensive kit, ideal for holiday use, sports and in the car. Supplied in pouch. Display packed.

Contents:

- 30 assorted sterile waterproof plasters
- 4 alcohol-free hygienic cleansing wipes
- 6 safety pins
- non-woven triangular bandage
- medium 12 x 12cm sterile dressing
- double-sided non-adherent absorbent dressing 5cm x 5cm
- conforming bandage 5cm x 4.5M
- crepe bandage 5cm x 4.5M
- 3M x 1.25cm microporous tape
- first aid scissors
- first aid administration guidance leaflet

Ref. No.	Description	Content
69295	Safety First Aid Kit	1



69295

Safety Fire Extinguisher Dry Powder

- Effective on petrol, oil, gas, paint, wood, solvents and electrical equipment. For use on class A, B and C fires, 8A/34B rating. Halon-free. Supplied with wall mounting bracket. Display carton.

Ref. No.	Description	Content
71407	Safety Fire Extinguisher Dry Powder	1 kg



71407

F

Workshop cleaning products

Workshop chemical cleaning products

Ref. No.	Description	Content
593 0209	Cleaner Floor Gel	5 litre
593 0365	Cleaner Multi Purpose spray	500 ml
593 0216	Cleaner Multi Purpose	5 litre
593 0223	Cleaner Glass	750 ml
593 0230	Toilet Cleaner	1 litre
593 0247	Toilet Soap	6
593 0358	Washing up liquid	1 litre

Workshop cleaning tools and accessories

Broom

Ref. No.	Description	Size
593 0278	Broom Head 12"	12”
593 0285	Broom Head 24"	24”
593 0292	Broom Handle 48"	48”

Workshop cleaning accessories

Ref. No.	Description	Content
593 0309	Mop Bucket Galvanised	1
593 0316	Mop Head & Handle	1
593 0037	Extendable Water Fed Wash Brush	1
593 0427	Toilet Brush & Holder	1
875 9195	Waste Bin	1
875 9188	Dust Pan & Brush	1



593 0195



593 0261

Paper towels. cloths and toilet roll

Ref. No.	Description	Content
593 0254	Toilet Rolls (Large Pack)	40
593 025 4	Toilet Rolls	2
593 0261	Hand Roll Blue	6
593 0351	Hand Roll Blue Centre Feed, 250x180mm. (400 sheets)	6
593 0202	Hand Roll Blue, Large 11"x16" 1000 sheet	1
593 0195	Blue Paper Dispenser	1
593 0002	Wiping Cloth	10 kg
593 0728	Stockinette, grade A	400g



593 0337

Refuse sacks

Ref. No.	Description	Size
593 0337	Refuse Sacks Heavy Duty 18x29x34	200



593 0268

Oil Spill Absorber Concentrated Isol8

- Need an economical, fast-acting, safe absorbent?Isol8 has been specifically developed to absorb spillages more quickly than all traditional absorbents.
- For use in garages, workshops, industrial plants, highways and all janitorial applications.
- Isol8 is the fastest and safest way to clean up a large range of hazardous spillages, including oil, brake fluid, greases, petrol, acids and paints.

Ref. No.	Description	Content
593 0268	Oil Spill Absorber Concentrated Isol8	1

Car service interior protection

Paper Foot Mats

- Paper Foot Mats are available to suit all usage rates and garage types. Paper foot mats approximately measure 375mm x 503mm.

- Disposable foot mats
- Economical to use
- Weight 95gsm
- Approx size 375mm x 503mm

Ref. No.	Description	Content
593 0344	Paper Foot Mats	250



593 0344

Dispenser Seat Cover

- Polythene disposable seat covers are packed in dispenser cartons of 100 these 10mu covers offer protection to the largest of car seats and head rests, they lap over the top and bottom. In it's centre fed pull out dispenser they are quick easy to use.

Ref. No.	Description	Content
593 0323	Dispenser Seat Cover	100



593 0323

F

Oil dispensing aids

Funnel with Flexi-Spout

- Polyethylene funnel resistant to oil, fuel and some acids.
- Features a removable flexible spout and side handle.
- Supplied with internal mesh filter.

Ref. No.	Description	Content
593 0079	Funnel with Flexi-Spout	1



593 0079

Oil measuring jug

- High density polyethelene. Resistant to diesel/petrol, oils and most acids. Flexible spout with carrying handle and screw top lid. Metric and US imperial graduations on jug body.

Ref. No.	Description	Size
593 1120	Oil Measuring Jug	1 litre
593 1127	Oil Measuring Jug	3 litre
593 1134	Oil Measuring Jug	5 litre



593 1120

Hand protection

Working gloves

• The best gloves for your protection!



875 9126M



875 9081



875 9127



875 9067



875 9039



875 9119



875 9140



875 9088
Grey/White



875 9095
Orange



875 9060
875 9032
Black

Ref. No.	Description	Colour	Size	Content
875 9126S	Gloves Latex	white	S	100
875 9126M	Gloves Latex	white	M	100
875 9126	Gloves Latex	white	L	100
875 9202	Gloves Latex	white	XL	100
875 9081	Gloves Latex Powder Free	white	L	100
875 9046	Gloves Latex Powder Free	white	XL	100
875 9127	Gloves Nitrile Disposable	blue	L	100
875 9134	Gloves Nitrile Disposable	blue	XL	100
875 9067	Glove Disposable Vynatrile - Powder free	black	XL	100
875 9039	Glove Disposable Vynatrile - Powder free	blue		100
875 9119	Gloves Working Leather	red/black	XL	1 pair
875 9140	Gloves Working Red PVC	red		1 pair
875 9088	Gloves Nitrotouch Nylon/Nitrile	grey	L	1 pair
875 9095	Gloves Mixed Fibre Shell Latex	orange	L	1 pair
875 9060	Glove PU Coated Nylon Black	black	M	1 pair
875 9074	Glove PU Coated Nylon Black	black	L	1 pair
875 9053	Glove PU Coated Nylon Black	black	XL	1 pair
875 9032	Glove PU Coated Nylon Black	black	XXL	1 pair

Winter products

ICE FREE

Not just another de-icer for frozen door locks:
- Prevents freezing for up to four weeks when used in a preventive manner
- The high-quality oil components act also as a lubricant for the mechanical parts of the door lock

Ref. No.	Description	Content
593 0106	ICE FREE	50 ml



593 0106

Snow and Ice Scraper

- Multi purpose ice scraper, windscreen cleaning blade and brush.

- 40mm 43 hole PP brush
- 90mm rubber blade and ice chisel
- Measurements: Length - 380mm (15") x Width - 140mm (5.5")

Ref. No.	Description
593 0113	Snow and Ice Scraper



593 0113

TIP TOP Plus snow socks



- TIP TOP Plus snow socks are a new anti-skid device for snow-clad or frozen roads. It is made of fabric and it guarantees high performances.

- TIP TOP Plus is approved by TÜV Osterreich and it complies with the rule Onorm V5121. This certification guarantees reliability and long-life.

- The anti-skid fabric enables TIP TOP Plus to have a great grip both on snow-clad and on frozen roads due to its particular structure and high-strength textile fibres.

- TIP TOP Plus is a device that can be easily set on to the driving wheels of any vehicle in order to get a better adhesive force on snow-clad or on frozen road surfaces.

- It is advisable to use it on snow-clad surfaces only, since driving on dry carriageways might negatively influence the vehicle's behaviour.

- SEE SIZE CHART ON NEXT PAGE

Ref. No.	Description	Type
592 9967	TIP TOP Plus snow socks	T01
592 9974	TIP TOP Plus snow socks	T02
592 9981	TIP TOP Plus snow socks	T03
592 9988	TIP TOP Plus snow socks	T04
592 9995	TIP TOP Plus snow socks	T05



592 9967

SIZE CHART - TIP TOP Plus snow socks

T01

Width	Profile	Dia
145		13
155	65	14
155	70	13
165	60	14
165	65	13
165	70	13
175	50	14
175	65	13
185	55	14
185	60	13
195	45	15
195	55	15

T02

Width	Profile	Dia
145		14
145	65	15
155		13
155		14
155	65	15
155	70	15
155	80	14
165		13
165	65	15
165	70	14
165	80	13
175	55	15
175	60	14
175	60	15
175	65	14
175	70	13
185	50	16
185	55	15
185	60	14
185	65	13
185	65	14
185	70	13
195	45	16
195	50	15
195	55	14
195	55	15
195	60	14
195	65	13
205	40	17
205	45	16
205	50	15
205	55	14
205	60	13
215	35	17
215	40	16

T03

Width	Profile	Dia
165		14
165	75	14
165	80	14
175		13
175		14
175	65	15
175	70	14
175	70	15
175	75	14
175	80	14
175	80	13
185	55	16
185	60	15
185	65	15
185	70	14
195	45	17
195	50	16
195	55	16
195	60	15
195	65	14
195	65	15
195	70	13
195	70	14
205	45	17
205	50	16
205	55	15
205	55	16
205	60	14
205	60	15
205	65	14
205	70	13
215	40	17
215	45	16
215	45	17
215	50	16
225	45	17
225	50	16
225	55	14
225	55	15
235	40	17

T04

Width	Profile	Dia
185		14
185		15
185	70	15
195		14
195	60	16
195	65	16
195	70	15
195	75	14
195	80	14
205	50	17
205	55	17
205	60	16
205	65	15
205	65	16
205	70	14
205	70	15
215	45	18
215	50	17
215	55	16
215	55	17
215	60	15
215	60	16
215	65	15
215	70	14
225	40	18
225	45	18
225	50	17
225	55	16
225	60	15
235	35	19
235	40	18
235	45	17
235	45	18
235	50	16
235	50	17
235	55	15
235	60	14
235	60	15
245	45	18

T05

Width	Profile	Dia
175	75	16
185		16
195		15
195		16
195	75	15
195	80	15
205	75	15
205	75	16
215	60	17
215	65	16
215	70	15
215	70	16
215	75	15
225	55	17
225	60	16
225	60	17
225	65	15
225	65	16
225	70	15
235	45	19
235	50	18
235	55	17
235	55	18
235	60	16

F

Tyre changers, mounting tools, mobile service

Tyre changers motorcycle 184
Tyre changers car ..... 185 – 205
Tyre changing line elements ..... 206 – 207
Tyre changers truck ..... 208 – 212
Industrial tyre changers ..... 213 – 217
Mobile Service, truck ..... 218 – 221
Mobile Service, industrial tyres 222

G

Outstanding products



PROMAXX 8240-2 LL **Page 189**



KENDO **Page 198**



PROMONT B 924 **Page 208**

Tyre changers motorcycle

PROMAXX MOTO

- Specifically developed for motorcycle, scooter, quad and ATV
- Space-saving design due to swivelling mounting column
- Adjustable swing arm
- Other voltages on request



Centering arbour on bead breaker and roller on mounting head not included in standard shipment

	PROMAXX MOTO
Outer clamping range	5 - 23 inch
Rim width	12 inch
Wheel dia.	1000 mm
Bead breaker opening	370 mm
Breaking force	750 kg
Electric power/connection	400/50/3 V/Hz/Ph
Power	0.4 kW
Operating pressure	8 - 10 bar
Sound level	< 70 dB
Size	1880 x 1110 x 1950 L x W x H mm
Weight	155 kg

Ref. No.	Description
	PROMAXX MOTO **Scope of delivery:** • 1 Mounting head • 1 Tyre lever • 1 Bead breaker • 4 Clamping jaws

Accessories – PROMAXX MOTO

Ref. No.	Description	Content
519 2941	**Set of plastic inserts left** **For use with:** • PROMAXX series	5
519 2942	**Set of plastis inserts right** **For use with:** • PROMAXX series	10
519 2946	**Special mounting head for scooters, quads & ATVs** **For use with:** • PROMAXX series	
519 2960	**Centering pin** **For use with:** • Bead breaker, PROMAXX MOTO	

Tyre changers car

PROMAXX 8150

- Cost-effective turntable machine for professional tyre fitting
- Ideal for smaller tyre services and garages
- Compact construction saves space
- Outer clamping up to 20"
- Self-centering chuck
- Powerful bead breaker arm, sensitive response
- Bead breaker shovel avoids damage to the tyre
- Adjustable swing arm
- Other voltages on request



	PROMAXX 8150
Inner clamping range	13 - 23 inch
Outer clamping range	10 - 20 inch
Rim width	12 inch
Wheel dia.	980 (39") mm
Bead breaker opening	320 mm
Breaking force	1500 kg
Rotating speed	7 rpm
Electric power/connection	230/50/1 V/Hz/Ph
Power	0.55 kW
Operating pressure	8 - 10 bar
Sound level	< 70 dB
Size	870 x 950 x 1950 L x W x H mm
Weight	196 kg

Ref. No.	Description
	PROMAXX 8150 **Scope of delivery:** • 1 Servicing unit • 1 User's manual • 1 Holder for mounting paste bucket • 1 Plastic protection for mounting head, clamping jaws and bead breaker • 1 Tyre lever

PROMAXX 8200

- Highly ergonomic turntable machine for professional tyre fitting
- Ideal for high throughput garages and tyre services
- Pneumatically operated tilt-back mounting column
- Mounting head locked pneumatically
- Compact construction saves space
- Self-centering chuck
- Powerful bead breaker arm, sensitive response
- Bead breaker shovel avoids damage to the tyre
- Retrofittable PROTEC device
- With accessories certified according to wdk guidelines
- Other voltages on request

Scope of delivery:
- 1 Servicing unit
- 1 User's manual
- 1 Holder for mounting paste bucket
- Plastic protection for mounting head, clamping jaws and bead breaker
- 1 Tyre lever



PROMAXX 8200-2,
PROMAXX 8200-2 FI

	PROMAXX 8200/FI	PROMAXX 8200-2/FI
Inner clamping range	13 - 23 inch	13 - 23 inch
Outer clamping range	10 - 20 inch	10 - 20 inch
Rim width	12 inch	12 inch
Wheel dia.	1040 mm	1040 mm
Bead breaker opening	320 mm	320 mm
Breaking force	1500 kg	1500 kg
Rotating speed	8.5 rpm	6 - 15 rpm
Electric power/ connection	400/50/3 V/Hz/Ph	230/50/1 V/Hz/Ph
Power	0.55 kW	0.75 kW
Operating pressure	8 - 10 bar	8 - 10 bar
Sound level	< 70 dB	< 70 dB
Size	1600 x 1080 x 1760 L x W x H mm	1600 x 1080 x 1760 L x W x H mm
Weight	260 kg	270 kg

Ref. No.	Description
	PROMAXX 8200
	PROMAXX 8200 FI • Inflator nozzles incorporated in turntable claws for quick inflation of tyre • Pedal-controlled, two-stage tyre inflation with built-in pressure gauge
	PROMAXX 8200-2 • Two rotation speeds, electronically controlled
	PROMAXX 8200-2 FI • Two rotation speeds • Inflator nozzles incorporated in the turntable claws for quick inflation of tyre • Pedal-controlled, two-stage tyre inflation with built-in pressure gauge

PROMAXX 8240

- Professional turntable machine for tyre fitters who demand the highest quality standards
- Ideal for high throughput garages and tyre services
- Clamping range up to 26"
- Requires little space thanks to compact construction and square turntable
- Pneumatically operated tilt-back mounting column
- Mounting head positioned and locked pneumatically
- Pedal-controlled tyre inflator with built-in pressure gauge
- Powerful bead breaker arm, sensitive response
- Bead breaker shovel avoids damage to the tyre
- Retrofittable PROTEC device
- With accessories certified according to wdk guidelines
- Other voltages on request

Scope of delivery:

- 1 Servicing unit
- 1 Pedal-controlled tyre inflator with integrated pressure gauge
- 1 Holder for mounting paste bucket
- Plastic protection for mounting head, clamping jaws and bead breaker
- 1 Tyre lever
- 1 PROTEC (only 519 016)

	PROMAXX 8240/FI/PLUS	PROMAXX 8240-2	PROMAXX 8240-2 FI	PROMAXX 8240-2 PLUS
Inner clamping range	13 - 26 inch	13 - 26 inch	13 - 26 inch	13 - 26 inch
Outer clamping range	10 - 24 inch	10 - 24 inch	10 - 24 inch	10 - 24 inch
Rim width	14 inch	14 inch	14 inch	14 inch
Wheel dia.	1040 mm	1040 mm	1040 mm	1040 mm
Bead breaker opening	410 mm	410 mm	410 mm	410 mm
Breaking force	1500 kg	1500 kg	1500 kg	1500 kg
Rotating speed	8.5 rpm	6 - 15 rpm	6 - 15 rpm	6 - 15 rpm
Electric power/ connection	400/50/3 V/Hz/Ph	230/50/1 V/Hz/Ph	230/50/1 V/Hz/Ph	230/50/1Ph V/Hz/Ph
Power	0.75 kW	0.75 kW	0.75 kW	0.75 kW
Operating pressure	8 - 10 bar	8 - 10 bar	8 - 10 bar	8 - 10 bar
Sound level	< 70 dB	< 70 dB	< 70 dB	< 70 dB
Size	1880 x 1110 x 1950 L x W x H mm	1880 x 1110 x 1950 L x W x H mm	1880 x 1110 x 1950 L x W x H mm	1880 x 1110 x 1950 L x W x H mm
Weight	274 kg	274 kg	288 kg	356 kg



PROMAXX 8240-2,
PROMAXX 8240-2 FI,
PROMAXX 8240-2 PLUS

G

PROMAXX 8240 – continued

Description
PROMAXX 8240
PROMAXX 8240 FI • Inflator nozzles incorporated in the turntable claws for quick inflation of tyre • Pedal-controlled, two-stage tyre inflation with built-in pressure gauge
PROMAXX 8240-2 • Two rotation speeds
PROMAXX 8240-2 FI • Two rotation speeds • Inflator nozzles incorporated in the turntable claws for quick inflation of tyre • Pedal-controlled, two-stage tyre inflation with built-in pressure gauge
PROMAXX 8240 PLUS
PROMAXX 8240-2 PLUS • Two rotation speeds

PROMAXX 8240-2 LL

- Professional turntable machine for tyre fitters who demand the highest quality standards
- Ideal for high throughput garages and tyre services
- Clamping range up to 26"
- Requires little space thanks to compact construction and square turntable
- Pneumatically operated tilt-back mounting column
- Mounting head positioned and locked pneumatically
- Pedal-controlled tyre inflator with built-in pressure gauge
- Powerful bead breaker arm, sensitive response
- Bead breaker shovel avoids damage to the tyre
- Retrofittable PROTEC device
- With accessories certified according to wdk guidelines
- Other voltages on request
- PROTEC device for leverless demounting

	PROMAXX 8240-2 LL
Inner clam-ping range	13 - 26 inch
Outer clam-ping range	10 - 24 inch
Rim width	14 inch
Wheel dia.	1040 mm
Bead breaker opening	410 mm
Breaking force	1500 kg
Rotating speed	6 - 15 rpm
Electric power/ connection	230/50/1 V/Hz/Ph
Power	0.75 kW
Operating pressure	8 - 10 bar
Sound level	< 70 dB
Size	1880 x 1110 x 1950 L x W x H mm
Weight	288 kg



Ref. No.	Description
	PROMAXX 8240-2 LL • Two rotation speeds • Inflator nozzles incorporated in the turntable claws for quick inflation of tyre • Pedal-controlled, two-stage tyre inflation with built-in pressure gauge

PROMAXX Assist arms



PROTEC





PROTEC 300

Ref. No.	Description	Content
	PROTEC • Sturdy, precision-manufactured demount/mounting system • Essential accessory for critical tyre/rim assemblies such as UHPs • Pneumatically adjustable and lockable bead pressure roller • Axially adjustable disc bead lifter • Support arm with quick-change device for different tools • Required for wdk certification **For use with** • PROMAXX 8200/8240 series from 2010	
519 0205	**PROTEC 300** • Sturdy, precision-manufactured demount/mounting system • Essential accessory for critical tyre/rim assemblies such as UHPs • Pneumatically adjustable and lockable bead pressure roller • Axially adjustable disc bead lifter • Support arm with quick-change device for different tools • Required for wdk certification **For use with** • PROMAXX 8200/8240 series from 2010	

Accessories – Tyre changers PROMAXX

Ref. No.	Description	Content
519 2940	**Jaw protector for alloys** **For use with:** • PROMAXX series	12
519 2941	**Set of plastic inserts left** **For use with:** • PROMAXX series	5
519 2942	**Set of plastis inserts right** **For use with:** • PROMAXX series	10
519 2943	**Set of bead breaker protectors** **For use with:** • PROMAXX series	6
519 2944	**Mounting head for protruding spokes** **For use with:** • PROMAXX series	
519 2945	**Set of plastic inserts** **For use with:** • PROMAXX series	10
519 2946	**Special mounting head for scooters, quads & ATVs** **For use with:** • PROMAXX series	
519 2947	**Bead breaker adapter** **For use with:** • Motorcycle, PROMAXX series	
519 2948	**Set of clamping jaw adapters, +4"** **For use with:** • PROMAXX series	1 set with 4 clamping jaws
519 2949	**Set of clamping jaw adapters, from 8"** **For use with:** • Scooters, quads, PROMAXX series	1 set with 4 clamping jaws
519 2950	**Set of motorcycle adapters** **For use with:** • PROMAXX series	1 set with 4 clamping jaws
519 2951	**Roller bed** **For use with:** • Bead breaker, PROMAXX series	
519 2952	**Stroke limiting device** • Required for wdk certification of PROMAXX 8200-2 (FI) **For use with:** • PROMAXX 8200-2 (519 0080), PROMAXX 8200-2 FI (519 0081)	
519 2960	**Centering pin** **For use with:** • Bead breaker, PROMAXX MOTO	
519 2961	**Bead pressing clamp** **For use with:** • Wheel diameters < 8", PROMAXX MOTO	
519 2962	**Bead breaker blade protector** **For use with:** • PROMAXX MOTO	6
519 0511	**wdk Kit PROMAXX** **For use with:** • PROMAXX 8200-2 (519 0080) • PROMAXX 8240-2 (519 0120) • PROMAXX 8240-2 FI (519 0140) • PROMAXX 8200-2 FI (519 0081) • PROMAXX 8240-2 PLUS (519 0130)	

CLASSIC PLUS



- Tyre changer with air or electric motor
- Further development of the CLASSIC model
- Pneumatically operated roller facilitates mounting/demounting operation by pressing the bead into the drop centre
- A bead guiding roller at the mounting head ensures safe gliding of the tyre bead under the mounting finger
- Free accessible tyre underside for easy application of the roller
- PLUS device assists mounting/demounting of RUN-FLAT tyres
- With accessories certified according to wdk guidelines
- Officially approved by Bridgestone for changing BSR tyres

Scope of delivery:

- 1 Servicing unit
- 1 Spare mounting head
- 1 Hand tyre inflator
- 1 Holder for tyre lubricant bucket
- 1 Tyre lever
- 4 Rubber-coated clamping jaws for outer clamping
- 1 Bead guiding roller

	CLASSIC PLUS	CLASSIC PLUS, FI	CLASSIC PLUS, ET	CLASSIC PLUS, ET FI
Inner clamping range	10 - 23 inch	10 - 23 inch	10 - 23 inch	10 - 23 inch
Outer clamping range	10 - 22 inch	10 - 22 inch	10 - 22 inch	10 - 22 inch
Rim width	max. 15 inch	max. 15 inch	max. 15 inch	max. 15 inch
Wheel dia.	max. 1020 mm	max. 1020 mm	max. 1020 mm	max. 1020 mm
Bead breaker opening	max. 430 mm	max. 430 mm	max. 430 mm	max. 430
Rotating speed	0 - 15 rpm	0 - 15 rpm	0 - 15 rpm	0 - 15 rpm
Operating pressure	10 bar	10 bar	10 bar	10 bar
Size	1250 x 1400 L x W mm	1250 x 1400 L x W mm	1250 x 1400	1250 x 1400 L x W mm
Electric power/ connection	air	air	230/50/1 V/Hz/Ph	230/50/1 V/Hz/Ph

Ref. No.	Description
	CLASSIC PLUS
	CLASSIC PLUS, FI
	CLASSIC PLUS, ET
	CLASSIC PLUS, ET FI
	Accessories:
518 0004	**PLUS device, with bead guiding roller** • For difficult mounting/demounting operations **For use with:** • CLASSIC • CLASSIC PLUS

AIRDRAULIC

- Tyre changer with air or electric motor
- Ideal for mounting/demounting the toughest new performance tyres and wheels (e.g. RUN-FLAT tyres)
- Inner clamping with rubber blocks (outer clamping for special rims)
- Clamping range can be extended with accessories
- Bead breaking by means of plastic rollers
- Mounting head made of special plastic
- Movable mounting arm allows greater flexibility for mounting/demounting ultra-low profile tyres
- Ergonomic and easy to operate
- Air motor for sliding torque (optimum use of motor power)
- Officially approved by Bridgestone for changing BSR tyres
- Recommended by tyre, rim and car manufacturers

Scope of delivery:

- 1 Accessories tray
- 1 Rim protector
- 1 Servicing unit
- 1 Spare mounting head
- 1 Tyre inflator
- 1 Holder for tyre lubricant bucket
- 1 Tyre lever
- 4 Rubber-coated clamping jaws for outer clamping



	AIRDRAULIC	AIRDRAULIC, FI	AIRDRAULIC, ET	AIRDRAULIC, ET FI
Clamping range	10 - 22 inch	10 - 22 inch	10 - 22 inch	10 - 22 inch
Breaking dia.	max. 20 inch	max. 20 inch	max. 20 inch	max. 20 inch
Rim width	max. 15 inch	max. 15 inch	max. 15 inch	max. 15 inch
Wheel dia.	max. 1020 mm	max. 1020 mm	max. 1020 mm	max. 1020 mm
Bead breaking range	0 - 490 mm	0 - 490 mm	0 - 490 mm	0 - 490 mm
Bead breaking force, per roller	2000 kg	2000 kg	2000 kg	2000 kg
Rotating speed	0 - 15 rpm	0 - 15 rpm	0 - 15 rpm	0 - 15 rpm
Operating pressure	10 bar	10 bar	10 bar	10 bar
Size	1250 x 1300 L x W mm	1250 x 1300 L x W mm	1250 x 1300 L x W mm	1250 x 1300 L x W mm
Electric power/ connection	air	air	230/50/1 V/Hz/Ph	230/50/1 V/Hz/Ph

Ref. No.	Description
	AIRDRAULIC
	AIRDRAULIC, FI
	AIRDRAULIC, ET
	AIRDRAULIC, ET FI



AIRCOMBI

- Tyre changer with air motor or electric motor
- Ideal for mounting/demounting the toughest new performance tyres and wheels (e.g. RUN-FLAT tyres)
- Ergonomic and easy to operate
- Inner clamping with rubber blocks
- Clamping range can be extended with accessories
- Outer clamping with rubber coated clamping jaws
- Bead breaking by means of plastic rollers, plastic mounting head
- Movable mounting arm for greater flexibility
- Air motor for sliding torque (optimum use of motor power)
- With lateral bead breaker for optional mounting/demounting of motorcycle tyres
- Officially approved by Bridgestone for changing BSR tyres

Scope of delivery:

- 1 Accessories tray
- 1 Rim protector
- 1 Servicing unit
- 1 Spare mounting head
- 1 Tyre inflator
- 1 Holder for tyre lubricant bucket
- 1 Tyre lever
- 4 Rubber-coated clamping jaws for outer clamping

	AIRCOMBI	AIRCOMBI, FI	AIRCOMBI, ET	AIRCOMBI, ET FI
Clamping range	10 - 22 inch	10 - 22 inch	10 - 22 inch	10 - 22 inch
Breaking dia.	max. 24 inch	max. 24 inch	max. 24 inch	max. 24 inch
Rim width	max. 15 inch	max. 15 inch	max. 15 inch	max. 15 inch
Wheel dia.	max. 1020 mm	max. 1020 mm	max. 1020 mm	max. 1020 mm
Bead breaking range	0 - 490 mm	0 - 490 mm	0 - 490 mm	0 - 490 mm
Bead breaking force, per roller	2000 kg	2000 kg	2000 kg	2000 kg
Rotating speed	0 - 15 rpm	0 - 15 rpm	0 - 15 rpm	0 - 15 rpm
Operating pressure	10 bar	10 bar	10 bar	10 bar
Size	1300 x 1300 L x W mm	1300 x 1300 L x W mm	1300 x 1300 L x W mm	1300 x 1300 L x W mm
Electric power/ connection	air	air	230/50/1 V/Hz/Ph	230/50/1 V/Hz/Ph

Ref. No.	Description
	AIRCOMBI
	AIRCOMBI, FI
	AIRCOMBI, ET
	AIRCOMBI, ET FI

Accessories – CLASSIC – AIRDRAULIC – AIRCOMBI


518 1040, 518 1030


519 7510


518 0640


518 0300


518 1100


518 0120


518 0130


518 0260


518 0270


518 0028


570 0140


518 0327


518 0389


518 0042


518 0035


518 0964


518 0310


570 0010


518 0437


518 0932


518 0070

Ref. No.	Description	Content
518 0060	**Mounting kit UHP** • For mounting and demounting UHP and RUN-FLAT tyres • For all AIRDRAULIC, AIRCOMBI and CLASSIC PLUS models • Meets wdk certification requirements **Scope of delivery:** • 518 0300 1 Mounting belt, for extreme wheels • 518 0028 1 Force multiplier • 518 0270 1 Wulstboy bead depressor with traction, 28" • 518 0341 1 Special tyre lever • 518 0396 1 Rim edge protection **For use with:** • AIRDRAULIC series • AIRCOMB series	
518 1040	**BSR KIT, with screw fitting** **For use with:** • Tyre changers with threaded spring plate • Tyre changers with quick coupling • AIRDRAULIC • AIRCOMBI	
518 1030	**BSR KIT, with quick coupling** **For use with:** • AIRDRAULIC • AIRCOMBI	
519 7500	**Clamping jaws, 4" - 10"**	1 set with 4 clamping jaws
519 7510	**Mounting tool, 5" - 10"**	

Accessories – CLASSIC – AIRDRAULIC – AIRCOMBI – continued

Ref. No.	Description	Wheel dia.	Wheel weight	Electric power/ connection
518 0640	**Wheel lift LIFT ONE** • The wheel is first raised vertically from the floor, then turned over into a horizontal position and perfectly aligning with the self-centering clamping device • All parts in contact with the rim and tyre are made of plastic or plastic coated • The rim is always loaded from the left side **For use with:** • CLASSIC PLUS series • AIRDRAULIC series • AIRCOMBI series	min. 600 mm	max. 60 kg	8 - 10 bar
518 0300	**Mounting belt, for extreme wheels** • The belt is tensioned by the rotation movement when the tyre is mounted and presses the bead by the special EH2 spacers of Wulstboy 28" into the drop base • This eases the bead at the traction point, avoiding damage • The belt is also suitable for matching on the rim • Can be retrofitted on some machines			
518 1100	**Air pressure multiplier** • Doubles the supply pressure for an optimum working pressure, but never exceeds 10 bar **For use with:** • All machines			
518 0120	**Bead breaker shovel protector** **For use with:** • PROMONT B 815 • PROMONT B 820 series • PROMONT B 822 series • PROMONT B 826 series			
518 0130	**Rim protector, 16"** **For use with:** • All machines			
518 0260	**Wulstboy bead depressor with traction, 22"** • Facilitates the mounting of difficult wheel-tyre assemblies • The shape of the first bead depressor has been improved in order to meet the requirements of RUN-FLAT and UHP tyre mounting • In addition, the central guide bar has been removed to ensure easy handling			

Ref. No.	Description	Content
518 0270	**Wulstboy bead depressor with traction, 28"** • Facilitates the mounting of difficult wheel-tyre assemblies • The shape of the first bead depressor has been improved in order to meet the requirements of RUN-FLAT and UHP tyre mounting • In addition, the central guide bar has been removed in order to ensure easy handling	
518 0028	**Force multiplier** **For use with:** • Difficult mounting/demounting operations	
570 0140	**Bead guiding roller** **For use with:** • AIRCOMBI (518 1530) • AIRCOMBI, FI (518 1540) • AIRCOMBI, ET (518 1550) • AIRCOMBI, ET FI (518 1560) • AIRDRAULIC (518 0200) • AIRDRAULIC, FI (518 0217) • AIRDRAULIC, ET FI (518 1580) • AIRDRAULIC, ET (518 1570) • CLASSIC PLUS, FI (518 0248) • CLASSIC PLUS (518 0231) • CLASSIC PLUS, ET (518 1590) • CLASSIC PLUS, ET FI (518 1600)	
518 0327	**Quick-change arm** **Scope of delivery:** • 518 0372 1 Holder • 518 0365 1 Bolt **For use with:** • Mounting head	
518 0389	**Matching device CLASSIC PLUS**	
518 0042	**24" kit EVO CLASSIC PLUS** **For use with:** • Machines from 1998	
518 0035	**24" kit EVO PROFI AIRDRAULIC** **For use with:** • Machines from 1998	
518 0964	**Motorcycle accessories package** **Scope of delivery:** • Set of clamping jaws • Support, rubber coated • Shovel top • Spacers **For use with:** • CLASSIC, AIRCOMBI from 2006 onwards	
518 0956	**Set of clamping jaws motorcycle**	1 set with 4 clamping jaws
518 0310	**Mounting head motorcycle**	
570 0010	**Plastic mounting head**	
518 0949	**22" clamping jaw EVO**	
518 0437	**22" clamping jaw**	1 set with 4 clamping jaws
518 0932	**Support plate, adjustable** • For resolving clamping problems with difficult mounting/demounting operations **For use with:** • AIRDRAULIC (518 0200) • AIRDRAULIC, FI (518 0217) • AIRDRAULIC, ET (518 1570) • AIRDRAULIC, ET FI (518 1580) • AIRCOMBI (518 1530) • AIRCOMBI, FI (518 1540) • AIRCOMBI, ET FI (518 1560) • AIRCOMBI, ET (518 1550) • CLASSIC PLUS, FI (518 0248) • CLASSIC PLUS (518 0231) • CLASSIC PLUS, ET (518 1590) • CLASSIC PLUS, ET FI (518 1600)	
518 0070	**Double holder** **For use with:** • Tyre lever	
	Spare parts:	
518 0994	**Plastic shoe** **For use with:** • PROMONT motorcycle accessories package (519 7949) • Motorcycle clamping jaw set (518 0956)	

KENDO

- Fully automatic, leverless tyre changer
- Specially shaped mounting head is applied directly at the rim flange with minimum strain on the tyre bead
- Simple and quick bead breaking by means of plastic rollers while the wheel is rotated
- Electric motor with inverter for stepless speed control
- Patented central clamping assembly
- Ergonomic control panel
- With accessories certified according to wdk guidelines
- Officially approved by Bridgestone for changing BSR tyres



	KENDO	KENDO FI
Clamping range	10 - 30 inch	10 - 30 inch
Wheel weight	max. 80 kg	max. 80 kg
Wheel width	max. 15 inch	max. 15 inch
Wheel dia.	max. 1140 mm	max. 1140 mm
Breaking force	1200 (per arm) kg	1200 (per arm) kg
Torque	120 Nm	120 Nm
Electric power/ connection	230/50/1 V/Hz/Ph	230/50/1 V/Hz/Ph
Power	0.75 - 2.25 kW	1.5 kW inverter supported by 0.75 kW motor
Operating pressure	8 - 10 bar	8 - 10 bar
Size	1090 x 1470 x 1735 W x D x H mm	1090 x 1470 x 1735 W x D x H mm
Weight	330 kg	330 kg

Ref. No.	Description
	KENDO • Tyre inflation controlled by pedal **Scope of delivery:** • 1 Upper mounting finger • 2 Bead breaker rollers • 1 Control panel • 1 28" Wulstboy bead depressor with traction • 1 Mini lever • 1 Guard for central clamping assembly
	KENDO FI • Fast inflation system • Pedal-operated, two-stage tyre inflation **Scope of delivery:** • 1 Upper mounting finger • 2 Bead breaker rollers • 1 Control panel • 1 28" Wulstboy bead depressor with traction • 1 Mini lever • 1 Protection for central clamping mechanism

Accessories – KENDO


518 0350


518 0580


518 0470


518 0550


518 0560


518 0570


518 0480


519 9550


519 9560


518 0490


518 0530


518 1080

Ref. No.	Description	Content
518 0350	**Mirror, with magnetic holder**	
518 0600	**Mounting head top, with removable plastic guard**	
518 0610	**Plastic guard** **For use with:** • Mounting head	50
518 0580	**Universal adapter** **For use with:** • Closed rims	
518 0470	**PAX kit** **For use with:** • AIKIDO, KENDO	
518 0550	**Protector for central clamping**	20
518 0560	**Cone protection**	
518 0570	**Traction pin protection**	
518 0480	**Rubber protection for reverse rims**	10
570 1220	**Traction pin extension** **For use with:** • AIKIDO, KENDO	
570 1210	**Traction pin head** **For use with:** • AIKIDO, KENDO	
518 1680	**Wheel lift** **For use with:** • KENDO series	
518 1700	**Pneumatic bead depressor** **For use with:** • KENDO series	

Accessories – KENDO – continued

Ref. No.	Description	Clamping range	Voltage	Size
519 9550	**Tyre bead heater incl. control unit** • For heating wide tyres, UHP and run flat tyres in accordance with wdk recommendations • Optimum heat transfer by patented, flexible heating technology for gentle heating of the tyre bead • Heating of bead for zero-damage fitting • Faster fitting saves time • Convenient one-button operation • Spring-steel inserts and two loop grips for easy insertion of the bead heating ring **Scope of delivery:** • 1 Bead heating ring 16" – 17" • 1 Control unit 220 V/50 W • 1 Mains cable 220 V • 1 User's manual • 1 Wall-mount kit	16 - 17 inch	220 V	22.5 x 12.5 x 11.5 L x W x H mm
519 9560	**Tyre-bead heating ring** **For use with:** • Tyre-bead heater • All standard tyres	18 - 19 inch		
518 0590	**Cone with spacer**			
518 0660	**Plastic protection for quick-locking system**			
518 0490	**Quick clamp device**			
518 0530	**Mounting belt** **For use with:** • Extreme wheels			
518 1080	**Mounting head, top**			

G



AIKIDO

- Leverless tyre changer - the professional machine for all high-performance applications
- Patented central clamping mechanism, patented mounting finger
- Intelligent electric motor – easy on the tyre bead while overcoming the traction point
- Fully automatic demounting of the lower bead
- Innovative operating console
- Two electronically controlled bead breaker rollers
- Rollers are positioned via laser direction pointer
- Bead breaking operation controlled by sensor with "auto touch" function
- With accessories certified according to wdk guidelines
- Officially approved by Bridgestone for changing BSR tyres

	AIKIDO	AIKIDO FI
Clamping range	10 - 34 inch	10 - 34 inch
Wheel weight	max. 80 kg	max. 80 kg
Wheel width	max. 15 inch	max. 15 inch
Wheel dia.	max. 1370 mm	max. 1370 mm
Breaking force	1200 (per arm) kg	
Torque	120 Nm	120 Nm
Electric power/ connection	230/50/1 V/Hz/Ph	230/50/1 V/Hz/Ph
Power	1.5 kW inverter supported by 0.75 kW motor	1.5 kW inverter supported by 0.75 kW motor
Operating pressure	8 - 10 bar	8 - 10 bar
Weight	370 kg	370 kg

Ref. No.	Description	Clamping range
	AIKIDO **Scope of delivery:** • 1 28" Wulstboy bead depressor with traction • 1 Mini lever • 1 Protection for central clamping mechanism	10 - 34 inch
	AIKIDO FI **Scope of delivery:** • 1 28" Wulstboy with traction • 1 Mini lever • 1 Protector for central clamping range	10 - 34 inch

Ref. No.	Description	Size	Voltage	Clamping range
	Accessories:			
519 9550	**Tyre bead heater incl. control unit** • For heating wide tyres, UHP and RUN-FLAT tyres in accordance with wdk recommendations • Optimum heat transfer by patented, flexible heating technology for gentle heating of the tyre bead • Heating of bead for zero-damage fitting • Faster fitting saves time • Convenient one-button operation • Spring-steel inserts and two loop grips for easy insertion of the bead heating ring **Scope of delivery:** • 1 Bead heating ring 16" – 17" • 1 Control unit 220 V/50 W • 1 Mains cable 220 V • 1 User's manual • 1 Wall-mount kit	22.5 x 12.5 x 11.5 L x W x H mm	220 V	16 - 17 inch
519 9560	**Tyre-bead heating ring** **For use with:** • Tyre-bead heater • All standard tyres			18 - 19 inch



519 9550



519 9560

G


518 0350


518 0490


518 0530


518 1080


518 1070




518 0540


518 0580


518 1110


518 0470


518 0550


518 0560


518 0570


518 0480

Accessories – AIKIDO

Ref. No.	Description	Content
519 8820	**Traction pin**	
518 0350	**Mirror, with magnetic holder**	
518 1170	**BSR extractor**	
519 8830	**Set of RUN-FLAT mounting foils**	50
518 0590	**Cone with spacer**	
518 0660	**Plastic protection for quick-locking system**	
518 1650	**Wheel lift** **For use with:** • AIKIDO series	
518 0490	**Quick clamp device**	
518 0530	**Mounting belt** **For use with:** • Extreme wheels	
518 1080	**Mounting head, top**	
518 0600	**Mounting head top, with removable plastic guard**	
518 1070	**Mounting head, bottom**	
518 0540	**Bead depressor, pneumatic**	
518 0580	**Universal adapter** **For use with:** • Closed rims	
518 1110	**BSR-Kit** **For use with:** • AIKIDO	
518 0470	**PAX kit** **For use with:** • AIKIDO • KENDO	
518 0550	**Protector for central clamping**	20
518 0560	**Cone protection**	
518 0570	**Traction pin protection**	
518 0480	**Rubber protection for reverse rims**	10
570 1200	**Cone, two-sided** **For use with:** • AIKIDO	
570 1210	**Traction pin head** **For use with:** • AIKIDO • KENDO	
570 1220	**Traction pin extension** **For use with:** • AIKIDO • KENDO	

Accessories – General

Ref. No.	Description	Length	Content
519 9560	**Tyre-bead heating ring, 18 - 19 inch** **For use with:** • Tyre-bead heater • All standard tyres		
518 0341	**Special tyre lever** **Scope of delivery:** • PVC protector		
519 8041	**Plastic protection, for tyre lever** **For use with:** • BUTLER special tyre lever	500 mm	
518 1020	**RimSled** • Mounting head insert for sensitive rims **For use with:** • CLASSIC PLUS series • AIRDRAULIC series • AIRCOMBI series		50
518 0396	**Rim edge protection**		3
518 0444	**WULST BOY, 22"** • Allows mounting difficult tyre/rim combinations without using a tyre lever		
519 8750	**WULST BOY, 28"** • Allows mounting difficult tyre/rim combinations without using a tyre lever		
518 0169	**Bead depressor** **For use with:** • Low-profile tyres		
518 0451	**Set of rollers** **For use with:** • Shovel-type bead breaking systems		
518 0406	**Shelf unit for accessories** **For use with:** • Fastening to a wall or fitting on a vertical tube		
518 0413	**Vertical tube** • For fitting two shelves		
518 0420	**Add-on support** **For use with:** • Mounting a vertical tube to PROMONT B 800/801/819		
	Spare parts:		
518 0994	**Plastic shoe** **For use with:** • PROMONT motorcycle accessories package (519 7949) • Motorcycle clamping jaw set (518 0956)		


519 9560


518 0341


519 8041


518 1020


518 0396


518 0444


519 8750


518 0169


518 0451


518 0406

Tyre changers, mounting tools, mobile service

Accessories – Recommended for mounting UHP and RUN-FLAT tyres



593 5640


595 8360


518 0932



518 1020


570 0140


518 1100


518 0130


518 0640

Ref. No.	Description	Content		
593 5640	**REMAXX mounting fluid, spray** **Scope of delivery:** • Cap with separate spray head and extension nozzle **For use with:** • Demounting operation on all tyres	400 ml	•	
595 8360	**Flat brush**			
593 0577	**REMAXX mounting paste SPORT**	3.5 kg bucket	•	•
	Accessories:			
518 0932	**Support plate, adjustable** • For resolving clamping problems with difficult mounting/demounting operations **For use with:** • AIRDRAULIC series • AIRCOMBI series • CLASSIC PLUS series			
518 1020	**RimSled** • Mounting head insert for sensitive rims **For use with:** • CLASSIC PLUS series • AIDRAULIC series • AIRCOMBI series	50		
570 0140	**Bead guiding roller** **For use with:** • CLASSIC PLUS series • AIDRAULIC series • AIRCOMBI series			
518 1100	**Air pressure multiplier** • Doubles the supply pressure for an optimum working pressure, but never exceeds 10 bar **For use with:** • All machines			
518 0130	**Rim protector, 16"** **For use with:** • All machines			
518 0640	**Wheel lift LIFT ONE** • The wheel is first raised vertically from the floor, then turned over into a horizontal position and perfectly aligning with the self-centering clamping device • All parts in contact with the rim and tyre are made of plastic or plastic coated • The rim is always loaded from the left side **For use with:** • CLASSIC PLUS series • AIDRAULIC series • AIRCOMBI series			
518 1680	**Wheel lift** **For use with:** • KENDO series			
518 1650	**Wheel lift** **For use with:** • AIKIDO series			

PAX mounting kits

Ref. No.	Description	Operating pressure	Weight	Size
	Accessories:			
519 7987	**PAX kit, clip version** **For use with:** • PROMONT PLUS series			
519 7781	**PAX kit, clip version** **For use with:** • AIRDRAULIC series			
519 7798	**PAX kit, clip version** **For use with:** • CLASSIC PLUS series			
518 0011	**PAX Orbiter** • For easy mounting/demounting of the supporting ring for PAX tyres	8 - 10 bar	45 kg	750 x 900 x 1310 L x W x H mm



519 7987



519 7781



518 0011

G

Tyre changing line elements

Tyre changing line elements

- Less effort, ergonomic
- Considerable plus in terms of safety
- Time savings of up to 30 %

We would be pleased to help you choose your individual combination of the following elements in a personal talk.
Please contact your REMA TIP TOP consultant!


518 9860


518 9841


518 9840


518 9821


518 9861


518 9862


518 9863


518 9870


518 9872


518 9971


518 9873


518 9890


518 9920

Ref. No.	Description	Operating pressure	Size	Lifting capacity	Lifting height
518 9860	**Bead breaking table BBRT 700** • Horizontal bead breaker for car and light commercial vehicle tyres • Perfect handling • Accurate bead breaking of soft tyres and RFT • Wheel turning plate for fast operation • Two height adjustments	10 bar	1300 x 780 x 1350 L x W x H mm		
518 9841	**Lifting plate** **For use with:** • Semi-automatic wheel lift BB 700 (518 9840)		400 x 380 x 530 L x W x H mm		
518 9840	**Semi-automatic wheel lift BB 700** • Pneumatic wheel lift for easy lifting of heavy wheels • Ideal in combination with bead breaking table BBRT 700	10 bar	1100 x 430 x 530 L x W x H mm	65 kg	700 mm
518 9821	**Vario lifting table VL 700** • Special design for REMA TIP TOP professional line (modified in an angle of 25°) • Versions available for all standard tyre changers	10 bar	700 x 1600 x 700 L x W x H mm	65 kg	480 mm

Tyre changing line elements – continued

Ref. No.	Description	Operating pressure	Size	Lifting capacity	Lifting height	Length
518 9861	**Magic Arm** • For non-contacting positioning of the bead-breaker arm on alloy wheels **For use with:** • Bead breaking table BBRT 700 (518 9860)					
518 9862	**Wheel turning plate, swinging support arm** **For use with:** • Bead breaking table BBRT 700 (518 9860)					
518 9863	**Tool shelf** **For use with:** • Bead breaking table BBRT 700 (518 9860)		180 x 200 x 540 L x W x H mm			
518 9870	**Safety inflation station IT 700** • Safe inflation of tyres in accordance with work-place safety requirements and European legislation **Scope of delivery:** • 1 Roller table 900 mm • 1 Digital inflator CI 5000, 7 bar • 1 Spring holder for air hose	10 bar	890 x 1020 x 1670 L x W x H mm		700 mm	
518 9872	**Extension table** • The last 2 rollers are in a drop of 35° **For use with:** • Safety inflation station IT 700 (518 9870)					500 mm
518 9871	**Extension table** **For use with:** • Safety inflation station IT 700 (518 9870)					600 mm
518 9971	**Roller table** • Can also be used separately					1500 mm
518 9873	**Omega Jet system 13" - 19"** • Safe and convenient system allowing fast inflation of tyres when the bead is not contacting the hump **Scope of delivery:** • 1 Tank • 1 Cable set • 1 Jet ring • 1 Lifting cylinder **For use with:** • Safety inflation station IT 700 (518 9870)					
518 9890	**Wheel centering lift WCL 700** • Special lift for "weightless" clamping of the wheel on the balancer • By a special procedure the lift takes up the weight of the wheel • This allows the operator to manually position the wheel at the required height without effort **Scope of delivery:** • 1 Lifting rail 1000 mm **For use with:** • All REMA TIP TOP wheel balancers	10 bar	680 x 1350 x 335 L x W x H mm	65 kg		
518 9920	**Inflation table**					1200 mm

Tyre changers truck

PROMONT B 924

- Mounting/demounting of light-truck/truck tubeless tyres on wide base rims and Unimog tyres on standard drop center rims
- Hydraulic rim centering, using the rim cen-
- Hydraulic height adjustment of the chuck and tool holder carriages with the mounting tools
- Bead breaking/demounting from wide base rims carried out by means of the rollers



	PROMONT B 924
Clamping range, rim central hole	145 - 290 mm
Wheel dia.	max. 1350 mm
Wheel width	max. 680 mm
Breaking force	2700 - 3200 kg
Electric power/connection	400 V
Operating pressure	160 bar
Size	2000 x 1500 L x W mm
Weight	450 kg

Ref. No.	Description
	PROMONT B 924 **Scope of delivery:** • 1 Tyre lever • 1 Bead holding clamp • 1 Aluminium ring, 22.5"

PROMAXX 9260

- Mounting and demounting of light truck/truck tyres on wide base rims, Unimog tyres on standard drop-centre rims, OTR tyres up to a max. diameter of 26" and width of 800 mm (31.5")
- Hydraulic rim clamping with four-part universal chuck
- Hydraulic height adjustment of the chuck and movement of the tool holder carriage
- Bead breaking/demounting from wide base rims carried out by means of the rollers
- Mounting and demounting of OTR tyres using mounting finger



	PROMAXX 9260
Clamping range	14 - 26 inch
Wheel width	800 mm
Wheel dia.	1600 mm
Wheel weight	600 kg
Hydraulic motor	1.1 kW
Electric power/connection	400/50/3 V/Hz/Ph
Operating pressure	150 bar
Breaking force	2700 - 3200 kg
Dia.	125 - 700 (rim central hole) mm
Speed	6.5 rpm
Size	1900 x 1500 x 1250 L x W x H mm
Weight	540 kg

Ref. No.	Description
	PROMAXX 9260 **Scope of delivery:** • 1 Tyre lever • 1 Bead holding clamp • 1 Adapter for alloy rims

PROMONT B 956

- Semi-automatic all-round machine for truck tyres as well as agricultural and EM tyres with an excellent price/performance ratio
- Fast working cycles by double speed rotation of the clamping device
- No manual adjustment of the mounting arm required up to a tyre width of 385 mm
- Clamping up to 38" without extension
- Innovative operating console (swivelling to 120°)
- Regulation of clamping force

	PROMONT B 956
Clamping range	12 - 56 inch
Wheel dia.	max. 2200 mm
Wheel width	max. 1100 mm
Wheel weight	max. 1500 kg
Torque	3700 Nm
Electric power/connection	400/50/- V/Hz/Ph
Power	1.5 - 2.2 kW
Speed	4.4/8.5 rpm
Operating pressure	160 bar
Size	2100 x 2200 x 1350 L x W x H mm
Weight	880 kg



Ref. No.	Description	
	PROMONT B 956-11 **Scope of delivery:** • 1 Tyre lever	• 1 Bead holding clamp

PROMONT B 957

- Professional all-round machine with highest efficiency for all existing tyres
- Can be used for wheel widths up to 1500 mm
- Fast working cycles by double speed rotation of the clamping device
- Electro-hydraulic positioning of the mounting arm
- Innovative operating console with joystick control and adjustable speed of operation
- 5-step clamping jaws allow clamping up to 46" without extension
- Regulation of clamping force

	PROMONT B 957
Clamping range	11 - 58 inch
Wheel dia.	max. 2420 mm
Wheel width	max. 1500 mm
Wheel weight	max. 1500 kg
Torque	4000 Nm
Electric power/connection	400/50/- V/Hz/Ph
Power	1.5 - 2.2 kW
Speed	3.4/6.7 rpm
Operating pressure	160 bar
Size	2700 x 1800 x 1920 L x W x H mm
Weight	1050 kg



Ref. No.	Description	
	PROMONT B 957-15 **Scope of delivery:** • 1 Tyre lever	• 1 Bead holding clamp

PROMONT B 958 GIGA



- Mounting and demounting of pneumatic tyres from 11" to 58"
- Ergonomic operating console
- Adjustable stand-by system
- Spindle with 80 mm minimum mounting capacity without the need for accessories
- No need for rotation of the mounting/ demounting tool thanks to exclusive "telescopic hook"
- Utmost precision and confidence due to constant overview of the output and hook
- The "Synodix" motion (patented) is a special movement of the bead breaking arm which saves both time and space
- Unique mounting head with 2 positions: for light-trucks/trucks and EM vehicles
- Extended range of use by 5-step holder configuration



	PROMONT B 958 GIGA	PROMONT B 958 GIGA swivel arm
Working range	11 - 58 inch	11 - 58 inch
Wheel dia.	max. 2700 mm	max. 2700 mm
Wheel width	max. 1500 mm	max. 1500 mm
Wheel weight	max. 2700 kg	max. 2700 kg
Breaking force	3600 kg	3600 kg
Torque	max. 6000 Nm	max. 6000 Nm
Electric power/ connection	380 - 420/50/3 V/Hz/Ph	380 - 420/50/3 V/Hz/Ph
Hydraulic motor	1.2 - 1.8 kW	1.2 - 1.8 kW
Size	2150 x 1900 x 1600 L x W x H mm	2150 x 1900 x 1600 L x W x H mm
Weight	1400 kg	1400 kg



Ref. No.	Description
	PROMONT B 958 GIGA, mobile operating console **Scope of delivery:** • 1 Tyre lever • 1 Bead holding clamp
	PROMONT B 958 GIGA, swivel arm **Scope of delivery:** • 1 Tyre lever • 1 Bead holding clamp

Accessories – Tyre changers truck



519 3606



570 0200



519 3479



519 3550



519 9500



519 9510



519 9480



519 9490

Ref. No.	Description
519 3383	**Plastic protection mounting head** **For use with:** • UNIMONT 16.5 - 24.5 EVO
519 3606	**Bead holding clamp** **For use with:** • Alloy rims, UNIMONT 16.5 - 24.5 EVO, PROMONT B 924/926/956/957/958
570 0200	**Special tyre lever for trucks** **For use with:** • UNIMONT 16.5 - 24.5 EVO, PROMONT B 924/956/957/958
519 3400	**Quick lock 22.5"** **For use with:** • Alloy rims • UNIMONT 16.5 - 24.5 EVO
519 3410	**Quick lock 22.5"** **For use with:** • Steel rims • UNIMONT 16.5 - 24.5 EVO
519 3330	**Tool holder, long** **For use with:** • Wide tyres • Standard tyres up to width 385 mm • UNIMONT 16.5 - 24.5 EVO
519 2770	**Alloy rim accessories** **For use with:** • NAVIGATOR EVO 01
519 3479	**Bead breaking plate** **For use with:** • Split (multi-piece) rims • PROMONT B 924
519 3550	**Clamp rings** **For use with:** • Alloy rims (rim hole dia. 17.5/19.5/22.5) • PROMONT B 924

Accessories – Tyre changers truck – continued

Ref. No.	Description	Content
519 3580	**Alloy rim protection, 22.5"** **For use with:** • PROMONT B 924	
519 3440	**Alloy rim accessories** **For use with:** • PROMONT R 926/B 956	
519 9500	**Set of alloy rings, white zinc-coated** • Simple system for clamping alloy truck and bus rims • Different rim sizes can be professionally clamped in a careful and time-saving manner • Prevents damage because there is no direct contact between the clamping jaw and rim **For use with:** • PROMONT R 926 • PROMONT B 956	4
519 9510	**Alloy ring 22.5", white zinc-coated** • Simple system for clamping alloy truck and bus rims • Prevents damage because there is no direct contact between the clamping jaw and rim **For use with:** • PROMONT R 926/B 956	
519 9470	**Clamping jaw extension** **For use with:** • PROMONT B 956	
519 9460	**Clamping jaw extension** **For use with:** • PROMONT B 952/957/958	
519 3596	**ALU clamping kit** **For use with:** • PROMONT B 958 GIGA	
519 9480	**Set of alloy rings, yellow zinc-coated** • Simple system for clamping alloy truck and bus rims • Different rim sizes can be professionally clamped in a careful and time-saving manner • Prevents damage because there is no direct contact between the clamping jaw and rim **For use with:** • PROMONT B 952/B 957/B 958	4
519 9490	**Alloy ring 22.5", yellow zinc-coated** • Simple system for clamping alloy truck and bus rims • Prevents damage because there is no direct contact between the clamping jaw and rim **For use with:** • PROMONT B 952/B 957/B 958	

Industrial tyre changers

SE-UNIMONT for industrial tyres

- Safe, quick and easy mounting/demounting even of difficult SE tyres and steel banded solids
- Mobile tool trolley (optional) for convenient and space-saving storage of all accessories
- Handling through top plate opening
- The machine works electro-hydraulically
- Swivelling, electric lifting device included in standard equipment



	SE-UNIMONT 8 - 15", 60 t	SE-UNIMONT 8 - 20", 60 t	SE-UNIMONT 8 - 20", 100 t	SE-UNIMONT 8 - 24", 180 t
SE tyres	max. 355/65-15 inch	12.00 - 20 inch	12.00 - 20 inch	16.00 - 24 inch
Breaking force	60 t	60 t	100 t	180 t
Electric power/connection	400 V	400 V	400 V	400 V
Operating pressure	200 bar	200 bar	315 bar	365 bar
Electric motor, fast gear	2.2 kW	2.2 kW	2.2 kW	2.2 kW
Post span	900 mm	1230 mm	1230 mm	1500 mm
Cylinder movement	500 mm	500 mm	500 mm	735 mm
Shipping weight	1000 kg	1120 kg	1350 kg	3000 - 4000 kg
Electric motor, standard model		4.0 kW	4.0 kW	4.0 kW
Floor recess				required

Ref. No.	Description
	SE-UNIMONT 8 - 15", 60 t
	SE-UNIMONT 8 - 20", 60 t
	SE-UNIMONT 8 - 20", 100 t
	SE-UNIMONT 8 - 24", 180 t

Tools for industrial tyres



519 1378

Ref. No.	Description	Content
	Accessories:	
519 1213	**Fast gear** **For use with:** • SE-UNIMONT 8 - 15"/8 - 20" (cannot be retrofitted)	
519 1299	**SE accessory set** **Scope of delivery:** • 5 Inserting rings • 3 Pressure plates • 4 Centering pins • 1 Spacer 8"/9" **For use with:** • SE-UNIMONT 8 - 15" 60 t • SE-UNIMONT 8 - 20" 60 t • SE-UNIMONT 8 - 20" 100 t • SE-UNIMONT 8 - 24" 180 t	
519 1378	**SE rim flange pressure plate, 15"** • Avoids deformation of rim discs with combi-ring (1-piece and 2-piece locking rings) **For use with:** • SE-UNIMONT 8 - 15" 60 t • SE-UNIMONT 8 - 20" 60 t • SE-UNIMONT 8 - 20" 100 t • SE-UNIMONT 8 - 24" 180 t	
519 1244	**SE rim flange pressure plate, 20"** • Adapter ring for SE pressure plate 20" **For use with:** • SE-UNIMONT 8 - 20" 60 t • SE-UNIMONT 8 - 20" 100 t • SE-UNIMONT 8 - 24" 180 t	
571 5077	**SE adapter ring, 24"/20"** **For use with:** • SE-UNIMONT 8 - 24" 180 t	
571 5084	**SE adapter ring, 24"/15"** **For use with:** • SE-UNIMONT 8 - 24" 180 t	
519 1354	**SE adapter ring, 20"/15"** **For use with:** • SE-UNIMONT 8 - 20" 60 t • SE-UNIMONT 8 - 20" 100 t	
571 5060	**SE pressure plate, 24"** **For use with:** • SE-UNIMONT 8 - 24" 180 t	
519 1361	**SE pressure plate, 20"** **For use with:** • SE-UNIMONT 8 - 20" 60 t • SE-UNIMONT 8 - 20" 100 t • SE-UNIMONT 8 - 24" 180 t	
519 1017	**SE flange ring pressure tool No. 1 - 8, 8 - 15"** • For easy demounting of the locking ring **For use with:** • SE-UNIMONT 8 - 15" 60 t • SE-UNIMONT 8 - 20" 60 t • SE-UNIMONT 8 - 20" 100 t • SE-UNIMONT 8 - 24" 180 t	8

Ref. No.	Description	Content
519 1024	**SE flange ring pressure tool No. 8a, 15"/16" (Japan tyres)** **For use with:** • SE-UNIMONT 8 - 15" 60 t • SE-UNIMONT 8 - 20" 60 t • SE-UNIMONT 8 - 20" 100 t • SE-UNIMONT 8 - 24" 180 t	
519 1330	**SE flange ring pressure tool No. 9, 20"** **For use with:** • SE-UNIMONT 8 - 20" 60 t • SE-UNIMONT 8 - 20" 100 t • SE-UNIMONT 8 - 24" 180 t	
519 1309	**SE mounting tool No. 1 - 8, 8 - 15"** • For pressing in the tapered rings **For use with:** • SE-UNIMONT 8 - 15" 60 t • SE-UNIMONT 8 - 20" 60 t • SE-UNIMONT 8 - 20" 100 t • SE-UNIMONT 8 - 24" 180 t	8
519 1347	**SE mounting tool No. 9, 20"** **For use with:** • SE-UNIMONT 8 - 20" 60 t • SE-UNIMONT 8 - 20" 100 t • SE-UNIMONT 8 - 24" 180 t	
519 1251	**SE mounting tool No. 9a, 20"** **For use with:** • Combi-rings • SE-UNIMONT 8 - 20" 60 t • SE-UNIMONT 8 - 20" 100 t • SE-UNIMONT 8 - 24" 180 t	
519 1220	**SE centering ring No. 1 - 8, 8 - 15"** **For use with:** • Precise mounting of SE tyres, e.g. CONTI SIT • SE-UNIMONT 8 - 15" 60 t • SE-UNIMONT 8 - 20" 60 t • SE-UNIMONT 8 - 20" 100 t • SE-UNIMONT 8 - 24" 180 t	8
519 1237	**SE centering ring No. 9, 20"** **For use with:** • SE-UNIMONT 8 - 20" 60 t • SE-UNIMONT 8 - 20" 100 t • SE-UNIMONT 8 - 24" 180 t	
519 1323	**SE demounting rings** **For use with:** • CONTI SIT, CM CLIP, VORWERK plus • SE-UNIMONT 8 - 15" 60 t • SE-UNIMONT 8 - 20" 60 t • SE-UNIMONT 8 - 20" 100 t • SE-UNIMONT 8 - 24" 180 t	
519 1055	**SIT demounting rings, plastic** **Scope of delivery:** • Workshop box **For use with:** • SE-UNIMONT 8 - 15" 60 t • SE-UNIMONT 8 - 20" 60 t • SE-UNIMONT 8 - 20" 100 t • SE-UNIMONT 8 - 24" 180 t	9

Tools for steel banded solids





519 1086

Ref. No.	Description	Height	Width	Content
	Accessories:			
519 1275	**Closure plate** **For use with:** • SE-UNIMONT 8 - 15" 60 t • SE-UNIMONT 8 - 20" 60 t			
519 1189	**Closure plate** **For use with:** • SE-UNIMONT 8 - 20" 100 t			
571 5091	**Closure plate** **For use with:** • SE-UNIMONT 8 - 24" 180 t			
519 1086	**Sliding carriage** **For use with:** • Closure plate • SE-UNIMONT 8 - 15" 60 t • SE-UNIMONT 8 - 20" 60 t • SE-UNIMONT 8 - 20" 100 t • SE-UNIMONT 8 - 24" 180 t			
519 1282	**Spacer** **For use with:** • Wheel bodies smaller than 200 mm • SE-UNIMONT 8 - 15" 60 t • SE-UNIMONT 8 - 20" 60 t • SE-UNIMONT 8 - 20" 100 t • SE-UNIMONT 8 - 24" 180 t	130 mm	99 mm	
519 1062	**Set of pressure plates No. 2 - 16** • For precise centering of the wheel body **For use with:** • SE-UNIMONT 8 - 15" 60 t • SE-UNIMONT 8 - 20" 60 t			15
519 1079	**Set of pressure plates No. 2 - 19** **For use with:** • SE-UNIMONT 8 - 20" 100 t			18

SIT rings

Ref. No.	Description
	Accessories:
519 0836	**SIT demounting ring No. 1**
519 0843	**SIT demounting ring No. 2**
519 0850	**SIT demounting ring No. 3**
519 0867	**SIT demounting ring No. 4**
519 0874	**SIT demounting ring No. 5**
519 0898	**SIT demounting ring No. 7**
519 0908	**SIT demounting ring No. 8**
519 0915	**SIT demounting ring No. 9**

Accessories – Industrial tyres and steel banded solids



593 0388



593 0120



593 0618



519 1385



593 0508

Ref. No.	Description	Length	Dia.	Length of handle	Content	
593 0388	**REMAXX Industrial tyre lubricant**				1 l bottle	•
593 0120	**Spray bottle** • For applying liquid bead lubricant for industrial tyres etc. • Not suitable for solvents				500 ml	
593 0618	**Special brush truck, short**		50 mm	300 mm		
	Accessories:					
519 1385	**SE tool trolley** • Mobile, space-saving and well-arranged (colour coded) storage of all SE tools					
519 1031	**SE tyre levers** **For use with:** • Professional mounting of SE tyres				2	
570 9300	**Mounting lever** **For use with:** • Ring rims with small diameter	300 mm				
570 9320	**Mounting lever** **For use with:** • Ring rims with small diameter	500 mm				
593 0508	**REMAXX mounting CREAM-W**				5 kg PE bucket	
593 1961	**Brush head**		50 mm			

Mobile Service, truck

UNIMONT 16.5 – 24.5 EVO mobile



- Easy-to-operate tyre changer for tubeless truck tyres, suitable for alloy rims
- Outside clamping of all tapered rims
- Pneumatic slide-in/slide-out module
- Gear motor rotates the wheel for bead depression, tyre beads are depressed and demounted simultaneously by breaking cylinder
- Gentle bead breaking ensured by mounting finger (mounting arm rotates)
- Now even more compact and lighter
- Ideal for vehicles up to 3.5 t

	UNIMONT 16.5 - 24.5 EVO, 230 V	UNIMONT 16.5 - 24.5 EVO, 400 V
Rim dia.	16.5 - 24.5 inch	16.5 - 24.5 inch
Centering by step-shaped chuck, central hole dia.	161/175/201/220/280 mm	161/175/201/220/280 mm
Attachment by 2 bolts each	M 18 - M 24, and by Quick lock (standard equipment) possible	M 18 - M 24, and by Quick lock (standard equipment) possible
Hole circle/No. of holes	205/6, 225/6, 245/6, 275/8, 285.7/10 (Volvo), 335/10	205/6, 225/6, 245/6, 275/8, 285.7/10 (Volvo), 335/10
Breaking cylinder, adjustable stroke	600 mm	600 mm
Cylinder movement, adjustable height	600 mm	600 mm
Torque	1270 Nm	1270 Nm
Speed	6.4 rpm	6.4 rpm
Electric power/ connection	230/50/1 V/Hz/Ph	400/50/3 V/Hz/Ph
Air consumption	1.04 l/min	1.04 l/min
Operating pressure	10 bar	10 bar
Power	1.5 (motor) kW	1.5 (motor) kW
Size	830 mm (cylinder movement) 1600 x 950 x 1210 mm L x W x H (telescopic frame run-in) 1600 x 950 x 1590 mm L x W x H (telescopic frame extended)	830 mm (cylinder movement) 1600 x 950 x 1210 mm L x W x H (telescopic frame run-in) 1600 x 950 x 1590 mm L x W x H (telescopic frame extended)

Ref. No.	Description
	UNIMONT 16.5 - 24.5 EVO, 230 V **Scope of delivery:** • 1 Tyre lever • 1 Telescopic slide, pneumatic • 1 Quick lock 22.5" for alloy rims • 1 Quick lock 22.5" for steel rims
	UNIMONT 16.5 - 24.5 EVO, 400 V **Scope of delivery:** • 1 Tyre lever • 1 Telescopic slide, pneumatic • 1 Quick lock 22.5" for alloy rims • 1 Quick lock 22.5" for steel rims

Mobile tyre changer module UNIMONT

- User-friendly, fully assembled module including tyre changer, compressed air supply and power supply
- External electric power supply possible
- Compressed air and electrical fusing/rotating field monitoring pre-installed
- Outside clamping of all tapered rims
- Pneumatic slide-in/slide-out module
- Gear motor rotates the wheel for bead depression, tyre beads are depressed and demounted simultaneously by breaking cylinder
- Gentle bead breaking ensured by mounting finger (mounting arm rotates)
- Now even more compact and lighter!
- Ideal for vehicles up to 3.5 t



	MTC module UNIMONT
Rim dia.	16.5 - 24.5 inch
Centering by step-shaped chuck, central hole dia.	161/175/201/220/280 mm
Attachment by 2 bolts each	M 18 - M 24, and by standard Quick lock possible
Hole circle/No. of holes	205/6, 225/6, 245/6, 275/8, 285.7/10 (Volvo), 335/10
Breaking cylinder, adjustable stroke	600 mm
Cylinder movement, adjustable height	600 mm
Torque	1270 Nm
Speed	6.4 rpm
Electric power/connection	400/50/3 V/Hz/Ph
Power	4.4/1.5 (motor) kW
Operating pressure	10 bar
Air consumption	1.043 l/min
Intake volume	1200 at 12 bar l/min
Effective flow rate	840 at 12 bar l/min
Tank capacity	90 l
Size	830 mm (cylinder movement) 1550 x 1240 x 1650 mm H x W x L
Weight	840 kg





Base not included in delivery

Ref. No.	Description	Weight
	Mobile tyre changer module UNIMONT, without base • Thanks to its unique folding mechanism the module passes easily through doors with an inside width of 1080 mm **Scope of delivery:** • 1 Mobile energy centre MEC-KUD diesel • 1 Truck tyre changer UNIMONT 16.5 - 24.5 EVO • 1 Retracting cable reel kit 230/400 V • 1 Installation/service frame incl. door contact switch and mounting support	840 kg
	Accessories:	
518 1290	**Base for tyre changer module**	
518 1260	**Fuel-filling set** **For use with:** • Mobile energy centre MEC-KUD	16 kg



518 1290

Mobile tyre changer module UNIMONT – continued



518 1320

Ref. No.	Description	Weight
518 1270	**Retracting hose reel kit** **For use with:** • Mobile energy centre MEC-KUD	38 kg
518 1280	**Protective grating** **For use with:** • Mobile tyre changer module UNIMONT	
518 1320	**Fastening set** **For use with:** • Mobile tyre changer module UNIMONT	

Mobile tyre changer module PROMAXX Mobile

- User-friendly, fully assembled module including tyre changer, compressed air supply and power supply
- pre-installed
- Hydraulic wheel clamping
- Ideal for vehicles up to 3.5 t

	MTC module PROMAXX Mobile
Rim dia.	13 - 26 inch
Wheel dia.	1300 mm
Wheel width	600 mm
Wheel weight	700 kg
Breaking force	2.5 t
Breaking cylinder, adjustable stroke	670 mm
Output power	13 kW (generator)
Intake volume	860 l/min
Effective flow rate	600 l/min
Operating pressure	10 bar
Tank capacity	120 l
Power	1.1 (rotation motor) kW
Electric power/connection	1 x 400/50/3 and 2 x 230/50/1 V/Hz/Ph
Size	1710 x 1100 x 1750 H x W x L mm
Weight	846 kg





Ref. No.	Description
	Mobile tyre changer module PROMAXX Mobile **Scope of delivery:** • 1 Mobile energy centre MEC-KUD diesel • 1 Truck tyre changer PROMAXX Mobile • 2 Hose reels • 1 Fuel can







Mobile Service, industrial tyres

Service trailer

- Flat trailer with an SE-UNIMONT tyre changer
- A tarp with oval eyelets or an awning frame with PVC awning are available as options
- A gasoline generator with an electric system is available on request
- Can also be equipped with tool shelves to keep all tools and accessories well and safely arranged

	SE-MOBIL flat trailer 8-15"	SE-MOBIL flat trailer 8-20"
Size	3990 x 2200 x 2900 with drawbar L x W x H mm 2400 x 2150 x 2350 awning inside L x W x H mm	4090 x 2300 x 3000 with drawbar L x W x H mm 2500 x 2250 x 2450 awning inside L x W x H mm

Ref. No.	Description
	SE-MOBIL flat trailer 8-15"
	SE-MOBIL flat trailer 8-20"
	Accessories:
519 1392	**SE tool shelve**

Wheel balancers, centering adapters, wheel washers

Wheel balancers car, light truck, motorcycle ..... 224 – 229

Wheel balancers truck ..... 230 – 231

On-car balancer 232

Adapters for cars, light trucks ..... 233 – 237

Adapters for trucks 237

Adapters for motorcycles, scooters, quads ..... 237 – 239

TURBO WASH ..... 240 – 242

Accessories – Wheel washers ..... 243 – 244

H

Outstanding products



PROBALANCE 7425 **Page 226**



PROBALANCE 7910 **Page 230**



TURBO WASH 2700 **Page 240**

Wheel balancers car, light truck, motorcycle



PROBALANCE 7310/7320

- Wheel balancer with digital display for car wheels
- Light truck and motorcycle equipment optional
- Optimisation and split programmes for hidden spoke placement
- A wheel guard is not compulsory (but available on request), as balancing speed is below 100 rpm

	PROBALANCE 7310	PROBALANCE 7320
Shaft dia.	40 mm	40 mm
Rim width	1.5 - 20 inch	1.5 - 20 inch
Rim dia.	10 - 26 inch	10 - 26 inch
Wheel width	max. 510 mm	max. 510 mm
Wheel dia.	max. 870 mm	max. 870 mm
Wheel weight	max. 75 kg	max. 70 kg
Measuring cycle	6 - 8 sec	6 - 8 sec
Speed	< 100 rpm	< 100 rpm
Electric power/ connection	115-230/50-60/1 V/Hz/Ph	115-230/50-60/1 V/Hz/Ph
Size	938 x 1222 (incl. wheel guard) L x W mm	938 x 1222 (incl. wheel guard) L x W mm
Weight	85 kg	86 kg

Ref. No.	Description
	PROBALANCE 7310 • Manual entry of wheel data via keypad • ALU-M programme for manual positioning of adhesive weights in the wheel bowl **Scope of delivery:** • 1 Quick nut with clamping hood • 3 Cones, 43 - 110 mm • 1 User's manual • 1 Rim width caliper
	PROBALANCE 7320 • Automatic entry of wheel data for distance and diameter by means of measuring arm • ALU-M programme is started automatically while wheel data are recorded, accelerating the workflow **Scope of delivery:** • 1 Quick nut with clamping hood • 3 Cones, 43 - 110 mm • 1 User's manual • 1 Rim width caliper
	Accessories:
518 7179	**Wheel guard type A** **For use with:** • Models up to serial number 5710
518 7170	**Wheel guard type B** **For use with:** • Models from serial number 5711

H

PROBALANCE 7415

- Professional car wheel balancer with digital display
- Very short "floor-to-floor" time thanks to premium ergonomic design and extremely fast operations
- Optional accessories for balancing light truck and motorcycle wheels
- Automatic entry of wheel data for distance and diameter by means of measuring arm
- The ALU-M programme is started automatically while wheel data are recorded, accelerating the workflow
- SPLIT programme for hidden weight placement without entry of the number of spokes
- Space-saving wheel guard for wall close placing



	PROBALANCE 7415 SONAR	PROBALANCE 7415 PSL
Shaft dia.	40 mm	40 mm
Rim width	1.5 - 20 inch	1.5 - 20 inch
Rim dia.	10 - 30 inch	10 - 30 inch
Wheel width	max. 510 mm	max. 510 mm
Wheel dia.	max. 1067 mm	max. 1067 mm
Wheel weight	max. 75 kg	max. 75 kg
Measuring cycle	6 sec	6 sec
Speed	< 100 rpm	< 100 rpm
Electric power/ connection	115-230/50-60/1 V/Hz/Ph	115-230/50-60/1 V/Hz/Ph
Size	1380 x 1165 L x W mm	1380 x 1165 L x W mm
Weight	120 kg	120 kg

Ref. No.	Description
	PROBALANCE 7415 SONAR • New: Programme for automatic approximation of wheel width • Manual flange with quick release nut • Pedal-operated brake **Scope of delivery:** • 1 Quick nut with clamping hood • 3 Cones, 43 - 110 mm • 1 User's manual • 1 Wheel guard • 1 Rim width caliper
	PROBALANCE 7415 PSL • Sonar system for fully automatic recording of wheel width • Laser pointer for fast positioning of weights in the rim • Pneumatic flange • Electro-magnetic wheel brake **Scope of delivery:** • 1 Pneumatic flange with clamping hood • 3 Cones, 43 - 110 mm • 1 User's manual • 1 Wheel guard



PROBALANCE 7425

- Professional car wheel balancer with 17" TFT monitor
- Very short "floor-to-floor" time thanks to premium ergonomic design and extremely fast operations
- Optional accessories for light truck and motorcycle wheels
- Automatic entry of wheel data for distance and diameter by means of measuring arm
- The ALU-M programme is started automatically while wheel data are recorded, accelerating the workflow
- SPLIT programme for hidden weight placement without entry of the number of spokes
- Space-saving wheel guard for wall close placing

	PROBALANCE 7425 SONAR	PROBALANCE 7425 PSL
Shaft dia.	40 mm	40 mm
Rim width	1.5 - 20 inch	1.5 - 20 inch
Rim dia.	10 - 30 inch	10 - 30 inch
Wheel width	max. 510 mm	max. 510 mm
Wheel dia.	max. 1067 mm	max. 1067 mm
Wheel weight	max. 75 kg	max. 75 kg
Measuring cycle	6 sec	6 sec
Speed	< 100	< 100
Electric power/ connection	115-230/50-60/1 V/Hz/Ph	115-230/50-60/1 V/Hz/Ph
Size	1380 x 1165 L x W mm	1380 x 1165 L x W mm
Weight	120 kg	120 kg

Ref. No.	Description
	PROBALANCE 7425 SONAR • New: Programme for automatic approximation of wheel width • Manual flange with quick nut • Pedal-operated brake • Sonar system can be retrofitted for fully automatic recording of wheel width **Scope of delivery:** • 1 Quick nut with clamping hood • 3 Cones, 43 - 110 mm • 1 User's manual • 1 Wheel guard • 1 Rim width caliper
	PROBALANCE 7425 PSL • Sonar system for fully automatic recording of wheel width • Laser pointer for fast positioning of weights in the rim • Pneumatic flange • Electro-magnetic wheel brake **Scope of delivery:** • 1 Pneumatic flange with clamping hood • 3 Cones, 43 - 110 mm • 1 User's manual • 1 Wheel guard

PROBALANCE NG

- Wheel balancing and diagnostic system
- Complete diagnosis takes only 6 seconds: measures wheel data, unbalance values (processing of optimal values), eccentricity of tyre, rim and wheel without manual intervention
- Automatic recommendation of appropriate optimisation procedure to minimize eccentricity
- Sonar system for fully automatic recording of wheel width
- Laser pointer for fast positioning of weights in the rim
- Pneumatic flange
- Electro-magnetic wheel brake
- Includes automatic Zero Weight wheel lift



	PROBALANCE 7425 SONAR
Shaft dia.	40 mm
Rim width	1.5 - 20 inch
Rim dia.	10 - 30 inch
Wheel width	max. 510 mm
Wheel dia.	max. 1067 mm
Wheel weight	max. 75 kg
Measuring cycle	6 sec
Speed	< 100
Electric power/ connection	115-230/50-60/1 V/Hz/Ph
Size	1380 x 1165 L x W mm
Weight	120 kg

Ref. No.	Description
	PROBALANCE NG • Reduced operational time (floor to floor) • Standard Zero weight automatic lift for easy use and best centering quality. • Standard printer for balancing certificates, A4 size • Balancing with automatic input of wheel dimensions • Numerous measurements are obtained simultaneously in a few seconds (6 seconds) • Optimal correction value (BPC, Best Possible Correction) and EWW (Effective Wheel Weight) to reduce residual vibrations to a minimum **Scope of delivery:** • 1 x Pneumatic flange with clamping hood • 3 x Cones, 43 - 110 mm • 1 x User's manual • 1 x Wheel guard

PROBALANCE 7120







- Hand-spin wheel balancer with digital display for car wheels
- Mobile solution
- Light truck and motorcycle equipment optional
- Manual entry of wheel data via keypad
- ALU-M programme for manual positioning of adhesive weights in the wheel bowl
- Optimisation and split programmes for hidden spoke placement
- A wheel guard is not necessary, as balancing speed is below 100 rpm
- Space-saving transport in mobile service vehicle by folding away the wheel shaft into the center
- External power supply with 12/24 V is possible

	PROBALANCE 7120
Shaft dia.	40 mm
Rim width	1.5 - 20 inch
Rim dia.	10 - 24 inch
Wheel width	max. 500 mm
Wheel dia.	max. 1067 mm
Wheel weight	max. 75 kg
Measuring cycle	6 - 8 sec
Speed	< 100 rpm
Electric power/connection	115-230/50-60/1 V/Hz/Ph
Size	500 x 841 L x W mm
Weight	80 kg

Ref. No.	Description
	PROBALANCE 7120 **Scope of delivery:** • 1 Quick nut with clamping hood • 3 Cones, 43 - 110 mm • 1 User's manual • 1 Caliper

H

PROBALANCE 740

- Hand-spin wheel balancer with digital display for car wheels
- Light truck and motorcycle equipment optional
- Manual entry of wheel data via keypad
- ALU-M programme for manual positioning of adhesive weights in the wheel bowl
- Optimisation and split programmes for hidden spoke placement
- A wheel guard is not necessary, as balancing speed is below 100 rpm
- Space-saving transport in mobile service vehicle
- Low weight, small dimensions
- External power supply with 12/24 V is possible



	PROBALANCE 740
Shaft dia.	40 mm
Rim width	1.5 - 20 inch
Rim dia.	10 - 24 inch
Wheel width	max. 500 mm
Wheel dia.	max. 1067 mm
Wheel weight	max. 75 kg
Measuring cycle	6 - 8 sec
Speed	< 100 rpm
Electric power/connection	115-230/50-60/1 V/Hz/Ph
Size	500 x 878 L x W mm
Weight	70 kg

Ref. No.	Description
	PROBALANCE 740 **Scope of delivery:** • 1 Quick nut with clamping hood • 3 Cones, 43 - 110 mm • 1 User's manual • 1 Rim width caliper

WHEEL LIFT PROBALANCE

- Separate wheel lift for heavy car and light truck wheels
- Finely adjustable pneumatic lift with integrated carriage
- Eases accurate centering and locking of the wheel



	WHEEL LIFT PROBALANCE
Lifting height	520 mm
Wheel weight	max. 80 kg
Operating pressure	6.5 bar
Size	815 x 250 x 110 L x W x H mm

Ref. No.	Description
	WHEEL LIFT PROBALANCE

Wheel balancers truck



PROBALANCE 7910

- Mobile hand-spin balancer for light commercial, truck, bus and passenger car wheels
- Manual entry of wheel data via keypad
- Manual wheel spinning by means of a handle with mechanical reduction gear to turn heavy vehicle wheels
- Wheel centering by means of spindle
- A wheel guard is not necessary, as balancing speed is below 100 rpm
- ALU-M programme for manual positioning of adhesive weights in the wheel bowl
- Optimisation and split programmes for hidden spoke placement
- External power supply with 12/24 V is possible



	PROBALANCE 7910
Shaft dia.	40 mm
Rim width	1.5 - 20 inch
Rim dia.	10 - 26.5 inch
Wheel dia.	max. 1300 mm
Loading capacity	250 kg
Wheel weight	max. 250 kg
Measuring cycle	8 - 20 sec
Speed	> 70 rpm
Electric power/connection	115-230/50-60/1 V/Hz/Ph
Size	875 x 1210 L x W mm
Weight	150 kg

Ref. No.	Description
	PROBALANCE 7910 **Scope of delivery:** • 1 Truck flange package • 1 5-arm clamping star • 1 4-arm clamping star • 1 Adapter flange • 5 Centering arbours • 5 Nuts • 1 Spacer G40 • 3 Cones, 43 - 69 mm, 60 - 81 mm, 79 - 110 mm • 1 Light truck cone, 97 - 170 mm • 1 Clamping nut • 1 Clamping hood • 1 Rim width caliper

H

PROBALANCE 792

- Mobile motor-driven balancer for truck, light commercial, bus and car wheels
- Automatic entry of wheel data for distance and diameter by means of measuring arm
- Manual entry of wheel width
- Manual position brake
- Pneumatic lift eases the centering and locking operation
- A wheel guard is not necessary, as balancing speed is below 100 rpm
- ALU-M programme for manual positioning of adhesive weights in the wheel bowl
- Optimisation and split programmes for hidden spoke placement



	PROBALANCE 792
Shaft dia.	40 mm
Rim width	1.5 - 20 inch
Rim dia.	10 - 28 inch
Wheel dia.	max. 1285 mm
Wheel weight	max. 200 kg
Loading capacity	250 (lift) kg
Measuring cycle	8 - 20 sec
Speed	< 100 rpm
Electric power/connection	115-230/50-60/1 V/Hz/Ph
Operating pressure	8 - 10 bar
Size	1200 x 1650 L x W mm
Weight	205 kg



Ref. No.	Description
	PROBALANCE 792 **Scope of delivery:** • Truck flange package • 1 5-arm clamping star • 1 4-arm clamping star • 1 Adapter flange • 5 Centering bolts • 5 Nuts • 1 Spacer G40 • 3 Cones, 43 - 69 mm; 60 - 81 mm; 79 - 110 mm • 1 Light truck cone, 97 - 170 mm • 1 Clamping nut • 1 Clamping hood • 1 Rim width caliper

On-car balancer

PROBALANCE 725



- On-car balancer for cars, light trucks, trucks and buses
- For balancing mounted wheels and their connected rotating components directly on the vehicle
- Suitable for all kinds of drive
- Imbalance is determined to +/- 1 gramme accuracy by means of an infrared measuring system
- Acceleration and deceleration of the wheel is achieved by a motor with two spin speeds
- Depending on the intended application, car or truck pick-ups can be used (not included in scope of delivery)



518 9177



518 9201

	PROBALANCE 725
Power	4 kW
Electric power/connection	230-400/50-60/- V/Hz/Ph
Accuracy	1 %
Speed	max. 140 km/h
Weight	about 100 kg

Ref. No.	Description	Loading capacity
	PROBALANCE 725	
	Accessories:	
518 9177	**Pick-up car**	700 kg
518 9201	**Pick-up truck**	6000 kg

H

Adapters for cars, light trucks

Adapters for cars, light trucks


518 6857, 518 6870


518 8910


518 8140


518 6240


518 6589


518 6455


518 6132


518 6170


518 8927


519 9950

Ref. No.	Description	Dia.	Hole circle/No. of holes
518 6857	**Stepped cone, 40 mm shaft**	56 - 66 - 71.5 mm	
518 6870	**Stepped cone BMW, 40 mm shaft**	57 - 72.5 - 74 mm	
518 8903	**J-cone, 40 mm shaft**	101 - 119 mm	
518 8910	**VL-cone, 40 mm shaft**	97 - 170 mm	
518 8140	**3-arm clamping star** **Scope of delivery:** • 1 Set of bolts		170/184.15/205/222.25/245 mm
518 6240	**Adapter plate light alloy rim RL 2, 40 mm shaft** **For use with:** • PROBALANCE		
518 6589	**Clamping hood light alloy rims, 40 mm shaft** **For use with:** • PRO-GRIP		
518 6455	**Quick nut, 40 x 4 mm shaft**		
518 6132	**Clamping hood PRO-GRIP, 40 mm shaft**		
518 6170	**DUO-Expert system case, 40 mm shaft**	54 - 75 mm	
	Accessories:		
518 8927	**Spacer G36** **For use with:** • VL-cone		
518 6250	**Spare rubber** **For use with:** • Adapter plate light alloy rims RL 2		
519 9950	**Caliper**		
518 7399	**Motorcycle extension**		

Flange plate adapters for cars, off-road vehicles

• Flange plate adapters are available with two bolt lengths



518 6125



518 8965



518 9036



518 6565

Ref. No.	Description	Bolt length	Clamping range	Pitch circle dia.
518 6125	**Universal flange UH 20/2, 3-4-5 hole** **For use with:** • PROBALANCE/PROBALANCE P/PROBALANCE PSL	68/86 mm	95 - 210 mm	
518 8958	**Flange plate adapter SR4, 4-hole** **For use with:** • PROBALANCE	68/86 mm		98 - 100 - 108 - 110 - 114.3 - 120 - 130 mm
518 8965	**Flange plate adapter SR5, 5-hole** **For use with:** • PROBALANCE	68/86 mm		100 - 108 - 112 - 114.3 - 120 - 139.7 - 160 mm
518 8972	**Flange plate adapter SR5/2, 5-hole** **For use with:** • PROBALANCE	68/86 mm		98 - 110 - 118 - 120.65 - 127 - 130 - 140 mm
518 9029	**Flange plate adapter SR-USA off-road, 3-4-5-6 hole** **For use with:** • PROBALANCE	50/80 mm		101.6 - 114.3 - 130 - 139.7 - 165.1 - 170 mm
518 8989	**Flange plate adapter SR4-SE2, 4-hole** **For use with:** • PROBALANCE P/PROBALANCE PSL	68/86 mm		98 - 100 - 108 - 110 - 114.3 - 120 - 130 mm
518 8996	**Flange plate adapter SR5-SE2, 5-hole** **For use with:** • PROBALANCE P/PROBALANCE PSL	68/86 mm		100 - 108 - 112 - 114.3 - 120 - 139.7 - 160 mm
518 9005	**Flange plate adapter SR5/2-SE2, 5-hole** **For use with:** • PROBALANCE P/PROBALANCE PSL	68/86 mm		98 - 110 - 118 - 120.65 - 127 - 130 - 140 mm
518 9036	**Flange plate adapter SR-USA-SE2 off-road, 3-4-5-6 hole** **For use with:** • PROBALANCE P/PROBALANCE PSL	50/80 mm		101.6 - 114.3 - 130 - 139.7 - 165.1 - 170 mm
	Accessories:			
518 6565	**Fix cones, M 10 x 1.25** **For use with:** • Universal flange			

Flange plate adapter sets for cars, off-road vehicles

• Suitable for centering almost any car or off-road wheel



518 8070, 518 8080



518 8090



518 8100

Ref. No.	Description	Colour
518 8070	**Flange plate adapter set PROBALANCE** **Scope of delivery:** • 4 Flange plates (types 4-, 5-, 6-, 7-hole) • 5 Sets of bolts • 2 Wall boards • 1 Alloy spacer (for off-road) • 1 Video CD • 4 95.25 - 98 - 100 - 101.6 - 108 - 114.3 - 170 - 7 x 150 mm • 5 98 - 108 - 110 - 115 - 120.65 - 135 - 154.95 mm • 5 100 - 112 - 114.3 - 120 - 127 - 130 - 139.7 - 150 - 150 - 165.1 mm • 3 98 - 112 - 114.3 - 115 - 127 - 135 - 6 x 139.7 - 4 x 165.1 mm	multicoloured
518 8080	**Flange plate adapter set PROBALANCE P** **Scope of delivery:** • 4 Flange plates (types 4-, 5-, 6-, 7-hole) • 5 Sets of bolts • 2 Wall boards • 1 Alloy spacer ring (for off-road) • 1 Video CD • 4 95.25 - 98 - 100 - 101.6 - 108 - 114.3 - 170 - 7 x 150 mm • 5 98 - 108 - 110 - 115 - 120.65 - 135 - 154.95 mm • 5 100 - 112 - 114.3 - 120 - 127 - 130 - 139.7 - 150 - 165.1 mm • 3 98 - 112 - 114.3 - 115 - 127 - 135 - 6 x 139.7 - 4 x 165.1 mm	multicoloured
518 8090	**Flange plate adapter set PROBALANCE** **Scope of delivery:** • 2 Flange plates (types 3(6)-, 5-hole) • 2 Sets of bolts • 1 Wall board • 1 Alloy spacer ring (for off-road) • 1 Video CD • 5 100 - 112 - 114.3 - 120 - 127 - 130 - 139.7 - 150 - 165.1 mm • 3 98 - 112 - 114.3 - 115 - 127 - 135 - 6 x 139.7 - 4 x 165.1 mm	multicoloured
518 8100	**Flange plate adapter set PROBALANCE P** **Scope of delivery:** • 2 Flange plates (types 3(6)-, 5-hole) • 2 Sets of bolts • 1 Wall board • 1 Alloy spacer ring (for off-road) • 1 Video CD • 5 100 - 112 - 114.3 - 120 - 127 - 130 - 139.7 - 150 - 165.1 mm • 3 98 - 112 - 114.3 - 115 - 127 - 135 - 6 x 139.7 - 4 x 165.1 mm	multicoloured

Flange plate adapters QuickPlate, cars, off-road vehicles

- For all 4-, 5- and 6-hole rims
- No time-consuming searching for suitable bolt hole circles
- Continuously adjustable to bolt-hole circles from 95 to 182 mm
- Various bolt heads available for the centering bolts


518 6000


518 6030


518 6010


518 6040


518 6020


518 6050


518 6060


518 6070

Ref. No.	Description	Bolt length	Pitch circle dia.	Length	Dia.
518 6000	**Flange plate adapter QuickPlate, 4-hole** **For use with:** • PROBALANCE	68/86 mm	98 - 182 mm, continuously adjustable		
518 6030	**Flange plate adapter QuickPlate P, 4-hole** **For use with:** • PROBALANCE P/PROBALANCE PSL	98 mm	98 - 182 mm, continuously adjustable		
518 6010	**Flange plate adapter QuickPlate, 5-hole** • Available with two bolt lengths **For use with:** • PROBALANCE	108/118 mm	98 - 182 mm, continuously adjustable		
518 6040	**Flange plate adapter QuickPlate P, 5-hole** • Available with two bolt lengths **For use with:** • PROBALANCE P/PROBALANCE PSL	108/118 mm	98 - 182 mm, continuously adjustable		
518 6020	**Flange plate adapter QuickPlate, 6-hole** **For use with:** • PROBALANCE	108 mm	98 - 182 mm, continuously adjustable		
518 6050	**Flange plate adapter QuickPlate P, 6-hole** **For use with:** • PROBALANCE P/PROBALANCE PSL	108 mm	98 - 182 mm, continuously adjustable		
	Accessories:				
518 6060	**Bolt head, Range-/Landrover** **For use with:** • QuickPlate			28 mm	34 mm
518 6070	**Bolt head, pointed cone** **For use with:** • QuickPlate			58 mm	19 mm

QuickPlate flange plate adapter sets for car, off-road vehicles

Ref. No.	Description
518 6100	**Flange plate adapter set QuickPlate, PROBALANCE** **Scope of delivery:** • 1 QuickPlate 4-hole • 1 QuickPlate 5-hole • 1 QuickPlate 6-hole • 1 Wall chart
518 6110	**Flange plate adapter set QuickPlate, PROBALANCE P** **Scope of delivery:** • 1 QuickPlate P 4-hole • 1 QuickPlate P 5-hole • 1 QuickPlate P 6-hole • 1 Wall chart



518 6100, 518 6110

Adapters for trucks

Adapters for trucks

	518 8140
Hole circle/No. of holes	170/184 - 15/205/222 - 25/245 mm



518 9450



518 8140

Ref. No.	Description
518 9450	**Truck adapter set ECO** **Scope of delivery:** • 1 Adapter (comp. No. GG 940010105) • 1 Cone IV, Ø 202/221 mm (Comp. No. 40FF43748) • 1 Cone V, Ø 281 mm (Comp. No. 40FF43747)
518 8140	**3-arm clamping star** **Scope of delivery:** • 1 Set of bolts

Adapters for motorcycles, scooters, quads

Adapters and Shafts

Ref. No.	Description
	Accessories:
518 6920	**Adapter for single-sided swing arm wheels** **For use with:** • PROBALANCE 7010 • PROBALANCE 7020
518 6930	**Motorcycle shaft, 12 mm** **For use with:** • PROBALANCE 7010 • PROBALANCE 7020
518 6900	**Motorcycle shaft, 15 mm** **For use with:** • PROBALANCE 7010 • PROBALANCE 7020
518 6910	**Set of centering sleeves** **For use with:** • PROBALANCE 7010 • PROBALANCE 7020

PRO BIKE II

- Motorcycle clamping devices for car wheel balancers
- For wheels from 10 inches in diameter
- Optimised connection to balancer
- Clamping of scooter wheels without additional jaws
- Optional centering sets
- No spacers required between centering sleeve and base plate
- Modular upgrading



518 6510, 518 6520

Ref. No.	Description
518 6510	**PRO BIKE II Eco** • Basic module to balance motorcycle wheels on a wheel balancer • Wall (adapter) board not included **Scope of delivery:** • 1 Base plate • 2 Centering cones, 15 - 30 mm • 1 Motorcycle shaft, 14 mm • 1 Pin spanner **For use with:** • PROBALANCE
518 6520	**PRO BIKE II Eco** • Basic module to balance motorcycle wheels on a wheel balancer • Wall (adapter) board not included **Scope of delivery:** • 1 Base plate • 2 Centering cones, 15 - 30 mm • 1 Motorcycle shaft, 14 mm • 1 Pin spanner **For use with:** • Conical shaft



518 6530, 518 6540

Ref. No.	Description
518 6530	**PRO BIKE II Standard** • Provides an excellent kit for balancing a great variety of motorcycle wheels **Scope of delivery:** • 1 Base plate • 1 Motorcycle shaft, 14 mm • 2 Centering cones, 15 - 30 mm • 16 Centering sleeves, 15 - 28 mm • 1 Quick-Fix, 14 mm • 1 Wall board Standard • 1 Pin spanner
518 6540	**PRO BIKE II Standard** • Provides an excellent kit for balancing a great variety of motorcycle wheels **Scope of delivery:** • 1 Base plate • 1 Motorcycle shaft, 14 mm • 2 Centering cones, 15 - 30 mm • 16 Centering sleeves, 15 - 28 mm • 1 Quick-Fix, 14 mm • 1 Wall board Standard • 1 Pin spanner **For use with:** • Conical shaft

Ref. No.	Description
518 6550	**PRO BIKE II Professional** • Upgrade of the PRO BIKE II Standard module • Offers the possibility to balance even more mono lever/ single sided motorcycle wheels **Scope of delivery:** • 1 Motorcycle shaft, 19 mm • 16 Centering sleeves, up to 35 mm • 7 Centering pieces for mono lever • 1 Quick-Fix, 19 mm • 1 Wall board Professional **For use with:** • PROBALANCE
518 6560	**PRO BIKE II Professional** • Upgrade for the PRO BIKE II Standard module • Offers the possibility to balance even more mono lever/ single sided motorcycle wheels **Scope of delivery:** • 1 Motorcycle shaft, 19 mm • 16 Centering sleeves, up to 35 mm • 7 Centering pieces for mono levers • 1 Quick-Fix, 19 mm • 1 Wall board Professional **For use with:** • Conical shaft
518 6570	**PRO BIKE II Expert** • For the expert in balancing motorcycle wheels • The additional motorcycle shafts included in this kit will give you perfect balancing results **Scope of delivery:** • 1 Hanging bracket for motorcycle shafts • 9 Motorcycle shafts 10, 12, 15, 16, 17, 20, 22, 25, 28 mm • 17 Further spacers of various lengths and sizes **For use with:** • PROBALANCE
518 6580	**PRO BIKE II Expert** • For the expert in balancing motorcycle wheels • The additional motorcycle shafts included in this kit will give you perfect balancing results **Scope of delivery:** • 1 Hanging bracket for motorcycle shafts • 9 Motorcycle shafts 10, 12, 15, 16, 17, 20, 22, 25, 28 mm • 17 Further spacers of various lengths and sizes **For use with:** • PROBALANCE



518 6550, 518 6560



518 6570 - 518 6580

PRO BIKE Quick-Fix

• This innovative unit considerably simplifies the clamping of motorcycle wheels on the balancer

Ref. No.	Description
518 6600	**PRO BIKE Quick-Fix, 14 mm** **For use with:** • All PRO BIKE motorcycle clamping devices
518 6610	**PRO BIKE Quick-Fix, 19 mm** **For use with:** • All PRO BIKE motorcycle clamping devices



518 6600, 518 6610

H

Wheel balancers, centering adapters, wheel washers

Centering cones XL



- Particularly scooters, but also some motorcycles (BUELL, DUCATI, MV AUGUSTA, SUZUKI), are equipped with wheels having a larger rim center hole

Ref. No.	Description	Shaft dia.	Clamping range
518 6650	**Centering cones XL**	14 mm	16 - 45 mm

Centering unit quad



- Special centering unit for quads, fun tourers and ATVs

Ref. No.	Description	Clamping range
518 6500	**Centering unit quad**	74 - 99.5 mm

TURBO WASH

TURBO WASH 2700



- High-quality and efficient wheel washer for steel and alloy wheels - saves time and labour costs
- Ideal for smaller to medium-size workshops and tyre services
- New nozzle geometry for improved cleaning results
- Four washing programmes
- Low water consumption thanks to closed water system
- Environmental friendly and careful cleaning method for rims

	518 4600
Wheel width	135 - 305 mm
Wheel dia.	560 - 800 mm
Wheel weight	max. 35 kg
Washing cycle	30/60/90/120 sec
Water volume	210 l
Pumping capacity	500 l/min
Power	6 kW
Electric power/connection	400/50/3 V/Hz/Ph 8 - 12 (air) bar
Operating pressure	3 bar
Fuse protection	16/20 slow-blow A
Quantity of granules	20 kg
Size	995 x 1109 x 1435 L x W x H mm
Weight	180 kg

Ref. No.	Description
518 4600	**TURBO WASH 2700**

TURBO WASH 3000

- Top-quality wheel washer for steel and alloy wheels
- Ideal for smaller to medium-size workshops and tyre services
- Dynamic spray arm pipe for efficient washing of aluminium wheels
- Four washing programmes
- Serial with heating element
- Environmental friendly and careful cleaning method for rims
- Low water consumption thanks to closed water system
- Permanent water supply and drainage is required for the clear rinsing system



	518 4646	518 4647
Wheel width	135 - 305 mm	135 - 305 mm
Wheel dia.	560 - 800 mm	560 - 800 mm
Wheel weight	up to 35 kg	up to 35 kg
Washing cycle	30/60/90/120 sec	30/60/90/120 sec
Water volume	300 l	300 l
Pumping capacity	500 l/min	500 l/min
Power	6 kW	6 kW
Electric power/ connection	400/50/3 V/Hz/Ph 8 - 12 (air) bar	400/50/3 V/Hz/Ph 8 - 12 (air) bar
Operating pressure	3 bar	3 bar
Fuse protection	16/20 slow-blow A	16/20 slow-blow A
Quantity of granules	25 kg	25 kg
Size	1213 x 933 x 1433 mm L x W x H	1213 x 933 x 1433 mm L x W x H
Weight	256 kg	256 kg

Ref. No.	Description
518 4646	**TURBO WASH 3000, with clear rinsing system**
518 4647	**TURBO WASH 3000, without clear rinsing system**

TURBO WASH 4000



- Top-quality wheel washer offers maximum operating convenience for steel and alloy wheels
- Ideal for medium-size to large tyre services
- Fully automatic wheel washing process - continuous feeding of the machine
- No manual loading/unloading needed
- Multiple wheel washing (up to 8 wheels); washing of single wheels possible
- Reduced labour costs – no delay
- Heating system and water purification system integrated as standard
- Efficient, environmentally friendly and careful cleaning method for all types of rims
- Low water consumption thanks to closed water system
- Permanent water supply and drainage is required for the clear rinsing system



	518 9500
Wheel width	135 - 350 mm
Wheel dia.	540 - 800 mm
Wheel weight	up to 45 kg
Washing cycle	30/60/90/120 sec
Water volume	300 l
Power	6 kW
Electric power/connection	400/50/3 V/Hz/Ph 8 - 16 (air) bar
Operating pressure	3 bar
Quantity of granules	25 kg
Height, opened lid	2360 mm
Size	1020 x 1570 x 1550 mm L x W x H
Weight	350 + 56 kg per wheel trolley

Ref. No.	Description
518 9500	**TURBO WASH 4000** **Scope of delivery:** • 2 Wheel trolleys

H

Accessories – Wheel washers

Accessories – TURBO WASH



518 4639, 518 5353



593 2520



518 4378



518 5402

Ref. No.	Description	Wheel width	Wheel weight	Content
518 9510	**TURBO WASH wheel trolley** **For use with:** • TURBO WASH 4000			
518 4639	**Granules** **For use with:** • TURBO WASH series			25 kg
518 5353	**Granules ECO** **For use with:** • TURBO WASH series			20 kg
593 2520	**Wheel washing detergent TW Super** • Environment-friendly and gentle to the rim • Only 150 grams of detergent required for one 300 litre wash cycle **For use with:** • TURBO WASH series			5 litres
518 4378	**RIM kit** **For use with:** • TURBO WASH 2500/3000			
518 4385	**Clear rinsing system** • Retrofittable from series 753 **For use with:** • TURBO WASH 3000			
518 5401	**Heating element** **For use with:** • TURBO WASH 2500/3000			
518 5402	**Heating element** **For use with:** • TURBO WASH 2700			
518 4360	**SUV-Kit** • Accessories kit for TURBO WASH 3000 • For professional cleaning of wide and heavy SUV/SAV wheels **For use with:** • All TURBO WASH 3000 machines from serial number 1972	325 mm	45 kg	

Water recycling kit – TURBO WASH



- Water recycling system with closed water circuit
- Water is purified by coagulation and filtering
- Easy handling, environmentally friendly and efficient
- Retrofittable to all TURBO WASH 3000 wheel washers
- Conforms to the recommendations of Water Conservation Bureau

Consumption per use:
- 0.5 Litre of water conditioning agent
- 1 Wire mesh filter
- 1 Hose filter

Ref. No.	Description	Content
518 5360	**Water recycling kit** **Scope of delivery:** • Agitator • 1 Wire mesh filter • 1 Hose filter • 1 Water conditioning agent 500 g **For use with:** • TURBO WASH 3000	
	Accessories:	
570 0990	**Basket filter** **For use with:** • TURBO WASH 3000	5
570 1000	**Tube filter** **For use with:** • TURBO WASH 3000	5

H

Lifting equipment, wheel alignment

Bottle jacks, hydraulic 246
Bottle jacks, air hydraulic ..... 247 – 249
Trolley jacks, hydraulic ..... 250 – 252
Forklift jacks 253
Trolley jacks, air hydraulic ..... 253 – 254
Jacking air cushions 255
Air jacks 256
Axle stands ..... 257 – 259
Jacking support block 260
Wheel chocks 260
Crib stand set 260
Hub-lift 261
Lifting equipment, motorcycle, quad 262
Short platform lifts 264
Scissor lifts ..... 265 – 267
4-post lifts ..... 268 – 270
2-post lifts ..... 271 – 272
Wheel aligners for cars ..... 273 – 279
Wheel aligners for trucks ..... 280 – 281
Accessories - Wheel Alignment 282

Outstanding products



Hydraulic trolley jack **Page 250**



WERTHER 263/A **Page 264**



PRO LINE e-y-e³ **Page 279**

I

Bottle jacks, hydraulic

Bottle jacks Weber

- High quality lifting jacks manufactured to meet rigid safety and quality standards. Approved by major OE truck companies, NATO and the MOD.





870 3127



870 2719

	870 2647	870 3110	870 2867	870 2719	870 3127
Lifting capacity	4 t	5 t	10 t	10 t	10 t
Full extension height	630 mm	462 mm	480 mm	385 mm	220 mm
Closed height	370 mm	212 mm	220 mm	175 mm	120 mm
Weight inc. handle	6.8 kg	4.7 kg	7 kg	8.7 kg	7.5 kg

	870 2922	870 2939	870 2946	870 3615	870 2850
Lifting capacity	12 t	15 t	20 t	25 t	30 t
Full extension height	497 mm	495 mm	505 mm	515 mm	482 mm
Closed height	230 mm	230 mm	240 mm	240 mm	240 mm
Weight inc. handle	7.9 kg	8.8 kg	11.5 kg	13.9 kg	15.3 kg

Ref. No.	Description	Lift type
870 2647	Jack Bottle 4T ADX 4 370	Single
870 3110	Jack Bottle 5T A5-212	Single
870 2867	Jack Bottle 10T AX10-220	Single
870 2719	Jack Bottle 10T ATN10-175	Telescopic
870 3127	Jack Bottle 10T ATD10-120	Telescopic
870 2922	Jack Bottle 12T AX12-230	Single
870 2939	Jack Bottle 15T AX15-230	Single
870 2946	Jack Bottle 20T AHX20-240	Single
870 3615	Jack Bottle 25T AH25-240	Single
870 2850	Jack Bottle 30T A30-240	

	Accessories:
870 4243	Jack Bottle - Handle

Bottle jacks - Winntec

- These professional bottle jacks meet the highest standards.
- All models have a chrome main ram and a chrome pump piston. The extension screws have a pressed thread.
- These units can be used horizontally and vertically.

	870 2967	870 2888
Lifting capacity	20 t	20 t
Full extension height	449 mm	340 mm
Closed height	244 mm	190 mm
Weight	10.5 kg	9 kg

Ref. No.	Description
870 2967	**Jack Bottle - Y412000**
870 2888	**Jack Bottle - Y412001**



870 2967



870 2888

Bottle jacks, air hydraulic

AME "BLACKJACK" aluminum jack

- Professional heavy duty lifting equipment
- Lightweight aluminum for easily handling and placing under the vehicle
- Includes “Shut-Off Valve” which allows the pump to be removed while the ram is extended*
- Aluminum base plate included on 55 Ton models

	870 2499
Lifting capacity	55 t
Full extension height	18.25”
Closed height	12.25”
Weight	29 lbs

Ref. No.	Description
870 2499	**AME "BLACKJACK" aluminum jack**



870 2499

Air Hydraulic Bottle Jack - Titan 14460



870 4999

- 20 Ton capacity with welded steel base
- Chromed Ram and Aluminum Air Motor for long life
- Heavy Duty Return Springs
- Each unit factory tested at 150% overload

Air Hydraulic Bottle Jack - Winntec Y432020/Y432003



870 2895

- This unit includes a welded base to prolong service.
- Chrome main ram and aluminium air motor guarantee optimum lifetime. Air filter, connected to hose, included.
- Y432003 comes on trolley.



870 3387

I

	870 4999	870 2895	870 3387
Lifting capacity	20 t	20 t	20 t
Full extension height	470 mm	470 mm	480 mm
Closed height	245 mm	245 mm	255 mm
Weight	17.5 kg	17.3 kg	27 kg

Ref. No.	Description
870 4999	Air Hydraulic Bottle Jack - Titan 14460
870 2895	Air Hydraulic Bottle Jack - Gaither Y432020
870 3387	Air Hydraulic Bottle Jack - Gaither Y432003

Air Hydraulic Bottle Jack MGH-20 - Weber

- 20 Tonne Air/Hydraulic Bottle Jack supplied with hose and trigger.
- The MGH-20 can also be operated manually as an alternative to the normal air/hydraulic using the pump and supplied pump handle.
- The MGH-20 now comes with a new and improved heavy duty saddle.



870 2881

Air Hydraulic Bottle Jack MGH-30 - Weber

- 30 Tonne Air/Hydraulic Operated Bottle Jack supplied in a metal box for easy transportation.
- The MGH-30, like the MGH-20, is supplied with air line hose, trigger and pump handle for manual operation.



870 3859

Air Hydraulic Bottle Jack JB18202 - Weber

- The JB18202 Air Hydraulic Bottle Jack comes with the ability to be used with both manual and air operation.
- The effortless air operation greatly speeds up the efficiency of garage work.
- Fingertip remote control for added safety without sacrificing manual operation



870 3637

	870 2881	870 3859	870 3637
Lifting capacity	20 t	30 t	20 t
Full extension height	459 mm	467 mm	477 mm
Closed height	234 mm	242 mm	247 mm
Weight inc. handle	15.5 kg	19.5 kg	18 kg
Operating pressure	7-10 bar	7-10 bar	7-10 bar

Ref. No.	Description
870 2881	**Air Hydraulic Bottle Jack Weber MGH-20**
870 3859	**Air Hydraulic Bottle Jack Weber MGH-30**
870 3637	**Air Hydraulic Bottle Jack Weber JB18202**

	Accessories:
870 2882	**Jack Repair Kit MGH20**
870 2883	**Jack Replacement Hose MGH-20**
870 2884	**Jack Replacement Trigger MGH-20**
870 2891	**Jack Replacement Elbow MGH-20**
870 4236	**Bottle Jack Handle MGH-20**
870 2886	**Oil Filter Plug MGH-20**
870 2885	**Handle Socket & Plunger**

Trolley jacks, hydraulic



518 4626

Hydraulic trolley jacks Weber WDK 20

- Constructed for professional applications
- Sturdy, reinforced framework construction for heavy loads
- Complies with the most exacting international safety standards
- Jacks are provided with an ergonomic handle and are secured against accidental lowering

	518 4626	518 4827
Lifting capacity	2 t	2 t
Lifting height	80 - 495 mm	80 - 795 mm
Length of chassis	660 mm	950 mm
Closed height	80 mm	80 mm

Ref. No.	Description
518 4626	**Hydraulic trolley jack - Weber WDK20**
518 4827	**Hydraulic trolley jack - Weber WDK20HLQ**



518 4827

	Accessories:
519 4498	**Jack saddle rubber**
360 0600	**Jack saddle metal**
360 0700	**Jack front wheel**
360 0800	**Jack rear wheel**
870 2860	**Jack rubber tyre for wheels**
870 2462	**Jack front wheel circlip**
360 1000	**Jack handle tube**
360 1100	**Jack plastic handle**
360 1800	**Jack rear castors**
360 2400	**Jack complete handle and tube**
518 4505	**Jack saddle rubber cushion**



518 4529

Hydraulic trolley jacks COMPAC

- Top quality European made trolley jacks.
- Features: Low entry height; Lift and turn lowering system prevents unintentional lowering; Additional foot pedal pumping feature provides fast saddle raising to the load; Safety lowering control valve for safe lowering even under load; Pressure relief valve prevents overloading.

	518 4529	518 4567	518 4500	518 4574
Lifting capacity	2 t	2 t	3 t	4 t
Lifting height	500 mm	80 - 795 mm	500 mm	560 mm
Length of chassis	720 mm	950 mm	1015 mm	1195 mm
Closed height	mm	mm	mm	mm

Hydraulic trolley jacks COMPAC, continued

Ref. No.	Description
518 4529	Hydraulic trolley jack - COMPAC, 2T-C
518 4567	Hydraulic trolley jack - COMPAC, 2T-HC
518 4500	Hydraulic trolley jack - COMPAC, 3T-C
518 4574	Hydraulic trolley jack - COMPAC, 4T-C

	Accessories:
518 4481	Rear castors
518 4498	Jack saddle rubber
518 4411	Handle spring
518 4418	Pedal spring



518 4500



518 4574

Hydraulic trolley jacks WINNTEC

	518 4869	518 4605
Lifting capacity	2 t	3 t
Lifting height	490 mm	490 mm
Length of chassis	675 mm	720 mm
Closed height	85 mm	130 mm

Ref. No.	Description
518 4869	**Low profile premium jack (with nylon wheels)** • Light weight ultra low profile jack with a minimum height of 85mm, fast reach foot pedal, rubber saddle, nylon wheels, hold to run control and ergonomic handle. Premium series 3 years warranty.
518 4605	**Turbo lifter garage jack** • This jack is equipped with the TURBO LIFTER system, rubber saddle and handle bumper. The professional universal joint release valve makes it possible to lower the jack with load very precisely and free of any risks. The pump pistons (protected with jacket to prevent from intrusion of dirt) are placed at a 45° angle so a complete pumping stroke will always be utilized. The jack has a chrome main ram.

	Accessories:
518 8598	Jack saddle rubber
518 8612	Jack saddle metal



518 4869



518 4605

Hydraulic trolley jacks SEALEY



518 4425



518 4439



518 4404

	518 4425	518 4439	518 4404
Lifting capacity	3 t	3 t	3 t
Lifting height	490 mm	490 mm	540 mm
Length of chassis	720 mm	685 mm	685 mm
Closed height	95 mm	145 mm	95 mm

YANKEE **3001LE and 3000CXD**

- Single-piece hydraulic unit with heavy base design.
- Integral American-type release mechanism and long two-piece handle.
- Heavy-duty castors and extra-large saddle design ease positioning under vehicle.
- Fitted with safety overload valve and pump-through valve to prevent handle locking at maximum ram extension.

Ref. No.	Description
518 4425	**Professional Yankee trolley jack low entry - 3001LE**
518 4439	**Yankee trolley jack standard chassis - 3000CXD**
518 4404	**Trolley jack low entry rocket lift - 3075LE** • Twin piston Super Rocket Lift feature brings lifting arm straight into contact with the jacking point in 1-2 strokes. • Universal joint release mechanism allows safer, more controlled lowering of the jack. • Profiled lifting arm gives low clearance height of just 95mm x 390mm deep making this unit suitable for sports and custom cars. • Heavy-duty chassis with strengthening flanges along the side for extra torsional rigidity under load.
	Accessories:
518 4432	**Sealey 3000CXD Trolley jack pad**

Aluminium Hydraulic trolley jacks WINNTEC/OMEGA



518 2875



518 4474

	518 2875	518 4474
Lifting capacity	1.35 t	1.8 t
Lifting height	380 mm	470 mm
Length of chassis	500 mm	705 mm
Closed height	80 mm	95 mm

Ref. No.	Description
518 2875	**WINNTEC Alloy trolley jack** • This ultra light jack is equipped with rubber saddle and nylon wheels. The professional universal joint makes it possible to lower the jack with load very precisely and free of any risk. The pump piston is placed at a 45° angle so a complete pumping stroke will always be utilized.
518 4474	**OMEGA AluminiumTrolley Jack** • Low entry for easy access and high lifting, combined with wide front wheels for added stability. • Made from welded, extruded aluminium for extra strength and durability. • Two extra hand grips help the jack manoeuvrability. • Weighs only 21Kg. • Rapid lift for quick approach.

Forklift jacks

	Y454000
Loading capacity	4/5 t
Scissor movement	65/420 mm
Cylinder movement	415/765 mm

Ref. No.	Description
Y454000	**Forklifter/Tractor jack - Winntec** • This jack implements 2 lifting points; the low saddle is appropriate for service on forklift trucks while the high saddle is convenient during tractor maintenance jobs. • Professional universal joint release valve makes it possible to lower the jack with load very precisely and free of any risks.



Y454000

Trolley jacks, air hydraulic

Air hydraulic trolley jack

• This air hydraulic trolley jack was developed for the truck workshop

	GT4532	870 3340	870 3399
Lifting capacity	45/20 t	60/30/18 t	60/30/15 t
Lifting height	280 mm	213/269/335 mm	255 mm
Closed height	150 mm	150 mm	120 mm
Operating pressure	8 - 12 bar	8 - 12 bar	8 - 12 bar
Weight	- kg	69 kg	50 kg



GT4532

Ref. No.	Description
GT4532	**Jack Air Telescopic GT4532** • Jack for extremely heavy vehicles • Air-pneumatic lifting system for all types of heavy transport vehicles • Piston is retracted automatically • Dual descent valve ensures constant and controlled speed under load, and increased speed when not under load • Special materials guarantee high quality and breaking strength even under the most extreme conditions
870 3340	**Jack Air Telescopic GT60 - Low profile** • Jack for extremely heavy vehicles • Air-pneumatic lifting system for all types of heavy transport vehicles • Piston is retracted automatically • Dual descent valve ensures constant and controlled speed under load, and increased speed when not under load • Special materials guarantee high quality and breaking strength even under the most extreme conditions
870 3399	**Jack Air Hydraulic GT120** • Flat jack for buses • Air-hydraulic lifting system for all types of heavy transport vehicles • Piston is retracted automatically • Dual descent valve ensures constant and controlled speed under load, and increased speed when not under load • Special materials guarantee high quality and breaking strength even under the most extreme conditions



870 3340



870 3399

Air hydraulic trolley jack, accessories

Ref. No.	Description
870 5226	Extension 10mm GT30
870 5233	Extension 70mm GT30
870 5240	Extension 120mm GT30

Air hydraulic trolley jack - WEBER

- This air hydraulic trolley jack was developed for the truck workshop

	518 4640	518 4688
Lifting capacity	20 t	25/10 t
Lifting height	329 mm	247 - 317 mm
Closed height	214 mm	161 mm
Operating pressure	7 - 10 bar	9 - 12 bar
Weight	48.5 kg	27 kg



518 4640



518 4688

Ref. No.	Description
518 4640	**Air hydraulic trolley jack 20 ton - MGN-20** • Single control switch. Handy and Easy to Use • Hand lever locks in four different positions • Fitted with a butt to prevent hands rubbing on the ground. • Ergonomic swivel handle • 100 mm extension.
518 4688	**Air hydraulic jack - B25-2** • Low minimum height of 162mm and low weight of only 27kg • Handy design - no loose tubes, handles or valves. • Easy to operate - handle can be used for carrying, lifting, lowering and manoeuvring. • Hard chromium plated piston rod for long life. • Built-in safety overload valve. • Hand-operated dead-man's control for optimum safety whilst lifting and lowering. • Transit locking device/Wall Bracket (SBB-4487000) for both van and workshop. Available as optional extra. • Comes with 2 extensions (50 & 100mm) as standard.

Jacking air cushions

Lift bag - GAITHER

- The Lift Bag will fit under any vehicle currently on the market - even car carriers.
- If you are only interested in working on one side of the vehicle, then you can Literally drive onto the bag and lift from under the tyres.
- This amazing tool is operated by air only - no more hydraulic lines or parts to malfunction. As a matter of fact one can use the (service) trucks compressed air system to operate the bag.
- Gaither's Lift Bag includes wheels and handle for easy maneuvering and a limited three year warranty.



	870 3382
Loading capacity	20 t
Weight	38 kg

Ref. No.	Description
870 3382	**Lift bag - GAITHER**

Jacking air cushion

- Fits under any vehicle when there is no space for placing a trolley or bottle jack
- Simply drive onto the bag and lift from under the tyre
- Perfect for truck break-down service
- Easy handling
- Extremely flat – height only approx. 25 mm



	519 1402
Loading capacity	24 t
Lifting height	305 mm
Connecting thread	VG8
Operating pressure	8 bar
Size	620 x 520 x 25 L x W x H mm
Weight	12 kg



Ref. No.	Description
519 1402	**Jacking air cushion**
	Accessories:
519 1426	**Spare tube**

Air jacks

Selson air jacks



H3

HBN3



HBNXLO



HXLO

- Selson air jacks are a unique design that uses compressed air to raise and lower motor vehicles quickly and easily. Their safety, reliability and speed make Selson air jacks the ideal choice for underbody servicing, wheel alignment, tyre replacement services and body repair work.
- Fast and friendly. Two push button valves make Selson air jacks quick and easy to operate. Press green to raise and press red to lower. Their speed of operation over conventional jacks will significantly reduce the time required to lift a vehicle. And because they are light weight relative to their capacity, they are portable.
- Designed for stability. Inside the Selson air jack there is a unique internal telescopic stabilising column. This column provides stability to the jack during elevation but still allows some lateral movement, which enables the head cap of the jack to follow the arc of the vehicle being elevated. This feature combined with a wide base gives maximum stability on hard or soft surfaces.
- Overload safety valve. As indicated in the specifications, the working pressure for Selson air jacks is 690 kPa (100 psi). To ensure maximum operator safety, a factory set safety valve is mounted on the control manifold. The valve is set at approximately 20% more than the standard working pressure and will prevent the air jack from being accidentally overloaded or over inflated.
- Easy-care long life. Very few moving parts mean maintenance costs associated with Selson air jacks are kept to an absolute minimum. The air springs are made of a 2-ply neoprene rubber, that is oil and ozone resistant and will not easily perish or crack. Selson air jacks will not leak, deflate or become unstable. A Selson air jack with its long and trouble-free service life is an investment in speed, safety and economy that can reduce your jack replacement and repair costs.
- Only one air line needed. Once in a lift position, the air line can be disconnected and the jack will continue to do its job. This allows the air supply to be used for any other pneumatic tools or equipment.

Ref. No.	Description	Lifting height (mm)	Minimum height (mm)	Working pressure (psi)	Lifting capacity (kg)
H3	Jack Air Bellows	465	155	100	2,500
HBN3	Jack Air Bellows	465	155	100	2,500
HBNXLO	Jack Air Bellows	340	130	100	2,500
HXLO	Jack Air Bellows	340	130	100	2,500
H9XLO	Jack Air Bellows	370	190	100	7,700
H9	Jack Air Bellows	490	230	100	7,700
	Accessories:				
518 4453	Jack Extension 50mm				
518 4460	Jack Extension 100mm				
518 4467	Up/Down Control Valve				
518 4585	Yellow Top Plate				
518 4695	Head Caps Nylon				
518 4543	Ring Clamp Plate				
519 1395	Jack Handle Hussler				

Axle stands

Axle stands - Weber

- All the axle stands are tested for the listed load capacities, but users are advised that all axle stands must be used on firm level surfaces, and every care taken to ensure that no movement of the vehicle takes place by either applying the handbrake or chocking the other wheels.



870 3412



870 3420
870 3427



870 3866



870 3425



870 3433
870 3447



870 3440
870 3454

	870 3412	870 3420	870 3427	870 2623	870 3866
Model	WS2	WS4XH	WS4XH	WS5	WS10
Capacity (pair)	2 t	4 t	4 t	5 t	10 t
Max height	400 mm	1803 mm	1803 mm	560 mm	615 mm
Min height	255 mm	1041 mm	1041 mm	350 mm	360 mm
Net weight	5.4 kg	31.3 kg	31.3 kg	10.7 kg	14.3 kg

	870 3425	870 3433	870 3447	870 3440	870 3454
Model	WS16	WS24L	WS24L	WS24LS	WS24LS
Capacity (pair)	16 t	24 t	24 t	24 t	24 t
Max height	615 mm	500 mm	500 mm	290 mm	290 mm
Min height	370 mm	300 mm	300 mm	200 mm	200 mm
Net weight	20.0 kg	20.0 kg	20.0 kg	19.0 kg	19.0 kg

Ref. No.	Description	Size	Content
870 3412	**Axle Stand WS2**		2
870 3420	**Axle Stand WS4XH**		2
870 3427	**Axle Stand WS4XH**		1
870 2623	**Axle Stand WS5**		2
870 3866	**Axle Stand WS10**		2
870 3425	**Axle Stand WS16 16T**		2
870 3433	**Axle Stand WS24L 24T Low**		2
870 3447	**Axle Stand WS24L - Low**		1
870 3440	**Axle Stand WS24LS Screw Type**		2
870 3454	**Axle Stand WS24LS Screw Type**		1
	Accessories:		
870 2441	**Axle Stand Pins Car**	115 mm x 15 mm	1
870 2448	**Axle Stand Pins Commercial**	60 mm x 10 mm	1
870 2455	**Axle Stand Pins WS24**	120 mm x 25 mm	1

Axle stands - Melco

- All the axle stands are tested for the listed load capacities, but users are advised that all axle stands must be used on firm level surfaces, and every care taken to ensure that no movement of the vehicle takes place by either applying the handbrake or chocking the other wheels.



870 3880



870 3873



870 2520



870 2537



870 3842

	870 3880	870 3873	870 2520	870 2537	870 3842
Model	AS5	AS10	AS20	AS40	AS45
Capacity (each/pair)	1500/3000 kg	2000/4000 kg	3000/6000 kg	6000/12000 kg	12000/24000 kg
Max height	400 mm	500 mm	500 mm	1000 mm	500 mm
Min height	250 mm	300 mm	300 mm	540 mm	300 mm

Ref. No.	Description	Content
870 3880	**Axle Stand AS5**	1
870 3873	**Axle Stand AS10**	1
870 2520	**Axle Stand AS20**	1
870 2537	**Axle Stand AS40**	1
870 3842	**Axle Stand AS45**	1
	Accessories:	1
870 2410	**Axle Stand Pins AS5**	1
870 2427	**Axle Stand Pins AS10/20**	1
870 2434	**Axle Stand Pins AS40/45**	1

Axle stands - Gaither

- All the axle stands are tested for the listed load capacities, but users are advised that all axle stands must be used on firm level surfaces, and every care taken to ensure that no movement of the vehicle takes place by either applying the handbrake or chocking the other wheels.



870 3835
870 3316
870 3849

	870 3835	870 3316	870 3849
Model	Y450301	Y451600	Y451200
Capacity (pair)	3 t	6 t	12 t
Max height	425 mm	597 mm	710 mm
Min height	268 mm	394 mm	440 mm

Ref. No.	Description
870 3835	**Axle Stand - Y450301**
870 3316	**Axle Stand - Y451600**
870 3849	**Axle Stand - Y451200**

Axle stands - Sealey

- Ratchet type axle stand with steel support post and tough steel plate welded base. Angled teeth in post prevent accidental release of load - the more weight applied the tighter the post is locked.

	870 3323
Model	VS3000
Capacity (each/pair)	3 t/6 t
Max height	375 mm
Min height	280 mm



870 3323

Ref. No.	Description
870 3323	**Axle Stand - VS3000**

Jacking support block

Jacking Support Block

- Versatile, stackable support system
- Ideal alternative to axle stands
- Made from recycled polyethylene
- Max load bearing 100 kg/cm 2 40 tonne over total surface area
- Longer life in comparison to wood
- Virtually indestructible
- Used by crash rescue teams
- No splinters
- Light weight, (floats on water)
- Water oil, petrol and chemical resistant
- Extra grip due to elasticity of material when under load



236784

Ref. No.	Description	L x H x W (mm)
236784	**Jacking Support Block**	230 x 230 x 25
236785	**Jacking Support Block**	230 x 230 x 50
236786	**Jacking Support Block**	230 x 230 x 75
236787	**Jacking Support Block Full Set**	

Jacking plate

- Steel jacking plate to prevent jack sinking into soft ground.



801 1500

Ref. No.	Description	L x W x 8 (mm)
801 1500	**Jacking plate, with rope lead**	400 x 400 x 8

Wheel chocks

Wheel chocks



54500

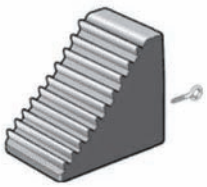

CWC8

Ref. No.	Description	L x H x W (mm)	Content
54500	**Wheel chock - car**	150 x 110 x 80	**2**
CWC8	**Wheel chock - commercial**	210 x 230 x 160	**1**
870 4978	**Wheel chock - commercial TPX**	255 x 200 x 180	**1**

Crib Stand Set

AME 15002 Steel Crib Stand Kit



870 2492

Ref. No.	Description
870 2492	**AME 15002 Steel Crib Stand Kit** • All pieces interlock and can be used individually or stacked together for various lift heights. They will not slide or shift during lifting. • Maximum Capacity 55 Tons **Scope of delivery:** • 112501 - 3" Heavy Duty Steel Cribbing Stand (38 lbs / 17 kg) • 12502 - 6" Heavy Duty Steel Cribbing Stand (47 lbs / 21 kg) • 12503 - 9" Heavy Duty Steel Cribbing Stand (56 lbs / 25 kg)

Hub-lift

Ram-rod Hub-lift

The Hub-lift tool allows safe lifting of low access vehicles after deflation of a tyre enabling wheel removal where conventional Jacking systems cannot reach.

Ramrod's Hub-lift provides a stable platform for a jack to safely lift those vehicles with limited access under the chassis such as easy access PSV's and other low chassis vehicles. The Hub-lift bolts to the hub face of the vehicle and allows the corner with the deflated tyre to be lifted enough to allow a conventional jack or axle stand to be used whilst the wheel and tyre is then removed.

A large proportion of coaches, buses and trucks have skirts to improve aerodynamics and aesthetic appearance. General ground clearance is also decreasing because of lower suspension systems and low profile tyres.

When such a vehicle has a puncture, especially on the front tyres, the clearance between the 'skirt' and the ground and between the axle/suspension and the ground is virtually nil. This means that it is usually impossible to insert a bottle or trolley jack with which to raise the vehicle and there for remove the wheel to change or repair the tyre.

The Hub-lift External Lifting Device overcomes this problem by allowing the vehicle to be raised from the outside, with no damage to the vehicle and by significantly reducing the possibility of injury to the technician.

The Hub-lift has a Safe working load of 7500kg and supports axles safely, allowing blocks or axle stands to be put in place eliminating damage to wheel, hub or suspension components.

As well as a pending patent, the Hub-lift is CE compliant and conforms to L.O.L.E.R. Lifting Accessory regulations.

- The 2-piece, slot together design is engineered in steel.
- Safe Working Load: 7.5 Tonnes
- Lifts and supports axles safely, allowing blocks or axle stands to be put in place.
- Eliminates damage to wheel, hub or suspension components.
- Tough, powder-coated paint finish.

Ref. No.	Description
518 4799	**Hub-lift 7.5T, 10 Stud** • Hub-lift is manufactured by Ram-rod Manufacturing Ltd and features a two-piece, slot together design which is engineered in steel. It has a unique 'pivot system' ensuring the bottle jack (and there for the lifting force) remains vertical even if the wheel/axle geometry changes.



518 4799

Vehicle Lifts



Lifting equipment, motorcycle, quad

WERTHER WML350C - WML600C

	WML350C	WML600C
Loading capacity	450 kg	900 kg
Drive-on height	200 mm	200 mm
Lifting height	1030 mm	1200 mm
Length of track	2000 mm	2100 mm
Width of track	800 mm	950 mm
Electric power/connection	115-230/50-60/1 V/Hz/Ph	115-230/50-60/1 V/Hz/Ph
Weight	140 kg	160 kg



Ref. No.	Description
	WML350C • Lifting height of 1030 mm • Lateral foot guards that act as tool-trays • Mechanical safety device • Hydraulic safety device in case of failure of hydraulic mose • Extractable panel to facilitate dismounting of the back wheel
	WML600C • Lifting height of 1030 mm • Lateral foot guards that act as tool-trays • Mechanical safety device • Hydraulic safety device in case of failure of hydraulic mose • Extractable panel to facilitate dismounting of the back wheel
	Accessories - optional:
UPF 252	**Hydropneumatic pump**
WMLC	**Electro-hydraulic power unit** • (1Ph 230V)
W6019	**Pneumatic vice**
W6017	**Manual vice**

Short platform lifts

WERTHER 263/A



- Electro-hydraulic scissor lift for tyre service
- Easy to handle drive-on and drive-off ramps
- Hydraulic synchronisation of platforms
- Overload safety-valve
- Safety-valve in case of sudden loss of pressure
- Automatic lowering control
- 'Dead man' controls (24 V)
- Acoustic warning in final descent phase

	263/A
Loading capacity	3 t
Lifting height	max. 980 mm
Lifting time	30 sec
Drive-over height	95 mm
Width of platform	450 mm
Arbour	1400 - 1932 mm
Overall width	1770 mm
Weight	500 kg

Ref. No.	Description
	WERTHER 263/A

WERTHER 260 A

- Two step drive on and drive off ramps.
- Easy to install.
- Only a pneumatic connection required.
- Originally designed for tyre centers, this platform has become a multi-purpose equipment for all jobs, which call for a safe lifting platform.



	260 A
Loading capacity	2.5 t
Lifting height	max. 500 mm
Lifting time	15 sec
Drive-over height	0 mm
Overall Width	3410 x 2560 mm
Length of track	450 mm
Weight	330 kg
Operating pressure	10 - 12 bar

Ref. No.	Description
	WERTHER 260A

Scissors lifts

WERTHER STRATOS SRM

- Extra-low-profile scissor lift
- Easy to handle drive-on and drive-off ramps
- Hydraulic synchronisation of platforms
- Overload safety-valve
- Safety-valve in case of sudden loss of pressure
- Automatic lowering control
- 'Dead man' controls, 24 V
- Acoustic warning in final descent phase



	STRATOS SRM
Loading capacity	3.2 t
Lifting height	1945 mm
Lifting time	35 sec
Drive-over height	105 mm
Arbour	1470 - 1990 mm
Width of platform	580 mm
Overall width	1950 mm
Weight	730 kg

Ref. No.	Description
	WERTHER STRATOS SRM

WERTHER STRATOS S39

- Hydraulic synchronization of platforms
- Overload safety-valve
- Safety-valve in case of sudden loss of pressure
- "Dead man" controls 24V
- Set of 4 rubber pads
- 'Buzzer' on last portion of descent



	STRATOS S39
Loading capacity	4 t
Lifting height	max. 1900 mm
Lifting time	35/40 sec
Drive-over height	0 mm
Width of platform	1940 mm
Length of track	2005 mm
Weight	730 kg

Ref. No.	Description
	WERTHER STRATOS S39

WERTHER STRATOS S36



- Hydraulic synchronization of platforms
- Overload safety-valve
- Safety-valve in case of sudden loss of pressure
- Mechanical safety ratchet
- Manual descent pump in case of power failures
- "Dead man" controls 24V
- Set of 4 rubber pads
- 'Buzzer' on last portion of descent

	STRATOS S36
Loading capacity	3.6 t
Lifting height	1850 mm
Lifting time	45 sec
Drive-over height	0 mm
Length of track	400 - 1500 mm
Width of platform	1900 mm
Weight	700 kg

Ref. No.	Description
	WERTHER STRATOS S36

I

WERTHER SATURNUS

- Scissors lift with integrated lift table equipped with extendable jacking beam
- High flexing and torsion resistance enables accurate and professional wheel alignment
- Easy to install and service due to the rational design and high quality of the components
- Five-ton model available on request

	SATURNUS 45	SATURNUS 36
Loading capacity	4.5 t	3.6 t
Drive-on height	330 mm	120 mm
Lifting height	2100 mm	1920 mm
Length of track	4500 mm	4200 mm
Width of track	700 mm	745 mm
Overall length	6305 mm	4700 mm
Overall width	2130 mm	2260 mm
Lifting capacity, lift table	4.5 t	3.6 t
Lifting height, lift table	565 mm	457 mm
Width, lift table	660 mm	745 mm
Length, lift table	1940 mm	2000 mm
Power	3 kW	3 kW
Electric power/ connection	230-400 V/50 Hz 3 ph	230-400 V/50 Hz 3 ph
Operating pressure	6 - 8 bar	6 - 8 bar
Weight	1500 - 2300 kg	1500 - 2100 kg



Ref. No.	Description
	SATURNUS 45 **Scope of delivery:** • Hydraulic synchronization of platforms • Automatic leveling of the platform at each descent • Overload safety-valve • Safety-valve in case of sudden loss of pressure • Sliding on pads • Manual descent pump in case of power failures • "Dead man" controls 24V • Auxiliary scissors with double ram (LTGL and ATLTGL) • Set of 4 rubber pads (LTGL and ATLTGL) • Front recesses and rear slip plates for wheel alignment on models AT and ATLTGL • Lateral guides for jacking beams • 'Buzzer' on last portion of descent
	SATURNUS 36 **Scope of delivery:** • Hydraulic synchronization of platforms • Hydraulic overload safety control • 4 independent hydraulic safety circuits • Mechanical safety ratchet on lifting table • Lateral guides for Jacking Beams • 24 V, Deadman safety controls • Comes with 4 rubber pads (on 'LT' and 'ATLT' version) • 'Buzzer' on last portion of descent



4-post lifts

Electro-hydraulic 4 post lift



	430BL	430
Loading capacity	3.5 t	3.5 t
Voltage	400 V	400 V
Width	2475 (inside) mm	2060 (inside) mm
Overall width	3310 mm	2920 mm
Overall length	5420 mm	5120 mm
Length of track	4300 mm	4080 mm
Width of track	480 mm	540 mm
Lifting height	1750 mm	1750 mm
Lifting time	45/50 sec	45/50 sec
Drive-on height	190mm	190 mm
Weight	910 kg	830 kg

Ref. No.	Description
	WERTHER 430BL • Electro-hydraulic 4 post lift with front recesses and rear slip plates for wheel alignment • Overload safety valve • Descent control valve • 'Buzzer' on last portion of descent • Pipe burst safety valve • 24 V, low tension dead man controls • Electrical release of safety wedges
	WERTHER 430 • Electro-hydraulic 4 post lift with front recesses for wheel alignment • Overload safety valve • Descent control valve • 'Buzzer' on last portion of descent • Pipe burst safety valve • 24 V, low tension dead man controls • Electrical release of safety wedges

4-post lifts

Electro-hydraulic 4 post lift

	436
Loading capacity	3.5 t
Voltage	400 V
Width	1530 (inside) mm
Overall width	2920 mm
Overall length	4980 mm
Length of track	4030 mm
Width of track	500 mm
Lifting height	1750 mm
Lifting time	45/50 sec
Drive-on height	170 mm
Weight	830 kg



Ref. No.	Description
	WERTHER 436 • Electro-hydraulic 4 post lift • Overload safety valve • Descent control valve • 'Buzzer' on last portion of descent • Pipe burst safety valve • 24 V, low tension dead man controls • Electrical release of safety wedges

4-post lifts

Electro-hydraulic 4 post-lift with play detector for MOT Testing



	450 JCB
Loading capacity	4 t
Voltage	400 V
Width	2220 (inside) mm
Overall width	3310 mm
Overall length	63400 mm
Length of track	5200 mm
Width of track	630 mm
Lifting height	1830 mm
Lifting time	30 sec
Drive-on height	175 mm
Weight	1310 kg

Ref. No.	Description
	WERTHER 450 JCB • Play detector • Mech. safety device in case of rope breaking • Overload safety-valve • Descent control valve • Safety-valve in case of sudden loss of pressure • 24V-"Dead man" controls • Automatic safety wedges • Automatic descent control • Soundproof safety wedges

2-post lifts

Electro-mechanical asymmetric lift with chain drive

- Safety nut
- Automatic arm locking device
- Dead man controls, 24V
- Buzzer on last portion of descent stroke
- Electromechanical safety device
- Automatic lubrication



	WERTHER 301
Loading capacity	3 t
Lifting time	55 sec
Lifting height	1890 mm
Post height	2670 mm
Weight	680 kg
Electric power/connection	4,5 kW - 3 ph 230-400V/50 Hz

Ref. No.	Description
	WERTHER 301

Electro-mechanical twin motor, baseless lift

- Safety nut
- Automatic arm locking device
- Dead man controls, 24V
- Buzzer on last portion of descent stroke
- Electromechanical safety device
- Automatic lubrication
- Single screw pads
- Electronic synchronization



	WERTHER 300S
Loading capacity	3 t
Lifting time	55 sec (35 sec high speed optional)
Lifting height	1885 mm
Post height	2600 mm
Weight	600 kg
Electric power/connection	2 x2 ,6 kW - 3 ph 230-400V/50 Hz

Ref. No.	Description
	WERTHER 300S

Asymmetric electro-hydraulic lift with single ram



- Electromechanical locking device in case of rope failure
- Automatic arm locking device
- Foot guards
- Single screw pads
- Overload safety-device
- Descent control valve
- Parachute valve
- Dead man controls 24V
- Electrically controlled mechanical safety device
- Mechanical synchronization

	WERTHER 225I
Loading capacity	3.2 t
Lifting time	45 sec
Lifting height	1920 mm
Post height	2620 mm
Weight	780 kg
Electric power/connection	2,2 kW - 3 ph 230-400V/50 Hz

Ref. No.	Description
	WERTHER 225I

Asymmetric electro-hydraulic lift with single ram



- Electromechanical locking device in case of rope failure
- Automatic arm locking device
- Foot guards
- Single screw pads
- Overload safety-device
- Descent control valve
- Parachute valve
- Dead man controls 24V
- Electrically controlled mechanical safety device
- Mechanical synchronization

	WERTHER 228I-SP
Loading capacity	3 t
Lifting time	45 sec
Lifting height	1920 mm
Post height	2565 mm
Weight	680 kg
Electric power/connection	2,2 kW - 3 ph 230-400V/50 Hz

Ref. No.	Description
	WERTHER 228I-SP

Wheel Alignment



Wheel aligners for cars

PRO LINE C484 wheel aligner



- The professional entry-level solution for wheel alignment
- Electric power 230 V/50 Hz/1 Ph
- With 8-sensor CCD camera technology for cars and light commercial vehicles
- Fast, easy and economical

Ref. No.	Description	Content
	PRO LINE C484 **Scope of delivery:** • 1 43 cm (17") S-VGA colour monitor • 1 Industrial PC with Windows software • 1 Mobile basic cabinet • 1 Keyboard • 4 Universal wheel clamps – clamping range 10" - 19" • 4 CCD tracers including connecting cables and key pad (8-sensor technology) • 1 Software package with specifications database • 1 A4 colour ink jet printer • 1 Steering wheel holder • 1 Brake pedal arrestor • 1 Vehicle database • 2 Front turntables • Special programmes	
	PRO LINE C484 RC, Bluetooth data communication (wireless) **Scope of delivery:** • 1 43 cm (17") S-VGA colour monitor • 1 Industrial PC with Windows software • 1 Mobile basic cabinet • 1 Keyboard • 4 Universal wheel clamps – clamping range 10" - 19" • 4 CCD tracers including connecting cables and key pad (8-sensor technology) • 1 Software package with specifications database • 1 A4 colour ink jet printer • 1 Vehicle database • 2 Front turntables • Special programmes	
	Accessories:	
518 5652	**Mechanical turntable**	2
518 5621	**Turning/sliding plates, short**	2
518 5748	**Quick clamp device**	4

I

PRO LINE C484R Mobile wheel aligner





	PRO LINE C484R, mobile
Electric power/connection	230/50/1 V/Hz/Ph

Ref. No.	Description
	PRO LINE C484R, mobile • Designed for use with a user PC (notebook) • Basic requirements: Windows XP with Service Pack 2 and USB port **Scope of delivery:** • 4 Tracers (Bluetooth) • 4 Universal wheel clamps – clamping range 12" - 24" • 1 Battery charger for tracers • 1 Bluetooth antenna • 1 CD-ROM with PRO LINE software for Windows • 1 Set of cables • 1 Steering wheel blocker • 1 Brake pedal arrestor

PRISM

- Combination of CCD and 3D technology
- Data communication using BLUETOOTH technology
- Rolling run-out compensation or compensation with car lifted
- Continuous measurement of camber, caster and toe with display of measured values on the monitor saves constant repetition of the measurements
- Easy definition of individual measuring cycles
- Direct comparison of data on the monitor displays
- Intelligent self-diagnosis – the software indicates hardware defects



Ref. No.	Description
	PRISM **Scope of delivery:** • 1 Dell 43 cm (17") TFT flat screen, S-VGA colour monitor • 1 Dell PC • 1 Closed mobile cabinet • 1 Keyboard and PC mouse • 4 Universal wheel clamps – clamping range 10" - 24" • 2 Targets - 2 Pods • 1 Software package with specifications database • 1 A4 colour ink jet printer • 1 Remote control unit • 1 Steering wheel holder • 1 Brake pedal depressor • 1 Complete vehicle database • 1 Special programmes • 1 Interface and software for inclinometer • 1 USB interface

PRO LINE e-y-e Lite

- Entry-level machine for 3D wheel alignment
- Efficient camera technology, simple use and space-saving design make this wheel aligner an attractive choice even for the smaller workshop

	PRO LINE e-y-e Lite, camera support	PRO LINE e-y-e Lite, lift version
Tyre size	11 - 22 inch	11 - 22 inch
Electric power/ connection	230/50-60/1 V/Hz/Ph	230/50-60/1 V/Hz/Ph





Ref. No.	Description
	PRO LINE e-y-e Lite, camera support • 3D overall display of all measured data at a glance • No cables between targets and camera system **Scope of delivery:** • 1 Control terminal with compartments for printer and PC plus additional storage space • 1 17" TFT monitor • 1 PC with Windows operating system and standard user software • 4 Universal wheel clamps – clamping range 11" - 22" • 4 Targets • 1 Colour printer • 2 Supports • Brake pedal lock, steering wheel holder • Complete and up-to-date OEM specs • Loudspeaker
	PRO LINE e-y-e Lite, lift version • Lifting system for camera beam and control terminal ensures flexible working height of up to two metres **Scope of delivery:** • 1 Control terminal with compartments for printer and PC plus additional storage space • 1 17" TFT monitor • 1 PC with Windows operating system and standard user software • 4 Universal wheel clamps – clamping range 11" - 22" • 4 Wheel targets • 1 Colour printer • Complete and up-to-date OEM specs • Brake pedal lock, steering wheel holder • Loudspeaker

PRO LINE e-y-e[1]

- Fast, precise and easy
- 3D wheel aligner delivers accuracy and high quality
- Added-value for the professional appearance of your workshop and saves valuable working time

	PRO LINE e-y-e[1], lift version	PRO LINE e-y-e[1], camera support
Electric power/connection	230/50/1 V/Hz/Ph	230/50/1 V/Hz/Ph



Ref. No.	Description
	PRO LINE e-y-e[1], lift version **Scope of delivery:** • 1 Dell 43 cm (17") S-VGA colour monitor • 1 Dell PC • 1 Closed mobile cabinet • 1 Keyboard and PC mouse • 4 Targets with universal wheel clamp – clamping range 10" - 22" • 2 Cameras with cross beam • 1 Software package with parameter database • 1 A4 colour ink jet printer • 1 Remote control unit • 1 Steering wheel holder • 1 Brake pedal depressor • 1 Sales promotion spread band • 1 Complete vehicle database • 1 Interface and software for inclination measurement • 1 USB interface • Special programmes
	PRO LINE e-y-e[1], camera support **Scope of delivery:** • 1 Dell 43 cm (17") S-VGA colour monitor • 1 Dell PC • 1 Closed mobile cabinet • 1 Keyboard and PC mouse • 4 Targets with universal wheel clamp – clamping range 10" - 22" • 2 Cameras with cross beam • 1 Software package with parameter database • 1 A4 colour ink jet printer • 1 Remote control unit • 1 Steering wheel holder • 1 Brake pedal depressor • 1 Sales promotion spread band • 1 Complete vehicle database • 1 Interface and software for inclination measurement • 1 USB interface • Special programmes

PRO LINE e-y-e²

- Sets new standards in design, ease of servicing and convenient operation
- No other device of its class offers the same breadth of features and functionality, or is ready for future applications to the same extent

	PRO LINE e-y-e², lift version	PRO LINE e-y-e², camera support
Electric power/connection	230/50/1 V/Hz/Ph	230/50/1 V/Hz/Ph



Ref. No.	Description
	PRO LINE e-y-e², lift version **Scope of delivery:** • 1 Dell 48 cm (19") S-VGA colour monitor, stand-alone, black • 1 Dell PC with hard disc, floppy and DVD drives, 128 MB RAM, network card, sound card • 1 Closed mobile cabinet • 1 Alphanumeric computer keyboard and PC mouse • 4 Targets with universal wheel clamp – clamping range 10" – 22" • 2 Cameras with cross beam • 1 Software package with manufacturer programmes, parameter database and Windows XP • 1 A4 colour ink jet printer • 1 Remote control unit • 1 Steering wheel holder • 1 Brake pedal depressor • 1 Sales promotion spread band, covering hood • 1 Interface and software for MB inclination measurement • 1 USB interface
	PRO LINE e-y-e², camera support **Scope of delivery:** • 1 Dell 48 cm (19") S-VGA colour monitor, stand-alone, black • 1 Dell PC with hard disc, floppy and DVD drives, 128 MB RAM, network card, sound card • 1 Closed mobile cabinet • 1 Alphanumeric computer keyboard and PC mouse • 4 Targets with universal wheel clamp – clamping range 10" – 22" • 2 Cameras with cross beam • 1 Software package with manufacturer programmes, parameter database and Windows XP • 1 A4 colour ink jet printer • 1 Remote control unit • 1 Steering wheel holder • 1 Brake pedal depressor • 1 Sales promotion spread band, covering hood • 1 Interface and software for MB inclination measurement • 1 USB interface

PRO LINE e-y-e³

- Sets new technical standards in 3D wheel alignment
- Self-calibrating and with free-standing camera support poles
- Ideal in conjunction with vehicle check-in procedure

	PRO LINE e-y-e³
Electric power/connection	230/50/1 V/Hz/Ph

Ref. No.	Description
	PRO LINE e-y-e³ **Scope of delivery:** • 1 Dell 48 cm (19") S-VGA colour monitor, stand-alone, black • 1 Dell PC with hard disc, floppy and DVD drives, 128 MB RAM, network card, sound card • 1 Closed mobile cabinet • 1 Alphanumeric computer keyboard and PC mouse • 4 Targets with universal wheel clamp – clamping range 10" - 22" • 3 Cameras with synchronised lifting system (aluminium support poles) • 1 Software package with manufacturer programmes, parameter database and Windows XP • 1 A4 colour ink jet printer • 1 Remote control unit • 1 Steering wheel holder • 1 Brake pedal depressor • 1 Sales promotion spread band, covering hood • 1 Interface and software for MB inclination measurement • 1 USB interface



Accessories – Wheel alignment cars

Ref. No.	Description	Content
518 2710	**Mechanical turntables, 50 mm**	2
518 2727	**Turning/sliding plates, 50 mm**	2
518 2741	**Turning/sliding plates, 1 m long**	2
518 2734	**Platform cabling** • Without installation	
518 2813	**Quick clamps**	
518 2789	**Rim pins** **For use with:** • MERCEDES, BMW	kit
518 2796	**Centering bushes** **For use with:** • PORSCHE	4
518 2806	**Clamping arm extension, 25"**	4
518 2693	**Calibration unit, complete**	
518 2758	**Roll-off device** **For use with:** • Turntable	

Wheel aligners for trucks

PRO LINE AS 10 laser wheel aligner



- Simple measurement (no calculation of adjustments necessary)
- Independent use: mobile, no mains supply
- No problems with front lift systems
- Precise adjustment of a steering axle within seven minutes by one person
- Centering of steering axle in relation to the fix axle possible
- No movement of vehicle necessary during measurement



Ref. No.	Description
	PRO LINE AS 10 **Scope of delivery:** • 2 Laser measuring units with integrated rechargeable batteries • 1 Adjustable toe gauge • 2 Sets of magnetic legs 238 mm • 2 Sets of magnetic legs 378 mm • 2 Magnetic supports, adjustable • 1 Battery charger • 1 User's manual **For use with:** • Tractors and agricultural machinery
	Accessories:
518 5260	**Semi-trailer** **Scope of delivery:** • Trailer gauge **For use with:** • PRO LINE AS 10, truck
518 5270	**Additional turntables** **For use with:** • PRO LINE AS 10, truck

PRO LINE TRUCK laser wheel aligner

- No external power supply, mobile use
- No problems with front lift systems
- No movement of vehicle necessary during measurement
- Vehicle's frame is taken into account in measurement, especially suited for multiple steering axles
- Vehicle does not have to be lifted (no rim eccentricity compensation required)
- Magnetic fixing on steel rims, special quick clamp devices for alloy rims
- Measurement of total and single toe, castor, camber, toe-out on turns, central position of steering gear and angular tilt of axles









518 5250



518 5300

Ref. No.	Description
	PRO LINE TRUCK EASY **Scope of delivery:** • 2 Laser measuring units with integrated rechargeable batteries • 2 Suspension devices for laser units • 1 Adjustable toe gauge • 1 Battery charger • 1 User's manual • 1 Test certificate disc • 1 Storage box **For use with:** • Vans, trucks, buses, semi-trailers, trailers and other vehicles
	PRO LINE TRUCK **Scope of delivery:** • 2 Measuring heads with turnable diode laser and integrated rechargeable batteries • 1 Electronic inclinometer • 1 Toe gauge, adjustable • 2 Magnetic frame gauges, adjustable • 2 Sets (= 3 pieces) of magnetic legs 300 mm • 2 Sets of magnetic legs 80 mm • 1 Set of turntables • 2 Sets of quick clamp devices for alloy rims • 2 Battery chargers • 1 Printed form for test certificate • 1 Test certificate disc for printing on PC • 1 Mobile storage cabinet • 1 User's manual
	Accessories:
518 5260	**Semi-trailer** **Scope of delivery:** • Trailer gauge **For use with:** • PRO LINE AS 10, truck
518 5270	**Additional turntables** **For use with:** • PRO LINE AS 10, truck
518 5300	**Car set TL10** • Adapter set for measuring cars **For use with:** • PRO LINE truck

Accessories – Wheel alignment



ROMESS inclination measurement

Ref. No.	Description
518 2851	**ROMESS inclinometer, complete** • Can be directly connected to John Bean wheel aligners using the data cable supplied with the instrument • Is used for ride height determination on MB vehicles and determines the required reference values for castor and camber in combination with the wheel alignment computer
518 2868	**ROMESS data transfer and charging station**

Track adjustment tools

Ref. No.	Description
561 3710	**Track rod pliers Mastergrip**



518 2837



519 5075

Special tools for vehicles of Volkswagen group (VAG)

Ref. No.	Description
518 2837	**VAG set-down cross bar** **Scope of delivery:** • Adapter
519 5075	**Pressure tool** **For use with:** • Golf III



Balances

Ref. No.	Description
518 5230	**Water level for steering wheel**

Compressed-air equipment

Hose connectors - PCL ..... 284 – 288
Hose connectors - JWL ..... 289 – 290
Airline hoses with couplings - JWL 291
Airline hoses with couplings - PCL ..... 292 – 293
EM Safety hose 294
Airline hoses 295
Airline hose clamps 295– 296
Hose reels ..... 296 – 297
Digital tyre inflators 297
Tyre inflators ..... 298 – 301
Tyre pressure gauges ..... 302 – 303
Air treatment 304
Nitrogen generators ..... 305 – 306
Foot pump 306

Outstanding products



PROFI AIR **Page 297**



ALG4 Truck Tyre Inflator **Page 300**



N2 Generator and Inflator **Page 306**

J

Hose connectors - PCL

Vertex Couplings

- Designed and manufactured in Sheffield by PCL, these quick release couplings have a double action feature which makes them ideal for trailing hose applications in garage and tyreshop environments, For example, portable air tools and PCL hand held tyre inflation equipment. Designed for TRAILING HOSE applications.

Key Product Benefits

- Compatible with the Standard range of Adaptors
- Protective shoulder prevents dirt penetration and accidental disconnection
- Steel Construction - robust and hardwearing, ideal for use in the engineering/workshop environment
- Positive locking mechanism

Specifications

- Nominal bore: 4.8mm
- Maximum flow rate: 43cfm @ 100lbf/in"
- Maximum Working Pressure: 200lbf/in" (14bar)
- Type: Double Action



211 3452



211 3469

Ref. No.	PCL No.	Description	Thread type	Thread size
211 3452	AC91CF	**Vertex Coupling**	Female	Rp 1/4
211 3469	AC91CM	**Vertex Coupling**	Male	R 1/4

Airflow Couplings

- The Airflow is the original quick-release coupling with over 50 years of design enhancements, and is manufactured in the UK to the highest standards. Designed for FIXED applications.

Key Product Benefits

- Compatible with the Standard range of Adaptors
- Steel Construction - robust and hardwearing, ideal for use in the engineering/workshop environment
- Positive locking mechanism

Specifications

- Nominal bore: 4.8mm
- Maximum flow rate: 43cfm @ 100lbf/in"
- Maximum Working Pressure: 200lbf/in" (14bar)
- Type: Single Action



211 1911



211 2013

Ref. No.	PCL No.	Description	Thread type	Thread size
211 1911	AC21CF	**Airflow Coupling**	Female	Rp 1/4
211 1935	AC21EF	**Airflow Coupling**	Female	Rp 3/8
211 1959	AC21JF	**Airflow Coupling**	Female	Rp 1/2
211 2013	AC21CM	**Airflow Coupling**	Male	R 1/4
211 1973	AC21EM	**Airflow Coupling**	Male	R 3/8
211 2037	AC21JM	**Airflow Coupling**	Male	R 1/2

Airflow Couplings



211 5704

Ref. No.	PCL No.	Description	Thread type	Hose size
211 5704	AC21R	**Airflow Coupling**	Hose Tailpiece	7mm (1/4")
211 5759	AC21T	**Airflow Coupling**	Hose Tailpiece	10mm (3/8")

Twin Couplings



211 3098



211 3115

- Available in either Vertex of Airflow.

Key Product Benefits
- Compatible with the Standard range of Adaptors
- Steel Construction - robust and hard wearing, ideal for use in the engineering/workshop environment
- Positive locking mechanism

Specifications
- Nominal bore: 4.8mm
- Maximum flow rate: 43cfm @ 100lbf/in"
- Maximum Working Pressure: 200lbf/in" (14bar)

Ref. No.	PCL No.	Description
211 3098	AC6103	**Airflow Twin Coupling**
211 3115	AC6503	**Vertex Twin Coupling**

Y Piece Connector



211 3160

- For splitting a single connection into two.

Ref. No.	PCL No.	Description	Thread size
211 3160	SPR4279	**Y Piece Connector**	Rp 1/4
211 3167	HC2043-1/2	**Y Piece Connector**	Rp 1/2

Standard Adaptors



211 2099



211 2051

- Used in most workshop/garage environments
- Wide choice of thread and hose tail sizes
- Used with Airflow, Vertex, Twin, non-corrodible and Safeflow Safety couplings
- Case hardened for longer life
- Nominal bore: 4.8mm

Ref. No.	PCL No.	Description	Thread type	Thread size
211 2051	ACA2746	**Standard Adaptor**	Female	Rp 1/4
211 2099	ACA2593	**Standard Adaptor**	Male	R 1/4
211 2154	ACA2486	**Standard Adaptor**	Hose Tailpiece	4.75mm (3/16")
211 2130	ACA1793	**Standard Adaptor**	Hose Tailpiece	6.35mm (1/4")
211 2192	ACA2488	**Standard Adaptor**	Hose Tailpiece	9.5mm (3/8")



211 2154

J

100 Series Couplings



211 2697



211 2659

- Hardened steel shoulder prevents accidental disconnection
- Secure locking device
- Swivel feature prevents kinking of the hose
- Specially designed valves and large aperture provides optimum air flow

- Nominal bore: 10.3mm
- Maximum flow rate: 117cfm @ 100lbf/in^2
- Maximum Working Pressure: 200lbf/in^2 (14bar)

Ref. No.	PCL No.	Description	Thread type	Thread size
211 2673	AC5EM	**100 Series Coupling**	Male	R 3/8
211 2697	AC5JM	**100 Series Coupling**	Male	R 1/2
211 2635	AC5EF	**100 Series Coupling**	Female	Rp 3/8
211 2659	AC5JF	**100 Series Coupling**	Female	Rp 1/2

100 Series Adaptors



211 2714



211 2752



211 2790

- For use with 100 Series Couplings
- Corrosive resistant finish
- Case hardened for longer life
- Nominal bore: 10.3mm

Designed and manufactured in Sheffield by PCL this traditional PCL coupling range offers greater airflow characteristics for the larger air tool applications in garage and tyre shop environments.
Sleeve is marked "M100 Coupling - Series 326" and "Patent No 995589".

Ref. No.	PCL No.	Description	Thread type	Thread/Hose size
211 2714	ACA2994	**100 Series Adaptor**	Female	Rp 3/8
211 2738	ACA2999	**100 Series Adaptor**	Male	R 3/8
211 2752	ACA3035	**100 Series Adaptor**	Male	R 1/2
211 2776	ACA3036	**100 Series Adaptor**	Hose Tailpiece	12.7mm (1/2")
211 2790	ACA3037	**100 Series Adaptor**	Hose Tailpiece	9.5mm (3/8")

60 Series Adaptors



211 2106

- For use with 60 Series Couplings
- Corrosive resistant finish
- Case hardened for longer life
- Nominal bore: 7.1mm

Ref. No.	PCL No.	Description	Thread type	Thread size
211 2106	ACA2657	**60 Series Adaptor**	Male	R 1/4
211 3930	ACA9201	**60 Series safety adaptor**	Male	R 3/8

Hose Tail Adaptor

• Connects hose to a female fitting

Ref. No.	PCL No.	Description	Thread type	Hose ID
211 3328	HC5656	**Hose Tail Adaptor**	R 1/4	6.35mm (1/4")
211 3380	HC1217	**Hose Tail Adaptor**	R 1/4	9.5mm (3/8")
211 3407	HC2479	**Hose Tail Adaptor**	R 1/4	12.7mm (1/2")
211 3421	HC2951	**Hose Tail Adaptor**	R 3/8	9.5mm (3/8")
211 3342	HC2808	**Hose Tail Adaptor**	R 3/8	12.7mm (1/2")
211 3445	HC2954	**Hose Tail Adaptor**	R 1/2	12.7mm (1/2")



211 3328

Hose Connector / Repairer

• For connecting or repairing hose sections

Ref. No.	PCL No.	Description	Hose ID
211 3799	HC2983	**Hose Connector/Repairer**	6.35mm (1/4")
211 3847	HC2985	**Hose Connector/Repairer**	9.5mm (3/8")
211 3854	HC2986	**Hose Connector/Repairer**	12.7mm (1/2")



211 3799

Double Union Nut

• For connecting fittings

Ref. No.	PCL No.	Description	Male thread
211 3909	HC6560	**Double Union Nut**	R 1/4
211 3916	HC4281	**Double Union Nut**	R 3/8
211 3902	HC6898	**Double Union Nut**	R 1/2



211 3909

Reducing Union

• For connecting fittings

Ref. No.	PCL No.	Description	Male thread	Male thread
211 3923	HC6899	**Reducing Union**	R 3/8	R 1/4
211 0157	HC6900	**Reducing Union**	R 1/2	R 1/4



211 3923

Increasing Bush



211 3951

• For connecting differing pipe diameters

Ref. No.	PCL No.	Description	Male thread	Female thread
211 3951	HC6475	**Increasing Bush**	R 1/4	Rp 3/8
211 0122		**Increasing Bush**	R 1/4	Rp 1/2

Reducing Bush (Male to Female)



211 3937

• For connecting differing pipe diameters

Ref. No.	PCL No.	Description	Male thread	Female thread
211 3937	HC6897	**Reducing Bush**	R 1/2	Rp 3/8

Reducing Bush (Female to Female)



211 3944

• For connecting differing pipe diameters

Ref. No.	PCL No.	Description	Female thread	Female thread
211 3944	HC6893	**Reducing Bush**	Rp 1/2	Rp 1/4

Wing nut



562 5194

Ref. No.	Description	Thread
562 5194	**Wing nut** **For use with:** • Car brake systems and air pressure regulators	M 16 x 1.5 (5 mm hose)
562 5201	**Wing nut** **For use with:** • Car brake systems and air pressure regulators	M 16 x 1.5 (7 mm hose)
562 5208	**Wing nut** **For use with:** • Car brake systems and air pressure regulators	M 16 x 1.5 (8 mm hose)

Sealing tape



Ref. No.	Description
870 4229	**PTFE tape**

J

Hose connectors - JWL

Adaptors - Hardened steel for grey ring 570 series

Ref. No.	Description	Thread type	Thread size
520312	Adaptor	External thread	1/4”
520314	Adaptor	External thread	3/8”
520324	Adaptor	Hose connection	3/8”


520312


520324

Nipples - Hardened steel for white ring 572 series

Ref. No.	Description	Thread type	Thread size
522312	Adaptor	External thread	1/4”
522314	Adaptor	External thread	3/8”
522324	Adaptor	Hose connection	3/8”


522312


522324

Series 570 - Safety coupling - Low connection force - grey ring

Ref. No.	Description	Thread type	Thread size
570-004215	Series 570 - Safety coupling	Internal thread	3/8”
570-014215	Series 570 - Safety coupling	External thread	3/8”
570-015215	Series 570 - Safety coupling	External thread	1/2”
570-024215	Series 570 - Safety coupling	Hose connection	3/8”


570-004215
Grey


570-014215
Grey


570-024215
Grey

Series 572 - Safety coupling - Reduced connection force - white ring

Ref. No.	Description	Thread type	Thread size
572-012216	Series 572 - Safety coupling	External thread	1/4”
572-024216	Series 572 - Safety coupling	Hose connection	3/8”


572-012216
White


572-024216
White

J



604-005000



604-015000



604-025000

Series 604 Quick Couplings

Ref. No.	Description	Thread type	Hose size
604-005000	Series 604 Quick coupling	Internal thread	1/2”
604-015000	Series 604 Quick coupling	External thread	1/2”
604-025000	Series 604 Quick coupling	Hose connection	1/2”



604315

604 series adaptor - hardened steel

Ref. No.	Description	Thread type	Thread size
604315	604 series adaptor	External thread	1/2”



674325

604 series adaptor - hose connection

Ref. No.	Description	Thread type	Hose size
674325	604 series adaptor	Hose connection	1/2”

Trailer air adaptor

Ref. No.	Description
211 0177	Trailer air adaptor

Adaptor air tool, grey coupling body with 604 1/2 inch series nipple

Ref. No.	Description	Thread type	Hose size
Adapt-001	Adaptor air tool	External thread	1/2”

Airline hoses with couplings - JWL

Leader hose

Ref. No.	Description	Connection
Hose-001	**Leader hose**	grey connection 1/4" BSP grey adaptor
Hose-002	**Leader hose**	white connection 1/4" BSP white adaptor
Hose-003	**Leader hose**	red connection 1/2" BSP to red male adaptor

Commercial hose, red couplings

Ref. No.	Description	Connection	Hose length
Hose-004	**Commercial hose**	1/2" red coupling to 1/2" red adaptor	2 m
Hose-005	**Commercial hose**	1/2" red coupling to 1/2" red adaptor	10 m

Commercial hose, grey couplings

Ref. No.	Description	Connection	Hose length
Hose-006	**Air tool hose**	3/8" grey coupling to grey adaptor	2 m
Hose-007	**Air tool hose**	3/8" grey coupling to grey adaptor	15 m

Commercial hoses

Ref. No.	Description	Connection	Hose length	Max. working pressure
Hose-008	**Tyre inflation hose**	3/8" white coupling to white adaptor	15m	
Hose-009	**Fitting machine hose**	1/4" BSP male to 1/4" BSP female	2m	

Reel connection hose

Ref. No.	Description	Connection	Hose length	Max. working pressure
Hose-010	**Reel connection hose**	1/4"	770mm	

Airline hoses with couplings - PCL

Vertex Coupling & Standard Adaptor Air Tool Hose

- PCL's 8mm (5/16") and 10mm (5/16") air hose is a Rubber PVC Alloy (PTE) compound; it looks and feels like rubber but doesn't have the downsides associated with rubber.

- Available in popular cut lengths complete with Vertex Coupling and Standard Adaptor ends, thereby saving you time and the need for expensive crimping equipment. Just plug in and go.

- Excellent abrasion resistance
- Good flexibility and kink resistant
- Resistance to oil and fuels
- Silicone free



- Working pressure @ 20°C: 300lbf/in^2 (21bar)
- Burst Pressure: 63bar (3:1 safety factor)
- Temperature Range: -10°C to 60°C

- Please note - an increase in temperature above 20°C will affect the working pressure quoted above.

Ref. No.	PCL No.	Description	Hose ID	Hose OD	Hose Length
870 1968		**1/4" Air Tool Hose**	7mm (1/4")	14mm	20m
870 1975	HA2134	**3/8" Air Tool Hose**	10mm (3/8")	17mm	10m
870 1947	HA2129	**3/8" Air Tool Hose**	10mm (3/8")	17mm	20m

100 Series Coupling & Adaptor Air Tool Hose

- PCL's 13mm (1/2") air tool hose is a Rubber PVC Alloy (PTE) compound; it looks and feels like rubber but doesn't have the downsides associated with rubber.

- Available in popular cut lengths complete with 100 Series Coupling and Adaptor ends, thereby saving you time and the need for expensive crimping equipment. Just plug in and go.

- Excellent abrasion resistance
- Good flexibility and kink resistant
- Resistance to oil and fuels
- Silicone free



- Working pressure @ 20°C: 300lbf/in^2 (21bar)
- Burst Pressure: 63bar (3:1 safety factor)
- Temperature Range: -10°C to 60°C

- Please note - an increase in temperature above 20°C will affect the working pressure quoted above.

Ref. No.	PCL No.	Description	Hose ID	Hose OD	Hose Length
870 1954	870 1954	**1/2" Air Tool Hose**	13mm (1/2")	21mm	20m
211 0864	211 0864	**1/2" Air Tool Hose**	13mm (1/2")	21mm	30m

Air Tool Whip Hoses

- The Health & Safety Executive Guide HS(G) 39 states "requirements for quick acting couplings apply to most percussive and vibrating air tools, which may be fixed or hand held. If a quick acting coupling socket is fitted at the hose end adjacent to the tool, the plug should not be screwed directly into the inlet port but should be fitted onto a short isolation hose (0.5m to 1.5m long), thus isolating the plug and socket from the tool vibration."

- The International Standard (ISO 6150:1998) recommends a minimum of 300mm of flexible hose to be used between a vibrating tool and a quick acting coupling.

- Working pressure @ 20°C: 300lbf/in^2 (21bar)
- Burst Pressure: 63bar (3:1 safety factor)
- Temperature Range: -10°C to 60°C

- Please note - an increase in temperature above 20°C will affect the working pressure quoted above.

- Approvals
- Conforms to ISO 4414:1998, EN 983:1996, ISO 6150:1988 and Health & Safety Executive Guide HS(G) 39

- See ISO 4414:1998 and EN 983:1996 for safety requirements covering the installation and use of pneumatic equipment.



870 0151

Ref. No.	PCL No.	Description	Hose ID	Hose OD	Hose Length	Hose fittings
870 0158	HA2108	**Air Tool Whip Hose**	7mm (1/4")	14mm	0.6m (2ft)	Standard Adaptor & R 1/4 male
870 0151	HA2109	**Air Tool Whip Hose**	10mm (3/8")	17mm	0.6m (2ft)	Standard Adaptor & R 3/8 male
870 0168	HA2116	**Air Tool Whip Hose**	13mm (1/2")	21mm	0.6m (2ft)	100 Series Adaptor & R 1/2 male
870 0175		**Air Tool Whip Hose**				

Hose with anti whip couplings



HA5

Ref. No.	Description	Hose ID	Hose Length
HA5	**Hose with anti whip couplings**	13mm (1/2")	20m
HA6	**Hose with anti whip couplings**	10mm (3/8")	15m
HA7	**Hose with anti whip couplings**	10mm (3/8")	20m

Coiled airline hose



311 4326

- PU Coiled Air Hose Assemblies overcome the limitations of nylon, such as kinking, abrasion and resistance to oils, and increases the effective working temperature range.
- The use of PU allows use in any direction with the elimination of hose kinks aiding air flow. It also provides ease of use when attached to tools, helps protect tool ends and leaves the work area clear of entanglements and trip hazards. A range of hose sizes, working lengths and colour is available.
- Polyurethane (PU) material
- Nickel plated 360° swivel fittings
- 200m straight ends with spring guard
- Hose recoils to a fraction of it's working length
- Range of hose sizes, working lengths and a choice of colour

Ref. No.	PCL No.	Description	Hose ID	Hose OD	Hose Length	Hose Fittings	Hose Colours
311 4326	HA5216	**Coiled airline hose**	8 mm	12 mm	7.5 m	R 1/4 swivel ends	red

Coiled airline hose



311 4333

- Polyurethane covered, oil, weather and abrasion resistant airline hose. Coiled hose is retractable by design and avoids the drag when moving heavier conventional hoses. Length 7.6 Metres.

Ref. No.	PCL No.	Description	Hose ID	Hose OD	Hose Length	Hose Fittings	Hose Colours
311 4333	HA5201	**Coiled airline hose**	6 mm	8 mm	7.6 m	R 1/4 swivel ends	red

EM Safety hose

EM Safety Inflator



563 7045

- EM Inflator with safety shut off valve, gauge point and pressure relief valve.
- Includes 2 Metres hose to compressor and • 25 metres hose to the tyre valve.

Ref. No.	Description
563 7045	**EM Safety Inflator**
563 7059	**EM Large Bore Adaptor**
563 7052	**EM SLB Inflation Adaptor**

J

Airline hoses

Rubber Alloy Air Hose

- PCL's 7mm (1/4") air hose is a Rubber PVC Alloy (PTE) compound; it looks and feels like rubber but doesn't have the downsides associated with rubber.

- Excellent abrasion resistance
- Good flexibility and kink resistant
- Resistance to oil and fuels
- Silicone free

- Working pressure @ 20°C: 300lbf/in^2 (21bar)
- Burst Pressure: 63bar (3:1 safety factor)
- Temperature Range: -10°C to 60°C

- Please note - an increase in temperature above 20°C will affect the working pressure quoted above.



870 1923

Ref. No.	PCL No.	Description	Hose ID	Hose OD	Hose Length
870 1923	HS22E01	**1/4" Air Hose**	7mm (1/4")	14mm	20m
870 1930	HS25E01	**3/8" Air Hose**	10mm (3/8")	17mm	20m
870 1916	HS27E01	**1/2" Air Hose**	13mm (1/2")	21mm	20m

Airline hose clamps

Jubilee ® Hose Clips

- Jubilee ® Clips are Kite marked to BS 5315:1991 and the company is registered to BS EN ISO 9001:2000. Jubilee were instrumental in the formulation of the original British Standards and the consistent high level of reliability sets them apart.

- Band: BS1449 Pt. 1
- Housing: BS1449 Pt. 1
- Screw: BS3111
- Zinc Finish: Meets BS7479 48 Hrs NSS

- Approvals
- Kite marked to BS 5315:1991



870 3969

Ref. No.	PCL No.	Description	Jubilee size	BS Number	Adjustment	Content
870 3969	JC1116	**Jubilee Clip**	MOO	16	11-16mm	10
870 3976	JC1320	**Jubilee Clip**	OO	20	13-20mm	10
870 3983	JC1622	**Jubilee Clip**	O	22	16-22mm	10

Double Ear Clips

• Double: Also known as the 2 Ear or 'O' Clip, they are an inexpensive, though remarkably effective, and easy assembly clip which has many applications in addition to its normal role of sealing hoses against loss of liquid, air or gases.



10100016



1410082

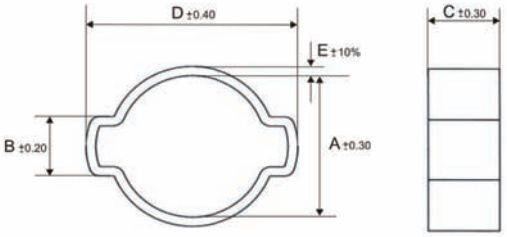

Ref. No.	Description	Size range	A (mm)	B (mm)	C (mm)	D (mm)	E (mm)	Content
10100016	**Hose Clamps**	13mm-15mm	15.3 mm	6.3 mm	7 mm	21.5 mm	1.0 mm	10
10100056	**Hose Clamps**	15mm-18mm	18.5 mm	7.0 mm	7.5 mm	25 mm	1.2 mm	10
10100029	**Hose Clamps**	20mm-23mm	23.5 mm	8.5 mm	8.0 mm	31 mm	1.3 mm	10
1411098	**Hose Clamp Kit Assorted**							
1410082	**Pincers Standard Jaw**							

Hose reels

Heavy Duty Hose Reel



211 5697

- The heavy duty hose reel is designed specifically with that in mind, incorporating reinforced outer casing, double integral mounting brackets and full brass swivel sleeve and shaft for extra service life.
- All fasteners are the latest design in threads for plastic
- A hi-low thread configuration allows the fasteners to be removed and refastened without stripping the plastic out
- New inbuilt protected handle reduces the risk of damage in transit and adds strength to the outer case
- Top and bottom wide space integral mounting bosses into the case gives extra mounting stability
- Service pin locking port for total safety during all service work
- Large diameter inlet and tension side plates
- New ratchet tensioning system allows tension adjustment in the field
- Full flow swivels allows product delivery with no flow restrictions
- Full brass swivel sleeve and shaft, double sealed for extra service life
- All positional locking system 360º x 360º allows the reel to be mounted on walls, ceilings and pits
- Maximum working pressure: 250lbf/in^2 (17bar)

Ref. No.	Description	Hose ID	Hose Length	Inlet size	Outlet size
211 5697	**Heavy Duty Hose Reel**	10mm (3/8")	20m	Rp 3/8	R 3/8
211 5718	**Heavy Duty Hose Reel**	12mm (1/2")	18m	Rp 1/2	R 1/2

Economy Hose Reel

- This multi purpose PVC hose reel is ideal for use with a multitude of applications where a wall or ceiling mounted reel is needed.

- Quality PVC hose
- Wall or ceiling mounted
- Adjustable hose stopper
- Retraction hose spreader - helps eliminate hose kinks and jams
- Maximum working pressure: 250lbf/in^2 (17bar)



211 5711

Ref. No.	Description	Hose ID	Hose Length	Inlet size	Outlet size
211 5711	**Economy Hose Reel**	10mm (3/8")	15m	Rp 1/4	R 1/4

Retractor Hose Reel

- Wall mounted hose reel. Maximum air pressure 10 bar.
- The unit swivels through 165 degrees when mounted on a flat wall.



211 6198

Ref. No.	Description	Hose ID	Hose Length
211 6198	**Retractor Hose Reel**	10mm (3/8")	8 m

Digital tyre inflators

Digital tyre inflator PROFIAIR

- Designed to meet the demands of tyre fitting shops or service stations
- PTB approved
- Multi-functional button for special features (OPS bead seating mode, nitrogen purge function)



211 5859

	519 1630
Temperature range	-20 to +70 °C
Electric power/connection	max. 16 bar
Accuracy	± 0.5 %
Inflation pressure	max. 10 bar

Ref. No.	Description
211 5859	**PROFIAIR digital tyre inflator, calibrated version**
211 0926	**PROFIAIR Hose Replacement**

ACCURA Compact



- Electronic pressure preset
- Auto start inflation
- Clear display for easy customer usage
- Default to safe-setting
- Space-saving and lightweight design
- Robust, high reliability engineering plastic housing
- Ceramic sensor - accuracy to +/-0.5% of full scale reading
- Attractive and durable membrane
- Can inflate accurately with hoses up to 50m

Key Product Features
- Electronic pressure preset
- Auto start inflation
- Clear display for easy customer usage
- Default to safe-setting
- Space-saving and lightweight design
- Robust, high reliability engineering plastic housing

Ref. No.	PCL No.	Description	Hose Length	Tyre Valve Connection	Calibration
211 5880	D60SS20T	**Compact Model**	7.6m	Twin hold-on	0-145lbf/in^2 default & 0-10bar

ACCURA QUBE



- Consistent cost effective provision of high levels of safe air inflation services
- Low life time costs - long product life with robust design and proven electronics
- Plug and play - tyre inflator with 3 pre-selectable application modes
- Fits all applications - general, tyreshop and N2
- Low and simple maintenance
- Guaranteed accuracy with individual testing

Key Product Features
- 3 modes in one inflator
- Mode 1 - Standard inflate / deflate
- Mode 2 - Tyreshop mode with overpressure
- Mode 3 - N2 fill and air to N2 Conversion
- Electronic pressure preset
- Auto-start inflation
- Touch screen technology

Ref. No.	PCL No.	Description	Voltage	Hose Length	Tyre Valve Connection
211 0164	QUBE1	**ACCURA QUBE**	230V (UK plug)	5m (16ft)	Euro clip-on

Tyre inflators

DIGIAIR Hand-held tyre inflation gauges

- Progressive, light design, not susceptible to shocks
- Ceramic sensor
- Clear, precise reading
- Accurate control of inflation
- Battery control light, battery life about 950 hours
- PTB approved



211 0991

	211 0991
Measuring range	0 - 174lbf/in2
Length, inflation hose	1.8 m
Temperature range	-20 to +60 °C
Voltage	3 V
Weight	350 g

Ref. No.	Description
211 0991	**DIGIAIR Hand-held tyre inflation gauge digital, calibrated version**

J

EURODAINU Hand-held tyre inflator gauges

- Pre-calibrated version
- CEE: Approved models according to European Directive 86/217/CEE

	519 9356
Measuring range	0.7 - 11 bar 10 - 160 psi
Length, inflation hose	1.5 m

Ref. No.	Description
519 9356	**EURODAINU Hand-held tyre inflator gauge, CEE**



519 9356

SCHRADER Mast-air gauge

Ref. No.	Description
519 9363	**SCHRADER Mast-air gauge**



519 9363

Accessories – EURODAINU Hand-held tyre inflator gauges

Ref. No.	Description	Length
519 9342	**Replacement hose** **For use with:** • SCHRADER EURODAINU	3 m
756 0110	**Replacement hose** **For use with:** • WONDER EURODAINU	1.5 m
756 0117	**Replacement hose with EM valve connector** **For use with:** • WONDER EURODAINU	3 m



756 0110

DAINU/EURODAIMO Hand-held tyre inflator gauges

	519 9370
Measuring range	0.5 - 12 bar 10 - 170 psi
Length, inflation hose	1.5 m

Ref. No.	Description	Length
519 9370	**DAINU Hand-held tyre inflator gauge**	
	Accessories:	
519 9387	**Replacement hose 1961** **For use with:** • DAINU 1960 (519 9370) • EURODAIMO 1975 (519 9363)	1.5 m



519 9370

J

MK3 Tyre Inflators



211 0941



211 0974



211 0967



211 0998



211 0129

- The highly regarded, classic MK3 Tyre Inflator has become industry standard in UK garages, petrol forecourts, tyre shops and depots, and is popular amongst operators and tyre fitters for its reliability and accuracy, and sturdy yet slim line design.

- The MK3 Tyre Inflator, is robust and highly accurate, offering leading inflation and deflation rates and high performance both indoor and outdoor. Meanwhile the redesigned valve arrangement and larger hose allows air flows up to 30% faster, representing substantial labour-savings for operators.

Key Product Benefits
- Reduced operating costs with fast inflation and deflation rates
- Long life - excellent shock resistance with robust durable design and construction
- High versatility - suitable for indoor and outdoor environments and commercial and retail applications
- Guaranteed accuracy - individual testing
- Easy fitting and usage
- High pressure variant suitable for aircraft applications

Key Product Features
- New valve design increasing inflation and deflation rates
- Cast aluminium body
- Proven linear spring gauge
- Proven linear gauge display
- Individual testing and certification
- Bar, psi and kPa versions and large range of options and accessories

Specifications
- Accuracy: Exceeds EC Directive 86/217
- Reading Accuracy: 0.1bar / 2psi / 10kPa
- Max Inlet Pressure: 16bar / 218psi / 1600kPa
- Inflation flow: 500l/min @ 13bar supply
- Compliance: EC Directive 86/217 and BS EN 12645:1999

Ref. No.	PCL No.	Description	Hose Length	Tyre Valve Connection	Calibration
211 0941	ALG3H03	MK3 - 21" General Model	0.53m (21")	Twin hold-on	0-138lbf/in^2 & 0-9.6bar
211 0974	ALG3H04	MK3 - 21" Clip-on Model	0.53m (21")	Single clip-on	0-138lbf/in^2 & 0-9.6bar
211 0967	ALG3H05	MK3 - 6ft Tyreshop Model	1.8m (6ft)	Twin clip-on	0-138lbf/in^2 & 0-9.6bar
211 0998	ALG3H06	MK3 - 9ft Tyreshop Model	2.7m (9ft)	Twin clip-on	0-138lbf/in^2 & 0-9.6bar
211 0888	ALG3H09	MK3 - 9ft Tyreshop Model	3.5m (9ft)	Twin clip-on	0-138lbf/in^2 & 0-9.6bar

ALG4 Truck Tyre Inflator

- PCL has built on the world-leading MK3 to create a high pressure model for truck tyre inflation – the new ALG4.
- On the face of it, the ALG4 Truck Tyre Inflator looks exactly the same as the MK3, which has become industry-standard in tyre shops, garages and petrol forecourts across the globe.
- The big difference is that the ALG4 goes up to 174 lbf/in^2 (12 bar), a substantial hike from the already powerful MK3's 138 lbf/in^2 (9.6 bar).
- The reliable and versatile ALG4 Truck Tyre Inflator, with its aluminium die cast body and linear gauge represents the best product on the market for both indoor and outdoor applications, even in extreme weather.



211 0129

Ref. No.	PCL No.	Description	Hose Length	Tyre Valve Connection	Calibration
211 0129	ALG4H36	ALG4 Truck Tyre Inflator	3.6m (12ft)	Twin clip-on	0-174lbf/in^2 & 0-12bar

MK3 Tyre Inflator Hoses

• replacement hose assemblies for the MK3 tyre inflator.

Ref. No.	Description	Hose Length	Tyre Valve Connection
211 0022	**MK3 Tyre Inflator Hose**	1.8m (6ft)	n/a
211 0936	**MK3 Tyre Inflator Hose**	2.7m (9ft)	n/a
211 0919	**MK3 Tyre Inflator Hose**	3.6m	n/a
211 0912	**MK3 Tyre Inflator Hose**	0.53m (21")	n/a
211 0871	**MK3 Tyre Inflator Hose**	0.53m (21")	Single clip-on
211 0895	**MK3 Tyre Inflator Hose**	3.5m	Twin clip-on

PCL AirForce Tyre Inflator

• Clear dial display
• Modern, lightweight and shock resistant construction
• Proven Bourdon Tube with beryllium copper construction for robustness and high shock resistance
• Direct valve design increasing inflation and deflation rates
• Individually tested and certified
• Built in swivel and hanging device
• Bar, psi, kPa versions and range of accessories

Specifications
• Accuracy: Exceeds EC Directive 86/217
• Reading Accuracy: 0.1bar / 2psi / 10kPa
• Max Inlet Pressure: 15bar / 218psi / 1500kPa
• Inflation flow: 910l/min @ 13bar supply
• Compliance: EC Directive 86/217 and BS EN 12645:1999



211 0981

Ref. No.	PCL No.	Description	Hose Length	Tyre Valve Connection	Calibration
211 0981	AFG1H06	**9ft Tyreshop Model**	2.7m (9ft)	Twin clip-on	0-170lbf/in^2 & 0-12bar

J

Tyre pressure gauges

Tyre pressure gauge



211 5302



519 9301



519 9318



211 5553
211 5560



519 9349



211 6708



211 0150



870 2245



211 5309

Ref. No.	Description	Measuring range
211 5302	**Gauge Tyre Pressure Digital DTPG7 (See page 57 for description)**	
519 9301	**Tyre pressure gauge QUICKER** • Shock resistant plastic body • Dual calibration • Accuracy complies with European norm EN 12645	0.7 - 4.3 bar 0 - 62 psi
519 9318	**EURODAIRA Tyre pressure gauge, 1900** **For use with:** • Standard valves	0.7 - 12 bar 10 - 174 psi
211 5553	**Gauge Tyre Pressure DPG1-03** • Accurate easy read gauge with 63mm face, twin hold on connector with swivel fitting, quality hose to BS5118, heavy duty gauge bumper for maximum protection.	0 - 12 bar 0 - 170 psi
211 5560	**Gauge Tyre Pressure DPG3-03** • Accurate easy read gauge with 80 mm face, twin hold on connector with swivel fitting, quality hose to BS5118, EC approved, heavy duty gauge bumper for maximum protection.	0 - 12 bar 0 - 170 psi
519 9349	**Gauge Tyre Pressure GHIBLI N1880** • Dial Gauge for standard bore valves, pressure range	0.7 - 12 bar 10 - 170 psi
211 6708	**Gauge Tyre Pressure Digital GA-850-370** • Standard Bore air gauge w/CH-370 dual foot air chuck	0.7 - 12 bar 10 - 174 psi
211 0150	**Digital Universal Service Gauge** • 4 measurement options - psi / bar / kPa / kg/cm2 • Swivel head to allow easy access to the tyre valve • Clear large display	0 - 12 bar 0 - 170 psi
870 2245	**EM Gauge Tyre Pressure Dial Type GA-276** • 18" Standard & Large Bore Gauge w/Extension Handle & bleeder valve	0 -160 psi
211 5309	**EM Tyre Pressure Master Gauge GA290** • 12" Standard & Large Bore Air Master Gauge equipped with recalibration feature	0 -160 psi

Pocket tyre pressure gauge

Ref. No.	Description	Measuring range				
211 5319	**Gauge Tyre Pressure TPG1-01** • Incorporates a self-adjusting friction device which enables the pressure to be read when the tyre pressure gauge is removed from the tyre valve • A positive sealing washer ensures reliability • Integral pocket clip and removable protective cap • Angled head is designed to fit onto the valve at 90 degrees	0.5 - 3.4 bar 6 - 50psi	•	•	•	
211 5412	**Gauge Tyre Pressure TPG4-01** • Incorporates a self-adjusting friction device which enables the pressure to be read when the tyre pressure gauge is removed from the tyre valve • A positive sealing washer ensures reliability • Integral pocket clip and removable protective cap • Twin headed gauge is suitable for commercial vehicles	0.8 - 8.2 bar 10 - 120psi	•	•	•	
211 5395	**Gauge Tyre Pressure TPG20-01** • Incorporates a self-adjusting friction device which enables the pressure to be read when the tyre pressure gauge is removed from the tyre valve • A positive sealing washer ensures reliability • Integral pocket clip and removable protective cap • In-line head is used where direct access to the tyre valve is required	0.5 - 3.4 bar 6 - 50psi		•		
211 5436	**Gauge Tyre Pressure TPG57-03** • Engineered for hard usage over a long period of time • Suitable for all cars and commercial vehicles • Fitted with an extra large filter to protect the quality mechanism • Chrome plated tube with lanyard ring	0.8 - 11 bar 10 - 160psi				•
211 5515	**Gauge Tyre Pressure TPG60H-03** • Engineered for hard usage over a long period of time • Suitable for all cars and commercial vehicles • Fitted with an extra large filter to protect the quality mechanism • Black vulcanite handle	0.8 - 11 bar 10 - 160psi				•
211 5508	**Gauge Master Tyre Pressure TE60H-01** • Designed for checking the accuracy of on-site gauges • Protected in a solid wooden box with moulded tray • Supplied complete with Calibration Certificate	0.8 - 11 bar 10 - 160psi				•
870 2386	**Large Bore Swivel Foot Gauge GA-255S-RCL** • Nickel-plated brass • Nylon slide bar. Easy to read. • Calibrated 10-150 in 2 lb. units • Swivels 360˚ for those hard-to-reach valves. • Metal indicating bar	10-150 psi				•



211 5319



211 5412



211 5395



211 5436



211 5515



211 5508



870 2386

J

Air treatment

Filters, Regulators and Lubricators

- Manual/semi automatic drain
- 10 micron filter
- Complete with wall bracket



211 0101



109162



211 0039



211 0184

Ref. No.	Part No.	Description	Port Size	Max inlet pressure	Adjustment	Flow @ 6bar
211 0101	ATF12	Filter	1/2"	16 bar	-	6000 l/min
109162	ATL12	Filter Lubricator	1/2"	16 bar	-	6000 l/min
211 0039	ATC12	Filter Regulator + gauge	1/2"	16 bar	0-150 lbf/in^2	5000 l/min
211 0184	ATCFRL12	Filter +Regulator + lubricator + gauge	1/2"	16 bar	0-150 lbf/in^2	5000 l/min

Filter block



750 30543

- The Block is a 100 % effective point-of-use airline "Block" for clean, dry air.The Block will not allow moisture or water to pass through the replacement element even if it becomes completely saturated.This high-tech element does not absorb moisture; it blocks it! As the special element becomes activated with moisture, the molecules expand to block the passage of air. If the Block element becomes completely saturated, the molecules will expand to the point of completely stopping all movement of air and or moisture. A fail safe check valve against the damage caused by moisture from compressed airlines.When a Block element becomes contaminated, simply install a replacement.The Block should before the oiler as it blocks oil as well as moisture.



750 3050

Ref. No.	Description	Content
750 3043	**Filter Block 1/4" Complete**	1
750 3050	**Filter Block 1/4" Spare Element**	2

J

Nitrogen generators

NST Nitrogen generators for cars



- Produces your required nitrogen in the workshop!
  Requirements:
- Supply of clean compressed air without organic components (oil) and solvent vapours
- Air dryer not necessarily required

	518 0626
Deoxygenation percentage	up to 99 %
Outlet flow capacity	approx. 2000 l/h
Temperature range	2 - 60 °C
Size	800 x 360 x 210 L x W x H mm
Weight	33 kg

Ref. No.	Description
518 0626	**NST nitrogen generator** **For use with:** • Wall mounting

NST Nitrogen generators for trucks



- These nitrogen generators supply the output required for inflation of truck tyres and can be operated without an additional nitrogen tank
  Requirements:
- Supply of clean compressed air without organic components (oil) and solvent vapours (air dryer not necessarily required)

	518 3685	518 0633
Operating pressure	12.5 bar	8 - 12.5 bar
Deoxygenation percentage	up to 99 %	up to 99 %
Outlet flow capacity	20000 - 25000 l/h	approx. 10000 l/h
Temperature range	2 - 60 °C	2 - 60 °C
Weight	106 kg	33 kg
Size	600 x 600 x 1,800 L x W x H mm	1800 x 265 x 235 L x W x H mm



Ref. No.	Description
518 3685	**NITROTOWER nitrogen generator** • Designed for application in the workshop
518 0633	**NITROVAN nitrogen generator** • Designed for universal use • Can be installed horizontally or vertically • Ideal for the mobile service
518 3692	**NITROCHECK** • Checks the purity • Measures the percentage of nitrogen contained in the air



518 3692

J

PCL N2 Generator and Inflator



- N2 Generator and Inflator - combining the latest in high performance nitrogen generation with leading inflation technology. The PCL N2 Inflator takes all the advantages of the PCL N2 Generator and adds to this the latest in PCL's market leading inflation technology developed to deliver N2 inflation cost effectively.

- The N2 Inflator incorporates the ability to preset the tyre pressure allowing the operator to automatically inflate a car tyre to the level required. It is so reliable and accurate that it enables the operator to securely continue with alternative work whilst the unit is inflating up to 4 tyres with N2 saving time and money. Using proprietary software with bespoke purging and flat tyre detection the inflator can also cost effectively convert a car from air to nitrogen to give consistent provision of the 95% plus purity in the tyre required to deliver the maximum nitrogen benefits based on 97- 98% plus purity delivery.

Ref. No.	Description
N21A02	**PCL N2 Generator and Inflator** • Rugged and reliable design • Mobile to allow efficient and flexible positioning and usage • N2 purity check point • Can be fitted to meet EC standards • Easy to operate and quick installation • Strong support • Tank contents gauge • Electronic preset tyre inflation • Auto-start inflation • Digital display • Up to 4 tyres at once • Automatic flat tyre detection • 1 purge inflation cycle from flat • 2 purge inflation cycle, as standard • Software programme for conversions of up to 4 tyres from air to nitrogen • Bespoke software for optimal nitrogen inflation with purge cycle

Footpump

Single-Barrel Heavy-Duty Footpump



211 0001

- Deluxe quality single barrel foot pump with pressure gauge to 100PSI for car, motorcycle or bicycle (with A/V valve) tyres.

* Quick-lock valve connector
* Supplied with adapters for balls, toys and many other inflatables

Ref. No.	Description
211 0001	**Foot Pump Single Barrel**

Workshop tools

Impact wrenches ..... 308 – 313
Air ratchets 314
Air drills 315
Air hammer 315
Air sanders 316
Pneumatic saws 317
Air punch/flange tool 317
Pneumatic angle grinder 318
Air buffers 319
Impact sockets ..... 320 – 326
Socket adaptors 327
Extension bars ..... 328 – 330
Socket sets ..... 330 – 333
Ratchets 333
Wheel brace bars & extensions 334
Spider/Torque wrenches ..... 335 – 336
Wheel nut indication ..... 337 – 339
Working tools ..... 340 – 351
Specialist vehicle tools ..... 352 – 363
Battery/Electrical ..... 364 – 366
MOT ..... 367 – 368

Outstanding products



Composite impact wrench KI-1838-6 **Page 308**



3 in 1 Orbital Sander **Page 316**



Torque wrench, Norbar 5R **Page 336**

Impact wrenches

1" Impact wrenches, pneumatic



870 0237



870 0835



870 0810



870 0243



870 0268

	KI36-6 870 0237	KI-36 870 0835	KI36-6MT 870 0419	KI-36P 870 0803	KI36-6P 870 0810	KI45-8 870 0243	KI-1837-6 870 0268
Air inlet	1/2 inch PT	1/2 inch PT	1/2 inch PT	1/2 inch PT	1/2 inch PT	1/2 inch PT	1/2 inch PT
Drive	1 inch	1 inch	1 inch	1 inch	1 inch	1 inch	1 inch
Torque	max. 2033 Nm	max. 2033 Nm	max. 2033 Nm	max. 2033 Nm	max. 2033 Nm	max. 3388 Nm	max. 2439 Nm
Torque	1500 ft/lb	1500 ft/lb	1500 ft/lb	1500 ft/lb	1500 ft/lb	2500 ft/lb	1800 ft/lb
Speed	4000 rpm	4000 rpm	4000 rpm	4000 rpm	4000 rpm	3000 rpm	4000 rpm
Air consumption	255 l/min	255 l/min	255 l/min	255 l/min	255 l/min	410 l/min	255 l/min
Weight	11.3 kg	9.06 kg	11.3 kg	9.84 kg	11.44 kg	16.8 kg	12.5 kg



870 0371



870 1838



870 0953



211 0136



870 9811

	KI-1837P 870 0371	KI-1837 870 0378	KI-1838-6 870 1838	KI-1838 870 1845	KI-32-P 870 0953	APT263 211 0136	SP7191 870 9811
Air inlet	1/2 inch PT	1/2 inch PT	1/2 inch PT	1/2 inch PT	3/8 inch PT	1/2 inch	1/2 inch
Drive	1 inch	1 inch	1 inch	1 inch	1 inch	1 inch	1 inch
Torque	max. 2439Nm	max. 2439Nm	max. 2712Nm	max. 2712Nm	max. 1626Nm	max. 2445Nm	max. 1150Nm
Torque	1800 ft/lb	1800 ft/lb	2000 ft/lb	2000 ft/lb	1200 ft/lb	1800 ft/lb	850 ft/lb
Speed	4000 rpm	4000 rpm	5000 rpm	5000 rpm	5500 rpm	4000 rpm	4300 rpm
Air consumption	255 l/min	255 l/min	255 l/min	255 l/min	269 l/min	300 l/min	l/min
Weight	10.62 kg	11.44 kg	8.1 kg	8.1 kg	5.64 kg	10.6 kg	4.6 kg

1" Impact wrenches, pneumatic

Ref. No.	Description	Manufacturer	Model
870 0237	**Wrench Impact 1"**	Kuani	KI-36-6
870 0835	**Wrench Impact 1"**	Kuani	KI-36 Short Anvil
870 0419	**Wrench Impact 1"**	Kuani	KI 36-6MT Mod Torque
870 0803	**Wrench Impact 1"**	Kuani	KI-36-P Pistol Grip
870 0810	**Wrench Impact 1"**	Kuani	KI-36-6-P Pistol Grip
870 0243	**Wrench Impact 1"**	Kuani	KI-45-8
870 0268	**Wrench Impact 1"**	Kuani	KI-1837-6
870 0371	**Wrench Impact 1"**	Kuani	KI-1837-P Pistol Grip
870 0378	**Wrench Impact 1"**	Kuani	KI-1837 Short Anvil
870 1838	**Wrench Impact 1"**	Kuani	KI-1838-6 Composite
870 1845	**Wrench Impact 1"**	Kuani	KI-1838 Composite Short Anvil
870 0953	**Wrench Impact 1"**	Kuani	KI-32-P Pistol Grip
211 0136	**Wrench Impact 1"**	PCL	APT263
870 9811	**Wrench Impact 1"**	SP	SP7191 - Long Anvil Pistol Grip

Profile - Kuani KI-1838-6

- KUANI's innovated 1" Drive ultra light weight impact wrench can now satisfy the end user by reducing the weight by 30% compared with the traditional tool.
- The body of KI-1838-6 is made of durable aluminum and not a composite material compared to some light weight 1" Drive impact wrenches.
- This makes the KI-1838-6 as durable as the classic impact wrench but with an increased torque output of 25%.



NEW - Kuani KI-1469A

- Nuts & bolts are found in lots of restricted environments other than wheels. Farming vehicles and machinery are a perfect example where access is confined to small areas.
- Previously this kind of task could only be carried out with an Angle Impact Wrench, there wasn't any other power tool which was small enough to do the job and Angle Impact Wrenches are very expensive.
- KUANI now manufactures an Impact Wrench that brings an economical solution to this problem, the KI-1469A.
- KI-1469A is specially designed for taking off / tightening nuts which are set at a restricted space where standard impact wrenches cannot reach, for example, nuts for fixing cutters (cultivators) of farm vehicles.
- Power Comparison
- The working torque output of KI-1469A is 500 ft/lb (measured @ the 5th second). KI-1469A is as powerful as KI-856 (with working torque output 600 ft/lb measured @ the 5th second) while KI-1469A (1.55 kgs) is lighter then KI-856 (2.60 kgs).



1" Impact wrenches, pneumatic, accessories

Ref. No.	Description
	Accessories:
870 0978	**Service Kit** **For use with:** • Wrench 1" Kuani KI-36
870 0299	**Handle Side Spade** **For use with:** • Wrench 1" Kuani KI-36, Kuani KI-45
870 0607	**Back Handle Complete Assembly** **For use with:** • Wrench 1" Kuani KI-36
870 0593	**Throttle Valve Seat** **For use with:** • Wrench 1" Kuani KI-36
870 0586	**Throttle Valve Plunger** **For use with:** • Wrench 1" Kuani KI-36
870 0600	**Throttle Valve** **For use with:** • Wrench 1" Kuani KI-36
870 0579	**Throttle Valve Spring** **For use with:** • Wrench 1" Kuani KI-36
870 0572	**O Ring** **For use with:** • Wrench 1" Kuani KI-36
870 0565	**Straight Air Inlet** **For use with:** • Wrench 1" Kuani KI-36
870 0362	**Back Handle Gasket** **For use with:** • Wrench 1" Kuani KI-36
870 0925	**Front hammer case** **For use with:** • Wrench 1" Kuani KI-36
870 4000	**Bolts for side handle (4)** **For use with:** • Wrench 1" Kuani KI-36
	Accessories:
870 0999	**Rotor Blade Set Of 6** **For use with:** • Wrench 1" Kuani KI-36
870 0756	**Anvil** **For use with:** • Wrench 1" Kuani KI-36
870 1009	**Hammer Case Gasket** **For use with:** • Wrench 1" Kuani KI-36
870 0677	**Hammer Frame** **For use with:** • Wrench 1" Kuani KI-1837
870 0639	**Hammer case gasket** **For use with:** • Wrench 1" Kuani KI-1837
870 0646	**Side handle** **For use with:** • Wrench 1" Kuani KI-1837
870 0653	**Back handle complete assembly** **For use with:** • Wrench 1" Kuani KI-1837
870 0660	**Rotor Blade** **For use with:** • Wrench 1" Kuani KI-1837
870 0669	**Back Handle gasket** **For use with:** • Wrench 1" Kuani KI-1837
870 0748	**Anvil** **For use with:** • Wrench 1" Kuani KI-45
870 0769	**Side Handle** **For use with:** • Wrench 1" Kuani KI-45

1/2" Impact wrenches, pneumatic



870 0007



870 0233



870 0330



870 0306



870 0131

	KI-850K 870 0007	KI-853 870 0233	KI-853K 870 0330	KI-856 870 0306	KI-856K 870 0939	KI-857 870 0131	KI-857K 870 0347
Air inlet	R 1/4 inch	1/4 inch	1/4 inch	R 1/4 inch	R 1/4 inch	R 1/4 inch	R 1/4 inch
Drive	1/2 inch	1/2 inch	1/2 inch	1/2 inch	1/2 inch	1/2 inch	1/2 inch
Torque	max. 312 Nm	max. 678 Nm	max. 678 Nm	max. 678 Nm	max. 678 Nm	max. 813 Nm	max. 813 Nm
Torque	230 ft/lb	500 ft/lb	500 ft/lb	500 ft/lb	500 ft/lb	600ft/lb	600ft/lb
Speed	7000 rpm	10000 rpm	10000 rpm	7000 rpm	7000 rpm	7000 rpm	7000 rpm
Air consumption	113 l/min	113 l/min	113 l/min	113 l/min	113 l/min	124 l/min	124 l/min
Weight	2.42 kg	2.56 kg	2.56 kg	2.6 kg	2.6 kg	2.56 kg	2.56 kg



870 0946



211 0143



211 0115



870 9825

	KI-1450 870 0946	APP203 211 0143	APT205 211 0115	SP 870 9825
Air inlet	R 1/4 inch	R 1/4 inch	1/4 inch	R 1/4 inch
Drive	1/2 inch	1/2 inch	1/2 inch	1/2 inch
Torque	max. 813 Nm	max. 928 Nm	max. 540 Nm	max. 550 Nm
Torque	600 ft/lb	682 ft/lb	400 ft/lb	420 ft/lb
Speed	8000 rpm	8500 rpm	7500 rpm	6300 rpm
Air consumption	1251/min	133 l/min	101.7 l/min	0.08m3 l/min
Weight	2.25 kg	1.94 kg	2.4 kg	2.5 kg

1/2” Impact wrenches, pneumatic, continued

Ref. No.	Description	Manufacturer	Model
870 0007	**Wrench Impact 1/2"** **Scope of delivery:** • Wrench 1/2" Kuani KI-850 • Moulded case • Extension bar 125mm • 1/2” sockets: 9,10,11,13,14,17,19,22,24,27mm • Inline oiler	Kuani	KI-850 kit
870 0233	**Wrench Impact 1/2"**	Kuani	KI 853
870 0330	**Wrench Impact 1/2"** **Scope of delivery:** • Wrench 1/2" Kuani KI-853 • Moulded case • 1/2” Impact Extension bar 75mm • 1/2” sockets: 10,12,14,17,19,22,23,24,27mm	Kuani	KI-853 kit
870 0306	**Wrench Impact 1/2"**	Kuani	KI-856
870 0939	**Wrench Impact 1/2"** **Scope of delivery:** • Wrench 1/2" Kuani KI-856 • Moulded case • 1/2” Impact Extension bar 75mm • 1/2” sockets: 10,12,14,17,19,22,23,24,27mm	Kuani	KI-856 kit
870 0131	**Wrench Impact 1/2"**	Kuani	KI-857
870 0347	**Wrench Impact 1/2"** **Scope of delivery:** • Wrench 1/2" Kuani KI-857 • Moulded case • 1/2” Impact Extension bar 75mm • 1/2” sockets: 10,12,14,17,19,22,23,24,27mm	Kuani	KI-857 kit
870 0946	**Wrench Impact 1/2" - Composite**	Kuani	KI-1450
211 0143	**Wrench Impact 1/2" - Composite**	PCL	APP203
211 0115	**Wrench Impact 1/2"**	PCL	APT205
870 9825	**Wrench Impact 1/2" HD Twin Dog Clutch**	SP	
	Accessories:		
870 0918	**Anvil Shank** **For use with:** • Wrench 1" Kuani KI-853		

3/4” Impact wrenches, pneumatic



870 0124



870 0435
(product has 6” anvil)



870 0117



870 0323

	KI-23 870 0124	KI-23-6 870 0435	KI-23 kit 870 0117	KI-30 870 0323
Air inlet	R 1/4 inch	R 1/4 inch	R 1/4 inch	3/8 inch
Drive	3/4 inch	3/4 inch	3/4 inch	3/4 inch
Torque	max. 1016 Nm	max. 1016 Nm	max. 1016 Nm	max. 1491 Nm
Torque	750 ft/lb	750 ft/lb	750 ft/lb	1100 ft/lb
Speed	6500 rpm	6500 rpm	6500 rpm	5500 rpm
Air consumption	198 l/min	198 l/min	198 l/min	269 l/min
Weight	4.55 kg	6.13 kg	4.55 kg	5.6 kg

Ref. No.	Description	Manufacturer	Model
870 0124	**Wrench Impact 3/4"**	Kuani	KI-23
870 0435	**Wrench Impact 3/4"**	Kuani	KI-23-6
870 0117	**Wrench Impact 3/4"** **Scope of delivery:** • Wrench 1" Kuani KI-23 • Moulded case • Impact sockets, double depth, 27,30,32,33mm	Kuani	KI-23 kit
870 0323	**Wrench Impact 3/4"**	Kuani	KI-30

Air ratchets

Air ratchets, pneumatic



870 0010



870 0017



870 0625



870 0632



870 2312



870 0024

	KW316 870 0010	KW350 870 0017	KW-2302 870 0625	KI-2303 870 0632	KI-2312 870 2312	KW450 870 0024
Air inlet	R 1/4 inch	R 1/4 inch	1/4 inch	1/4 inch	R 1/4 inch	R 1/4 inch
Drive	3/8 inch	3/8 inch	3/8 inch	3/8 inch	3/8inch	1/2 inch
Torque	max. 27.1 Nm	max. 68 Nm	max. 54 Nm	max. 108 Nm	max. 108 Nm	max. 68 Nm
Torque	20 ft/lb	50 ft/lb	40 ft/lb	80 ft/lb	80 ft/lb	50 ft/lb
Speed	250 rpm	150 rpm	270 rpm	225 rpm	280 rpm	150 rpm
Air consumption	62 l/min	113 l/min	79 l/min	130 l/min	113 l/min	113 l/min
Weight	0.52 kg	1.2 kg	0.66 kg	1.61 kg	1.24 kg	1.2 kg

Ref. No.	Description	Manufacturer	Model
870 0010	**Ratchet Air 3/8"**	Kuani	KW316 Stubby
870 0017	**Ratchet Air 3/8"**	Kuani	KW350 HD
870 0625	**Ratchet Air 3/8" Mini SD**	Kuani	KI-2302
870 0632	**Ratchet Air 3/8" SD**	Kuani	KI-2303
870 2312	**Ratchet Air 1/2"**	Kuani	KI-2312
870 0024	**Ratchet Air 1/2"**	Kuani	KW450 HD

Air drills

Air drills, pneumatic



870 0038



870 0110



211 0080

	870 0038	870 0110	211 0080
Air inlet	1/4 inch	1/4 inch	1/4 inch
Chuck size	3/8 inch	1/2 inch	3/8 inch
Speed	1800 rpm		1800 rpm
Air consumption	113 l/min		113 l/min
Weight	0.98 kg		1.1 kg

Ref. No.	Description	Manufacturer	Model
870 0038	**Drill Air 3/8" - Keyless chuck**	Kuani	KD-863-KC Reversible
870 0110	**Drill Air 1/2" - Keyless chuck**	Kuani	KI-5408-KC Reversible
211 0080	**Drill Air 3/8"- Keyless chuck**	PCL	APT401R

	Accessories:
870 2616	**Jacobs chuck key 3/8"**

Air hammer

Air hammer, pneumatic

	870 0849
Blows per min	2100 bpm
Bore diameter	3/4”
Air consumption	280 l/min
Air inlet	1/4 PT
Weight	1.85 kg

Ref. No.	Description
870 0849	**Air Hammer KI-4710R/H Kit Hexagon**



870 0849

Air sanders

Air sanders, pneumatic



870 0138



870 0145



870 0182



870 0189

	KI-6402 870 0138	KI-6403 870 0145	KI-6601 870 0182	KI-6612 870 0189
Air inlet	1/4 inch	1/4 inch	1/4 inch	1/4 inch
Belt size	10 x 330 mm	20 x 520 mm	paper size 125 mm	size of pad 150 mm
Length	290 mm	360 mm	184 mm	225 mm
Speed	16000 rpm	16000 rpm	10000 rpm	10000 rpm
Air consumption	360 l/min	390 l/min	368 l/min	450 l/min
Weight	0.8 kg	1.1 kg	0.77 kg	2.1 kg

Ref. No.	Description	Manufacturer	Model	Content
870 0138	**Belt Sander 10mm x 330m**	Kuani	KI-6402	
870 0145	**Belt Sander 20mm x 520m**	Kuani	KI-6403	
870 0182	**3 in 1 Orbital Sander**	Kuani	KI-6601	
870 0189	**3 Dual Action Orbital Sander**	Kuani	KI-6612	
	Accessories:			
870 0960	**Sander Belts 80 Grit 10mm**	Kuani	KI-6402	5
870 0967	**Sander Belts 120 Grit 10mm**	Kuani	KI-6402	5
870 0974	**Sander Belts 180 Grit 10mm**	Kuani	KI-6402	5

Pneumatic saws

Pneumatic fret saws

• For removal of steel plies embedded within the rubber

Ref. No.	Description	Operating pressure	Length	Content
870 0264	**Fret saw, pneumatic KM875 HD** • For the preparation of sidewall damages to truck tyres	6 - 8 bar	280 mm	1



870 0264

Cut Off Tool

• For removal of steel plies embedded within the rubber

Ref. No.	Description	Operating pressure	Length	Content
870 0045	**Cut Off Tool 3" KI 4402 HD** • For the preparation of sidewall damages to truck tyres	6 - 8 bar	444 mm (17 1/2")	1
	Accessories:			
870 0271	**Discs Cut Off Tool** **For use with:** • Steel/rubber		75 mm	1



870 0045

Air punch/flange tool

Air punch/flange tool

Ref. No.	Description
870 0842	**Air Punch/flange tool Kuani KI 4110**



870 0842

Pneumatic angle grinder



870 0395



870 0399

Pneumatic angle grinder

	870 0395	870 0399
Speed	11000 rpm	11000 rpm
Size of pad	5”	4”
Air consumption	169 l/min	169 l/min
Weight	1.9 kg	1.9 kg

Ref. No.	Description
870 0395	**Angle Grinder Air Kuani KI-6802** **For use with:** • Steel/rubber
870 0399	**Angle Grinder Air Kuani KI-6801** **For use with:** • Steel/rubber



870 0818

Needle Scalers - Vibration Damped

Ref. No.	Description	Operation.
870 0818	**Needle Scaler Vibration Dampened B18MAV** • Suitable for cleaning heavy paint and rust scale from metal surfaces.	Heavy duty

	Unit	Measurement
Bore	mm	23.5
Stroke	mm	35.6
Stroke	inch	1.4
Needle Capacity No. x ø	mm	19 x 3
Blows per minute		3000
Weight	kg	3.5
Weight	lb	7.7
Air Consumption at Free Speed	l/s	2.6
Air Consumption at Free Speed	cfm	5.5
Air Inlet Thread	inch	1/4
Hose Int. Ø	mm	10
Hose Int. Ø	inch	10
Length	mm	400
Length	inch	15.6

Air buffers

Air buffers, pneumatic



870 0250



870 0337



870 0052



211 0094

	870 0250	870 0337	870 0052	211 0094
Air inlet	1/4 PT	1/4 PT	1/4 PT	1/4 PT
Speed	2500 rpm	22000 rpm	22000	22000
Air consumption	396 l/min	424 l/min	113 l/min	85 l/min
Weight	0.91 kg	0.68 kg	0.6 kg	0.6 kg

Ref. No.	Description	Manufacturer	Model
870 0250	**Buffer Air - Quick Release**	Kuani	KD-860 HD
870 0337	**Buffer Air - Drill type chuck**	Kuani	KI-4401
870 0052	**Buffer Air, with rear exhaust pipe**	Kuani	KI-6206-IN
211 0094	**Die Grinder**	PCL	APT702

Pistol Grip Blowgun

- Manufactured from high quality die-cast alloy, giving the tool a long trouble-free life.

Key Product Benefits
- Robust and compact design
- Supplied with a conical and safety nozzle
- Display packed for convenience

Product Safety Info
- Outlet pressure on blowguns should not exceed 2bar / 28lbf/in^2. It is therefore recommended that an in-line regulator is fitted to your air supply to ensure this.

Specifications
- Max Supply Pressure: 10bar / 140lbf/in^2
- Connection: 1/4 Female
- Air Flow: 320l/min / 11.2cfm
- Temperature Range: 0 to 80°C

Ref. No.	Description
211 1492	**Pistol Grip Blowgun** **For use with:** • cleaning dust and debris



211 1492

Chrome sockets 3/8”

Chrome sockets 3/8", standard



- Hexagon
- Chrome Vanadium Steel

Ref. No.	Description	Drive	Size
10380510	**Chrome sockets 3/8", standard**	3/8 inch	10 mm
10380513	**Chrome sockets 3/8", standard**	3/8 inch	13 mm
10380514	**Chrome sockets 3/8", standard**	3/8 inch	14 mm

Impact sockets 3/8", chrome, double depth



- Hexagon
- Chrome Vanadium Steel

Ref. No.	Description	Drive	Size
11138	**Socket double depth, chrome, brake**	3/8 inch	8 mm
11139	**Socket double depth, chrome, brake**	3/8 inch	9 mm

Chrome sockets 3/8", double depth



- Hexagon
- Chrome Vanadium Steel

Ref. No.	Description	Drive	Size
10380610	**Socket double depth, chrome**	3/8 inch	10 mm
10380612	**Socket double depth, chrome**	3/8 inch	12 mm
10380613	**Socket double depth, chrome**	3/8 inch	13 mm
10380614	**Socket double depth, chrome**	3/8 inch	14 mm
10380615	**Socket double depth, chrome**	3/8 inch	15 mm
10380617	**Socket double depth, chrome**	3/8 inch	17 mm
10380619	**Socket double depth, chrome**	3/8 inch	19 mm

Impact sockets 1/2”

Impact sockets 1/2”

- Suitable for use with impact wrench
- Hexagon
- Chrome-molybdenum steel
- Surface burnished

Ref. No.	Description	Drive	Size
120510	**Socket**	1/2 inch	10 mm
120511	**Socket**	1/2 inch	11 mm
120513	**Socket**	1/2 inch	13 mm
12920614	**Socket**	1/2 inch	14 mm
870 3677	**Socket**	1/2 inch	15 mm
12920516	**Socket**	1/2 inch	16 mm
870 3581	**Socket**	1/2 inch	17 mm
870 3937	**Socket**	1/2 inch	18 mm
870 3543	**Socket**	1/2 inch	19 mm
870 3550	**Socket**	1/2 inch	20 mm
870 3567	**Socket**	1/2 inch	21 mm
870 3574	**Socket**	1/2 inch	22 mm
870 3598	**Socket**	1/2 inch	23 mm
870 3495	**Socket**	1/2 inch	26 mm
870 2599	**Socket**	1/2 inch	27 mm
870 3691	**Socket**	1/2 inch	32 mm
870 3732	**Socket**	1/2 inch	36 mm
870 3787	**Socket**	1/2 inch	38 mm



Impact sockets 1/2", double depth, thin wall

- Suitable for use with impact wrench
- Hexagon
- Chrome-molybdenum steel
- Surface burnished

Ref. No.	Description	Drive	Size
870 4099	**Socket double depth, thin wall**	1/2 inch	17 mm
870 4106	**Socket double depth, thin wall**	1/2 inch	19 mm
870 4113	**Socket double depth, thin wall**	1/2 inch	21 mm
870 4054	**Socket double depth, thin wall**	1/2 inch	27 mm



Chrome sockets 1/2",double depth

- Hexagon
- Chrome Vanadium Steel

Ref. No.	Description	Drive	Size
870 1181	**Socket double depth, chrome**	1/2 inch	10 mm
870 1188	**Socket double depth, chrome**	1/2 inch	19 mm
870 1195	**Socket double depth, chrome**	1/2 inch	21 mm



Impact sockets 1/2", double depth



- Suitable for use with impact wrench
- Hexagon
- Chrome-molybdenum steel
- Surface burnished

Ref. No.	Description	DriveSize	Size
870 3633	Socket double depth	1/2 inch	10 mm
870 3640	Socket double depth	1/2 inch	11 mm
870 3647	Socket double depth	1/2 inch	12 mm
870 3653	Socket double depth	1/2 inch	13 mm
870 3660	Socket double depth	1/2 inch	14 mm
870 3667	Socket double depth	1/2 inch	15 mm
870 4535	Socket double depth	1/2 inch	16 mm
870 4528	Socket double depth	1/2 inch	17 mm
870 4360	Socket double depth	1/2 inch	18 mm
870 4391	Socket double depth	1/2 inch	19 mm
870 4322	Socket double depth	1/2 inch	20 mm
870 4119	Socket double depth	1/2 inch	21 mm
870 4315	Socket double depth	1/2 inch	22 mm
870 4157	Socket double depth	1/2 inch	23 mm
870 4164	Socket double depth	1/2 inch	24 mm
870 3725	Socket double depth	1/2 inch	26 mm
870 4205	Socket double depth	1/2 inch	27 mm
870 3794	Socket double depth	1/2 inch	28 mm
870 3990	Socket double depth	1/2 inch	29 mm
870 3488	Socket double depth	1/2 inch	30 mm
870 4487	Socket double depth	1/2 inch	32 mm
870 4308	Socket double depth	1/2 inch	33mm
870 3930	Socket double depth	1/2 inch	38 mm

Insulated sockets 1/2", chrome, double depth



870 3715

- Suitable for use with impact wrench
- Hexagon

Ref. No.	Description	Drive	Size
870 3715	Socket double depth, insulated	1/2 inch	17 mm
870 4126	Socket double depth, insulated	1/2 inch	19 mm
870 3749	Socket double depth, insulated	1/2 inch	21 mm
870 3739	Socket double depth, insulated	1/2 inch	27 mm
801 2186	Socket set, insulated PCL	1/2 inch	17 mm 19 mm 21 mm

Impact sockets 1/2” - Imperial

- Suitable for use with impact wrench
- Hexagon
- Chrome-molybdenum steel
- Surface burnished

Ref. No.	Description	Drive	Size
870 4494	Socket BSW	1/2	3/4
870 3512	Socket	1/2 inch	1/2 inch
870 4370	Socket	1/2 inch	7/8 inch
870 3536	Socket	1/2 inch	11/16 inch
870 3529	Socket	1/2 inch	15/16 inch
870 4426	Socket	1/2 inch	1 inch
870 2551	Socket	1/2 inch	1 1/16 inch
870 3505	Socket	1/2 inch	1 1/8 inch
870 4580	Socket double depth	1/2 inch	13/16 inch
870 3471	Socket double depth	1/2 inch	11/16 inch
870 4504	Socket double depth BSW	1/2	3/4

Impact sockets 3/4”

Impact sockets 3/4", standard

- Suitable for use with impact wrench
- Hexagon
- Chrome-molybdenum steel
- Surface burnished

Ref. No.	Description	Drive	Size
870 3701	Socket	3/4 inch	19mm
870 3705	Socket	3/4 inch	21 mm
870 4078	Socket	3/4 inch	22mm
870 4188	Socket	3/4 inch	23 mm
870 4330	Socket	3/4 inch	24 mm
870 4092	Socket	3/4 inch	26 mm
801 2368	Socket	3/4 inch	27 mm
870 4257	Socket	3/4 inch	29 mm
870 4264	Socket	3/4 inch	30 mm
801 2461	Socket	3/4 inch	32mm
870 2654	Socket	3/4 inch	33 mm



Impact sockets 3/4", double depth



- Suitable for use with impact wrench
- Hexagon
- Chrome-molybdenum steel
- Surface burnished

Ref. No.	Description	Drive	Size
870 4511	Socket double depth	3/4 inch	17 mm
870 4047	Socket double depth	3/4 inch	19 mm
870 4518	Socket double depth	3/4 inch	22 mm
870 4525	Socket double depth	3/4 inch	24 mm
870 4470	Socket double depth	3/4 inch	27 mm
870 4477	Socket double depth	3/4 inch	28 mm
870 1990	Socket double depth	3/4 inch	29 mm
870 4384	Socket double depth	3/4 inch	30 mm
870 4566	Socket double depth	3/4 inch	32mm
870 2049	Socket double depth	3/4 inch	33 mm
870 4573	Socket double depth	3/4 inch	36 mm
870 2031	Socket double depth	3/4 inch	38 mm

Impact sockets 1”

Impact sockets 1”, standard



- Suitable for use with impact wrench
- Hexagon
- Chrome-molybdenum steel
- Surface burnished

Ref. No.	Description	Drive	Size
870 1710	Socket	1 inch	19 mm
870 1727	Socket	1 inch	21 mm
870 2829	Socket	1 inch	22 mm
870 1961	Socket	1 inch	23 mm
870 1734	Socket	1 inch	24 mm
870 2024	Socket	1 inch	26 mm
870 1576	Socket	1 inch	27mm
870 1583	Socket	1 inch	28 mm
870 1600	Socket	1 inch	30 mm
870 1617	Socket	1 inch	32 mm
870 2075	Socket	1 inch	35 mm
870 1655	Socket	1 inch	36 mm
870 1679	Socket	1 inch	38 mm

Impact sockets 1", Thin wall

- Suitable for use with impact wrench
- Hexagon
- Chrome-molybdenum steel
- Surface burnished

Ref. No.	Description	Drive	Size
870 2056	**Socket double depth, thin wall**	1 inch	27 mm
870 2087	**Socket double depth, thin wall**	1 inch	28 mm
870 2094	**Socket double depth, thin wall**	1 inch	30 mm
870 2063	**Socket double depth, thin wall**	1 inch	32 mm
870 2070	**Socket double depth, thin wall**	1 inch	33 mm
870 2038	**Socket double depth, thin wall**	1 inch	34 mm
870 1765	**Socket double depth, thin wall**	1 inch	38mm
870 4353	**Socket double depth, thin wall**	1 inch	42 mm



Impact sockets 1", double depth

- Suitable for use with impact wrench
- Hexagon
- Chrome-molybdenum steel
- Surface burnished

Ref. No.	Description	Drive	Size
870 4133	**Socket double depth**	1 inch	15 mm
870 4140	**Socket double depth**	1 inch	19 mm
870 4147	**Socket double depth**	1 inch	21 mm
870 4171	**Socket double depth**	1 inch	22 mm
870 1047	**Socket double depth**	1 inch	23 mm
870 1291	**Socket double depth**	1 inch	24 mm
870 4417	**Socket double depth**	1 inch	26 mm
870 1033	**Socket double depth**	1 inch	27 mm
870 1741	**Socket double depth**	1 inch	28 mm
870 1590	**Socket double depth**	1 inch	29 mm
870 1026	**Socket double depth**	1 inch	30 mm
870 1597	**Socket double depth**	1 inch	31 mm
870 1631	**Socket double depth**	1 inch	32 mm
870 1648	**Socket double depth**	1 inch	33 mm
870 1662	**Socket double depth**	1 inch	34 mm
870 1669	**Socket double depth**	1 inch	35 mm
870 4432	**Socket double depth**	1 inch	36 mm
870 4449	**Socket double depth**	1 inch	38 mm
870 4037	**Socket double depth**	1 inch	40 mm
870 1978	**Socket double depth**	1 inch	41 mm
870 4085	**Socket double depth**	1 inch	42 mm
870 4094	**Socket double depth**	1 inch	46 mm



Impact sockets 1" - Imperial

- Suitable for use with impact wrench
- Hexagon
- Chrome-molybdenum steel
- Surface burnished

Ref. No.	Description	Drive	Size
870 1741	Socket BSW double depth	1 inch	5/8 BSW/28mm
870 1624	Socket BSW double depth	1 inch	3/4 BSW
870 1143	Socket	1 inch	1 1/8 inch
870 1758	Socket	1 inch	1 1/4 inch
870 1222	Socket	1 inch	1 5/8 inch
870 1909	Socket double depth	1 inch	15/16 inch
870 1253	Socket double depth	1 inch	1 1/8 inch
870 4298	Socket double depth	1 inch	1 3/4 inch

Impact sockets, thin wall for disk lock wheel nuts



photo for illustration purposes only

Ref. No.	Description	Drive	Size
870 1318	Socket double depth	3/4 inch	38 mm
870 1301	Socket double depth	3/4 inch	34 mm
870 1325	Socket double depth	1 inch	34 mm
870 1332	Socket double depth	1 inch	38 mm

Impact sockets, bud, square socket





801 2375
photo for illustration purposes only

Ref. No.	Description	Drive	Size
870 1789	Socket bud, double depth	1 inch	21 mm
801 2375	Socket bud, double depth	1 inch	41 x 21 mm
801 2389	Socket bud, double depth	1 inch	13/16" x 1 1/2"

Socket adaptors

Socket adaptors



photo for illustration purposes only

Ref. No.	Description	Female	Male
311 0105	Adaptor chrome	3/8 inch	1/4 inch
10380036	Adaptor chrome	3/8 inch	1/2 inch
870 1803	Adaptor impact	1/2 inch	3/8 inch
801 2430	Adaptor impact	1/2 inch	3/4 inch
801 2279	Adaptor impact	1/2 inch	1 inch
801 2272	Adaptor impact	3/4 inch	1/2 inch
801 2241	Adaptor impact	3/4 inch	1 inch
801 2289	Adaptor impact	1 inch	3/4 inch

Universal joint



Ref. No.	Description	Drive
10380030	Universal joint, chrome	3/8 inch
10120030	Universal joint, chrome	1/2 inch

Extension bars

3/8” Extension bars, chrome



13202

Ref. No.	Description	Drive	Size
13202	Extension bar	3/8 inch	3 inch
10380021	Extension bar	3/8 inch	6 inch
10380022	Extension bar	3/8 inch	10 inch
801 2330	Extension bar	3/8 inch	15 inch

3/8” Extension bars, impact



Ref. No.	Description	Drive	Size
801 2337	Extension bar	3/8 inch	10 inch
801 2344	Extension bar	3/8 inch	12 inch

Wobble bar extension set



10380043

Ref. No.	Description	Drive
10380043	Wobble bar extension set, 5 piece	3/8 inch

1/2” Extension bars, chrome



10120021



801 2492

Ref. No.	Description	Drive	Size
10120020	Extension bar	1/2 inch	2 1/2 inch
10120021	Extension bar	1/2 inch	6 inch
10120022	Extension bar	1/2 inch	10 inch
801 2492	Extension bar	1/2 inch	15 inch

1/2” Extension bars, impact



Ref. No.	Description	Drive	Size
801 2361	Extension bar	1/2 inch	3 inch
801 2399	Extension bar	1/2 inch	5 inch
870 2582	Extension bar	1/2 inch	8 inch
870 3622	Extension bar	1/2 inch	10 inch

3/4" Extension bars, impact

Ref. No.	Description	Drive	Size
870 3770	Extension bar	3/4 inch	10 inch
870 1569	Extension bar	3/4 inch	16 inch



870 1569

3/4" Extension bars, chrome

Ref. No.	Description	Drive	Size
10340022	Extension bar chrome	3/4 inch	16 inch



1" Extension bars, impact

Ref. No.	Description	Drive	Size
801 2382	Extension bar	1 inch	6 inch
801 2416	Extension bar	1 inch	10 inch
801 2409	Extension bar	1 inch	12 inch
870 1686	Extension bar	1 inch	16 inch



1" Extension bars, chrome

Ref. No.	Description	Drive	Size
10110040	Extension bar	1 inch	8 inch
10110050	Extension bar	1 inch	16 inch



Flexible handle

Ref. No.	Description	Drive	Size
595 3214	Flexible handle	1/2 inch	600 mm
595 3221	Flexible handle repair kit	1/2 inch	



595 3214



595 3221

Power bar

Ref. No.	Description	Drive	Size
10110020	Power bar	1/2 inch	600 mm
595 3242	Power bar	3/4 inch	24 inch



10110020



595 3242



179

Speed bar

Ref. No.	Description	Drive
179	**Speed bar**	3/8 inch

Socket sets

Socket sets 3/8”



10380503



871 0035



871 0007



AK683

Ref. No.	Description	Imperial/Metric	Type	Pieces
10380503	**Socket set, double depth** • Large, easy to read markings for fast identification gives this deep metric socket set the edge. Sockets in 3/8"D Chrome Vanadium and Single Hex (6pt) include: 10/11/12/13/14/15/16/17mm on a quick release socket rail.	Metric	Chrome	8 pc
871 0035	**Socket set** • Sockets 6/7/8/9/10/11/12/13/14/15/16/17/18/19/20/21/22mm, Sliding T Bar, Universal Joint, Ratchet Handle, Exstension Bar 3inc 6inc, Spark Plug Sockets 16mm 21mm, Metal Storage Box	Metric	Chrome	24 pc
871 0007	**Socket set** • A comprehensive socket set with standard and deep sockets plus 2 spark plug sockets 10 I 14mm. Accessories include: professional ratchet, extension bars 75 I 150mm, sliding T-bar, universal joint, standard sockets: 6-22mm and deep sockets 10-19mm	Metric	Chrome	34 pc
AK683	**Socket set** • Type: 3/8"Sq Drive Deep • Metric Sizes: 8, 10, 11, 13, 14, 16, 17, 19mm • Imperial Sizes: 3/8", 1/2", 9/16", 11/16"	Metric/Imperial	Impact	12 pc

Socket sets 1/2”



595 2820



029126



029121



871 0028

Ref. No.	Description	Imperial/Metric	Type	Pieces
595 2820	**Socket set standard** • A unique V profile Socket Set that fits Spline, Star, AF, Metric and Whitworth fixings, supplied on a socket rail and mirror finished in Chrome Vanadium. Sizes: 10/11/12/13/14/15/16/17/18/19/20/21/22/23/24/27/30/32mm	Metric	Chrome	18 pc
029126	**Socket set, double depth** • Black finished, Chrome Vanadium deep sockets in plastic storage case. Sizes: 10 I 13 I 14 I 16 I 17 I 19 I 21 I 22 I 24mm.	Metric	Impact	9 pc
029121	**Socket set, standard** • Impact sockets in black finish, Chrome Vanadium and complete with 2 extension bars 75mm I 125mm and supplied in plastic storage case Sizes: 10/11/12/13/14/16/17/19/21/24mm.	Metric	Impact	12 pc
029134	**Socket set, double depth - Kuani** • 10/11/12/13/14/15/16/17/18/19/22/24/27 mm • 1/2F to 3/8M • 3/8F to 1/2M	Metric	Impact	15 pc
871 0028	**Socket set** • Sockets 10/11/12/13/14/15/16/17/18/19/20/21/22/23/24/27/30/32mm, Deep Socket 10/13/17/19mm, Adaptor, Universal Joint, Ratchet Handle, Extension Bar 5 Inch 10 inch, Spark Plug Sockets 16mm 21mm	Metric	Chrome	29 pc

Socket sets 1/2”



870 1019



311 0077



KL01002



801 2186



595 3088

Ref. No.	Description	Imperial/Metric	Type	Pieces
870 1019	**Socket set1/2" + 1/4"** • GAITHER	Metric	Chrome	94 pc
311 0077	**Hub nut socket set 1/2" + 1/4"** • Contents: 30, 32, 34, 35, 36mm • Heavy-duty, high quality, Chrome Molybdenum impact sockets suitable for use with any 1/2"Sq drive impact tool. • Blackened finish for added corrosion resistance. • Tool suitable for hub nut applications where high torque is required. • Supplied in a tough composite storage case.	Metric	Impact	5 pc
KL01002	**Socket set, Accu torque** • 65 ft/lb(90 Nm)-Green • 80 ft/lb(110 Nm)-Yellow • 100 ft/lb(135 Nm)-Blue • 120 ft/lb(160 Nm)-Grey • 140 ft/lb(190 Nm)-White • All sticks are: (1/2" drive female-(gun end), 1/2" drive male (lug nut socket end) • Sticks are accurate to within +/- 3% when used with a 375-400ft/lb impact gun. • Made of Chrome Vanadium Steel for professional use.	Metric		5 pc
801 2186	**Socket set, insulated, PCL APA12** • Impact rated 6 point chrome molybdenum sockets • 3 alloy wheel sockets to cover the most popular sizes for a 1/2" impact wrench • Sizes included (mm): 17, 19, 21 • Storage case complete with individual labeled moulds- for each socket size • All PCL sockets exceed ANSI specifications • Features two grease rings for superior user grip	Metric		3 pc
595 3088	**Torque control socket** • Pre set to 100 NM (74Ft lb). These sockets are designed to prevent overthrowing with impact wrenches. Set to a torque below the average set on most vehicle"s wheel studs to allow 100Nm to be achieved safetly and quickly with the final torque achieved with at torque wrench The sockets are in 17, 19 and 21mm. Manufactured from Chrome Molybdenum	Metric		3 pc

Socket sets 3/4”



870 1785

Ref. No.	Description	Imperial/Metric	Type	Pieces
870 1785	**Socket set** • Socket set with Metric and Imperial sockets sizes in Bi-hex format Set includes: 100mm/150mm/200mm extension bars, 3/4"D ratchet, sliding T bar and adaptor plus metric and Imperial sockets Sizes: 22/24/26/27/30/32/33/36/38/41mm and 5/16, 1 1/8, 1 3	Metric	Chrome	26 pc

Socket sets 1”

Ref. No.	Description	Imperial/Metric	Type	Pieces
870 1150	**Socket set, double depth** • 24,27,30,32,33	Metric	Impact	5 pc



870 1150

Ratchets

Ratchet wrenches



033800



031200

Ref. No.	Description
033800	**Reversible ratchet 1/2"** • Length 215mm • Quick Release Mechanism • Fully polished • Chrome Vanadium
031200	**Ratchet 3/8"** • Length 145mm • Quick Release Mechanism • Polished finished • Ergonomic handle

Wheel brace bars and extensions

Wheel brace bars and extensions



- A double ended 1" drive wheel nut brace.
- Takes any 1" square drive socket.

801 1417



- A long leverage bar for L braces. The brace and bar in two parts allows easier storage on vehicles.

- An L wheel nut brace with welded socket head.



standard brace



reinforced brace

Ref. No.	Description	Drive/Length	Wheel nut size
801 1400	**Wheel brace extension bar**	500 mm	
801 1438	**Wheel brace extension bar**	1450 mm	
801 1431	**Wheel brace standard - metric**		19 mm
801 1534	**Wheel brace standard - metric**		24 mm
801 155 8	**Wheel brace standard - metric**		26 mm
801 1376	**Wheel brace standard - metric**		27 mm
801 1589	**Wheel brace standard - metric**		28 mm
801 1228	**Wheel brace standard - metric**		29 mm
801 1383	**Wheel brace standard - metric**		30 mm
801 1390	**Wheel brace standard - metric**		32 mm
801 1493	**Wheel brace reinforced - metric**		27 mm
801 1280	**Wheel brace reinforced - metric**		32 mm
801 1637	**Wheel brace reinforced - metric**		33 mm
801 1630	**Wheel brace reinforced - hexagon type**		33 mm
801 1321	**Wheel brace standard - imperial**		5/8 inch
801 1345	**Wheel brace standard - imperial**		3/4 inch
801 1352	**Wheel brace standard - imperial**		15/16 inch
801 1369	**Wheel brace standard - imperial**		1 1/2 inch
801 1307	**Wheel brace reinforced - imperial**		3/4 BSW
801 1273	**Wheel brace reinforced - imperial**		15/16 inch
801 1572	**Wheel brace reinforced - imperial**		1 1/4 inch
801 1417	**Wheel brace, square drive**	1 inch	
801 1424	**Wheel brace, extension bar for 1" brace**	500 mm	

Spider/Torque wrenches

Spider wrenches, 4 way



840 0114



840 0035



840 0097

Ref. No.	Description	Make		
840 0114	Spider wrench - 24,27,33,38mm	Melco 4WL/P		•
840 0035	Spider wrench - 17,19,21,22mm	Melco 4WC/I	•	
840 0097	Spider wrench - 17,19, 22mm and 1/2" drive	Hazet 705 V-02	•	•

Spider wrenches, 6 way



870 4463



870 2128



870 2135

	870 4463	870 2128	870 2135
Length	390 x 390 mm	390 x 390 mm	700 x 700 mm
Drive	1/2 inch		3/4 inch
Size	17, 19,21,22,24	16,17,19,21,22,24	15/16, 1 3/16, 1 5/16, 1 1/12

Ref. No.	Description	Make		
870 4463	Spider wrench	Melco 6WC/3P	•	
870 2128	Spider wrench	Melco 6WB6	•	
870 2135	Spider wrench	Melco 6WL/P		•

K

Torque wrenches



800020

311 3461



311 0042



311 4371



311 4395



311 4378



311 3482

Ref. No.	Description	Drive	Working range	Length	Weight
800020	Torque wrench, Norbar SL0/TT20	3/8 inch	1 - 20 Nm	230 mm	0.4 kg
311 3461	Torque wrench, Norbar TRUTORQUE TT50	3/8 inch	8 - 50 Nm	278 mm	0.5 kg
311 0042	Torque wrench, Draper	1/2 inch	40 - 210 Nm	475 mm	1.5 kg
311 4371	Torque wrench, Norbar TRUTORQUE TT250	1/2 inch	50 - 250 Nm	560 mm	1.4 kg
311 4395	Torque wrench, Norbar PRO330	1/2 inch	60 - 330 Nm	635 mm	1.5 kg
311 4378	Torque wrench, Norbar 4R	3/4 inch	150 - 700 Nm	1150 mm	6.3 kg
311 3482	Torque wrench, Norbar 5R	1 inch	300 - 1000 Nm	1475 mm	7.3 kg
	Accessories				
311 3503	Repair ratchet kit, Norbar 5R				
311 3510	Torque wrench spring set				
311 3468	Torque multiplier				





Torque wrench adaptors

Ref. No.	Description	Male	Male
870 2733	Torque wrench adaptor	1/2 inch	1/2 inch
870 1772	Torque wrench adaptor	3/4 inch	3/4 inch
870 1693	Torque wrench adaptor	3/4 inch	1 inch
870 1810	Torque wrench adaptor	1 inch	1 inch

Selson Acutorque® torque multiplier - M18



311 3468
(for further technical data contact REMA TIP TOP)

- Selson Acutorque® torque multipliers offer an easy way to tighten or loosen nuts, bolts or screws with greater accuracy and less effort.
- High torque, low effort. Selson torque multipliers are manually operated tools which achieve very high torque outputs without the need for back-breaking exertion. The planetary gearing multiplies the input from a 4:1 torque ratio up to 40:1 to the output shaft, depending on the model used.

Ref. No.	Torque ratio	Maximum Input	Maximum Output	Length	Maximum diameter
311 3468	4:1	437 Nm	1750Nm	196 mm	82 mm

Wheel nut indication

CHECKPOINT®

- The CHECKPOINT® indicator is fitted on the wheel nuts
- When a wheel nut comes loose, the direction of the indicator changes visibly
- CHECKPOINT® makes it possible to correctly check vehicles for loose wheel nuts during the daily inspection rounds
- Further sizes available on request

Ref. No.	Description	Size	Colour	Content
870 4617Y	CHECKPOINT® Indicator	17 mm	yellow	1
870 4618Y	CHECKPOINT® Indicator	18 mm	yellow	1
870 4619R	CHECKPOINT® Indicator	19 mm	red	1
870 4619Y	CHECKPOINT® Indicator	19 mm	yellow	1
870 4621R	CHECKPOINT® Indicator	21 mm	red	1
870 4621Y	CHECKPOINT® Indicator	21 mm	yellow	1
870 4622Y	CHECKPOINT® Indicator	22 mm	yellow	1
870 4623Y	CHECKPOINT® Indicator	23 mm	yellow	1
870 4624R	CHECKPOINT® Indicator	24 mm	red	1
870 4624Y	CHECKPOINT® Indicator	24 mm	yellow	1
870 4625Y	CHECKPOINT® Indicator	25 mm	yellow	1
870 4626R	CHECKPOINT® Indicator	26 mm	red	1
870 4626Y	CHECKPOINT® Indicator	26 mm	yellow	1
870 4627R	CHECKPOINT® Indicator	27 mm	red	1
870 4627Y	CHECKPOINT® Indicator	27 mm	yellow	1
870 4628R	CHECKPOINT® Indicator	28 mm	red	1
870 4628Y	CHECKPOINT® Indicator	28 mm	yellow	1
870 4629R	CHECKPOINT® Indicator	29 mm	red	1
870 4629Y	CHECKPOINT® Indicator	29 mm	yellow	1
870 4630R	CHECKPOINT® Indicator	30 mm	red	1
870 4630Y	CHECKPOINT® Indicator	30 mm	yellow	1
870 4631R	CHECKPOINT® Indicator	31 mm	red	1
870 4631Y	CHECKPOINT® Indicator	31 mm	yellow	1
870 4632R	CHECKPOINT® Indicator	32 mm	red	1
870 4632Y	CHECKPOINT® Indicator	32 mm	yellow	1
870 4633R	CHECKPOINT® Indicator	33 mm	red	1
870 4633Y	CHECKPOINT® Indicator	33 mm	yellow	1
870 4634Y	CHECKPOINT® Indicator	34 mm	yellow	1
870 4636Y	CHECKPOINT® Indicator	36 mm	yellow	1
870 4638R	CHECKPOINT® Indicator	38 mm	red	1
870 4638Y	CHECKPOINT® Indicator	38 mm	yellow	1
870 4641Y	CHECKPOINT® Indicator	41 mm	yellow	1





DUSTITE®





- DUSTITE® LR is a combination of a dust cap and a loose wheel nut indicator
- DUSTITE® LR is an efficient tool to visually detect loose wheel nuts where wheel trims with wheel nut access holes have been fitted
- Further sizes available on request

Ref. No.	Description	Size	Colour	Content
870 4672G	DUSTITE®	32 mm	grey	1
870 4686G	DUSTITE®	33 mm	grey	1
870 4672Y	DUSTITE® Base Indicator	32 mm	yellow	1
870 4686Y	DUSTITE® Base Indicator	33 mm	yellow	1
870 4927Y	DUSTITE® Top indicator LR	27 mm	yellow	1
870 4920Y	DUSTITE® Top indicator LR	30 mm	yellow	1
870 4714Y	DUSTITE® Top indicator LR	32 mm	yellow	1
870 4707Y	DUSTITE® Top indicator LR	33 mm	yellow	1

CHECKLINK®



- CHECKLINK® links wheel nuts and prevents loose wheel nuts from being projected away from the wheel bolt
- However, the tightening torques always have to be checked regularly
- Further sizes available on request

Ref. No.	Description	Size	Colour	Content
870 4727Y	CHECKLINK®	27 mm	yellow	1
870 4732Y	CHECKLINK®	32 mm	yellow	1
870 4733Y	CHECKLINK®	33 mm	yellow	1

RIC CLIP®



- The Ric Clip security system is fitted ove adjacent wheel nuts: 5 clips being required on a 10 stud hub. It is inexpensive and no special fitting tools are required. It is fitted over the nuts and locked by hand or with a pair of pliers.

Ref. No.	Description	Size	Colour	Content
870 4603	RIC CLIP	33 mm	blue	10
870 4610	RIC CLIP	33 mm	black	10
870 4596	RIC CLIP	32 mm	silver	10
870 4589	RIC CLIP	30 mm	yellow	8
870 4859	RIC CLIP	27 mm	black	6

CHECKLOCK

- The Checklock SQ is a premium stainless steel wheel nut retention device that links adjacent wheel nuts and helps prevent wheel nut loosening.
- Checklock SQ can be fitted easily with one hand through the power of leverage, by pressing down the two arms. When the arms are released the coils tighten on the nuts and grip them firmly. No fitting tool is required, dramatically reducing both fitting and removal time. This results in more rapid and flexible maintenance.
- Stainless steel is the gold standard for durability and elevates the Checklock SQ above competitive products manufactured in mild steel.
- PCD stands for pitch circle diameter and is the diameter of a circle drawn through the centre of your wheel's bolt holes. P.C.D. is measured in millimeters and also indicate the number of studs or bolts the wheel will have.

Ref. No.	Description	PCD	Stud	Size	Content
	CHECKLOCK	139.7	4	17 mm	1
	CHECKLOCK	139.7	4	19 mm	1
	CHECKLOCK	165.1	5	19 mm	1
	CHECKLOCK	165.1	5	24 mm	1
	CHECKLOCK	275	8	27 mm	1
	CHECKLOCK	275	8	30 mm	1
870 4932	**CHECKLOCK**	225	10	32 mm	1
	CHECKLOCK	335	10	33 mm	1
	CHECKLOCK	285	10	38 mm	1
	CHECKLOCK	335	10	38 mm	1



Surepoint Rim Rite Rim Align

- A wheel fitted to a vehicle without being centred correctly can suffer from wheel wobble, shudder and vibration. As well as posing a significant safety issue to the vehicle it is also attributed to over-wear on tyres and fatigue on the suspension.
- The Rim Rite rim alignment kit is a cost effective solution to this problem, and precisely centres the wheel on the knave, stopping excess vibration.
- Available exclusively for Scania wheels, once the Rim Rite kit has been used, wheel nuts can be correctly torqued reducing the risks associated with wheel nut loosening.
- The kit consists of three re-usable precision-machined steel bushes supplied in a padded plastic storage box. To use, simply screw each of the bushes over three wheel studs in a triangular pattern until the spigot of the bush enters the gap between the stud and the hole in the rim.



Ref. No.	Description
870 4688	**Rim Align - Scania Wheels**

Stud Hole Elongation Testers

- Stud hole elongation testers provide a quick and simple method of measuring the effects of pressure on the hole that the stud passes through before being attached to the hub via the wheel nut.
- The purpose of the stud hole elongation tester is to check that the shape of the hole has not been elongated by the movement of a stud caused by a loose wheel nut. It will also identify if the hole has been damaged by the over-tightening of a wheel nut.
- Studs that have been constantly over-tightened tend to lose their elasticity and will appear to need frequent re-tightening. Once the studs will have stretched beyond their designed limit they will lengthen and then shear, either by re-tightening or under running conditions - the latter having potentially lethal results.
- A gap of a micron or so between wheel nuts and the wheel rim can result in movement between rim and nuts causing stress to the studs which in time become work-hardened (brittle) leading to the studs shearing off without any warning.
- Stud Hole Elongation Testers provide a safe an effective indication of constant nut rotation or a sheared stud and are available for spigot mounted wheels and conical or spherical stud holes.



Ref. No.	Description
870 4695	**Stud Hole Elongation Testers Set (2)**

Working tools



837 2060



837 4422



837 205-3

Mallets

Ref. No.	Description	Length of handle	Weight
837 2060	Mallet Soft Faced	260 mm	680 g
837 4422	Mallet Rubber No2 500g	250 mm	450 g
837 4446	Mallet Rubber No4	280 mm	1000 g
837 205-3	Mallet Copper & Rawhide	230 mm	1200 g
837 2098	Mallet Copper & Rawhide	230 mm	1100 g



837 2091



837 2101



870 5092



870 3213



870 3206
870 3292
870 3299

Hammers

Ref. No.	Description	Length of handle	Weight
837 2084	Hammer Lump	210 mm	1000 g
837 2091	Hammer Lump	210 mm	4lb/1.8kg
837 2108	Hammer Claw	280 mm	560 g
837 2101	Wedge Hammer	360 mm	3lb
870 5085	Hammer Ball Pein	270 mm	16 oz
870 5092	Hammer Ball Pein	320 mm	32 oz
870 3213	Hammer Half Sledge	370 mm	4 lb/1.8kg
870 3206	Hammer Sledge	700 mm	7 lb
870 3292	Hammer Sledge	830 mm	10 lb
870 3299	Hammer Sledge	900 mm	14 lb

Pliers for auto service



595 2294



07MB461



595 0801



07419



595 0843



38999



836 9134



836 9141



595 0829

Ref. No.	Description		Pieces	Length
595 2294	**Pliers combination** • Carbon steel hardened and tempered.	• The jaws and cutting edges are induction hardened. PVC dipped handles. Display packed.		6 inch
07MB461	**Pliers long nose** • Long nose for better access. • Chromed Nickel Steel.	• Serrated jaws. • Spring loaded. • Covered by TUV/GS certificates.		150 mm
595 0801	**Pliers side cutters** • 6" (150mm). • Chromed Nickel steel pliers. • Serrated jaws.	• Spring loaded. • TUV/GS certificate.		6 inch
07419	**Pliers waterpump** • Manufactured from carbon steel hardened, tempered and matt chrome plated with a five position slip joint adjustable head.	• Cushion grip handles. Has 'no-nip' feature which prevents handles locking together and damaging users' hands. Display packed		240 mm
595 0843	**Pliers waterpump** • 400mm length. • Serrated jaws.	• Spring loaded mechanism. • Covered by TUV I GS certificates. • Chromed nickel steel.		400 mm
38999	**Pliers circlip set** • 4 piece set. • Spring loaded. • Soft paddle grips coloured handles.	• Colour coded tools. • Manufactured from Chrome Molybdenum	4	
836 9134	**Pliers set** • Carbon steel hardened and tempered. The jaws and cutting edges are induction hardened. Cushion-grip handles.	• Display packed. • Contents: combination pliers, diagonal side cutters and long nose pliers	3	160 mm
836 9141	**Pliers set heavy duty** • Heavy duty pliers set with comfort grip handles • 180mm (7") Combination, 160mm (6") Long Nose, 160mm (6") Side Cutter.		3	
595 0829	**Fuel line disconnection plier set** • 120 x 8mm twin peg pliers with red handles for use on Chrysler, Ford and Renault petrol fuel systems • 20 x 8mm dia. pliers with green handles for use on GM (Vauxhall/Opel) fuel systems • 20 x 10mm dia. pliers with blue handles for use on Chrysler, Ford and Renault diesel fuel systems		3	

Mole grips



595 0815



836 9018



836 9011



07404



595 0822

Ref. No.	Description	Length
595 0815	**Mole grip, curved jaw** Power Grip Pliers, plated, round and flat grip. Chrome vanadium. Wire Cutter/ Crimper Action. Self locking and with release lever.	250 mm/10 inch
836 9018	**Mole grip, curved jaw** Black Anodised. 250mm (10") length. Locking grip. Bull nose.	250 mm/10 inch
836 9011	**Mole grip, straight jaw** Carbon steel and nickel plated for corrosion protection. Serrated gripping jaws, adjustable opening with quick release lever. Display packed.	225 mm
07404	**Mole grip, long nose** Long Nose Power Grip Pliers, plated. Chrome vanadium. Wire Cutter/Crimper Action. Self locking, with release lever.	230 mm/9 inch
595 0822	**Pliers lock grip Facom (Facon T5)** Facom's T5 lockgrip pliers are safe, practical and ergonomic.Their one handed operation offers a smooth controled release.	290 mm

Adjustable spanner



595 3130



054003



054004



054005

Ref. No.	Description	Length
595 3130	**Adjustable spanner**	200 mm/8 inch
054003	**Adjustable spanner**	200 mm/8 inch
054004	**Adjustable spanner**	10 inch
054005	**Adjustable spanner**	300 mm/12 inch

Stilsons



870 1002



870 2379

Ref. No.	Description	Length
870 1002	**Stilsons**	12 inch
870 2379	**Stilsons**	24 inch

Crows foot wrench set



11388

Ref. No.	Description	Pieces
11388	**Crows foot wrench set** Complete with rail 3/8"Drive Sizes Include 10/11/13/14/15/17/19 & 22mm Specifically designed for use with 3/8"D Extension Manufactured from Chrome Vanadium	8

Spanner sets



871 0000



870 0412

Ref. No.	Description	imperial/metric	Pieces
871 0000	**Combination spanner set** Supplied in tool roll. Sizes: 6 I 7 I 8 I 9 I 10 I 11 I 12 I 13 I 14 I 15 I 16 I 17 I 18 I 19 I 20 I 21 I 22 I 23 I 24 I 25 I 26 I 27 I 28 I 30 I 32mm.	metric	25 pc
870 0412	**Combination spanner set** Manufactured to DIN 3113 standards in Chrome Vanadium Sizes 8/9/10/11/12/13/14/15/16/17/18/19m	metric	12 pc



Combination spanners

Ref. No.	Description	Length	Head
04600507	Combination spanner	110 mm	7 mm
04600508	Combination spanner	120 mm	8 mm
04600509	Combination spanner	130 mm	9 mm
04600510	Combination spanner	140 mm	10 mm
04600511	Combination spanner	150 mm	11 mm
04600512	Combination spanner	160 mm	12 mm
04600513	Combination spanner	170 mm	13 mm
04600514	Combination spanner	180 mm	14 mm
04600515	Combination spanner	190 mm	15 mm
04600516	Combination spanner	200 mm	16 mm
04600517	Combination spanner	210 mm	17 mm
04600518	Combination spanner	220 mm	18 mm
04600519	Combination spanner	230 mm	19 mm
04600520	Combination spanner	240 mm	20 mm
04600521	Combination spanner	250 mm	21 mm
04600522	Combination spanner	260 mm	22 mm
04600524	Combination spanner	280 mm	24 mm
04600527	Combination spanner	310 mm	27 mm
04600530	Combination spanner	340 mm	30 mm
04600532	Combination spanner	360 mm	32 mm
04601719	Open end spanner		19 mm x 17 mm

Workbench vices





K

Ref. No.	Description	Jaw size
836 9202	**Workbench Vice** • Quality cast iron body with steel screw and handle. Hardened carbon steel interchangeable jaws. Carton packed.	150 mm
836 9216	**Workbench Vice** • Bench mounting, heavy-duty vice with cast iron body and replaceable, serrated steel jaws. Smooth rolled thread for accurate clamping. Model includes an anvil. • Guaranteed for 2 years against breakage.	200 mm

Hydraulic press



311 0021



311 0000

Ref. No.	Description	Type
311 0021	**Hydraulic press bench type** • Standard Hydraulic Range • Detachable pump and ram allowing hydraulics to be used for other purposes when press is not in use. Supplied with gauge. • Bench or Floor Mounting: Bench • Type: Hydraulic • Capacity: 10 ton • Ram Stroke: 155mm • Extension Screw: - • Maximum Height - Ram to Table: 390mm • Minimum Height - Ram to Table: 190mm • Table Aperture: 140mm • Working Table Depth: 165mm • Working Table Width: 360mm • Overall Height: 945mm • Gauge Included: Yes • Weight: 52kg	10 ton
311 0000	**Hydraulic press** • Standard Hydraulic Range • Detachable pump and ram allowing hydraulics to be used for other purposes when press is not in use. Supplied with gauge. • Type: Floor • Capacity: 10 ton • Ram Stroke: 203mm • Extension Screw: - • Maximum Ht. - Ram to Table: 685mm • Minimum Ht. - Ram to Table: 25mm • Table Aperture: 83mm • Working Table Width: 416mm • Overall Height: 1514mm • Gauge Included: Yes • Weight: 66kg	10 ton

Screwdriver sets



870 0992

Ref. No.	Description	Pieces
870 0992	**Screwdriver set** • Blades manufactured from chrome vanadium steel hardened, tempered and chrome plated. PVC handles. Display packed. Contents: • 4 plain slot size: 5 x 75, 6 x 100, 5 x 150 and 6 x 150mm • 2 PZ TYPE: No.1 and 2 PZ TYPE products are compatible with *Pozidriv®/Supadriv® fixing systems.	6 pc



06509

06509	**Screwdriver set** Colour coded with magnetic black tips. Soft grip screwdrivers set with ergonomic handles. Sizes: Flat 3.2mm x 75mm I 5mm x 100mm I 6mm x 100mm I 8mm x 150mm and PzDrive: Pz0 x 75mm I Pz1 x 75mm I Pz2 x 100mm I Pz2 x 38mm. Supplied in a plastic storage case. Manufactured from Chrome Vanadium.	8 pc



06512E

06512E	**Screwdriver set, engineer** **Scope of delivery:** • Flat regular type: 3 x 100mm, 5 x 75mm, 5 x 150mm, 6 x 150mm, 8 x 150 mm and 6 x 38mm • PH type: PH0 x 75mm, PH1 x 75mm, PH2 x 100mm, PH2 x 38mm • PZ type: PZ1 x 75 mm and PZ2 x 100mm	12 pc

Impact driver sets



22322

Ref. No.	Description	Pieces
22322	**Impact driver set** • 15 piece set. Includes 1/2"D impact driver & 1/2"D bit adaptor. Includes Flat 4 I 6 I 8 I 10 I 12mm. Phillips Ph1 I Ph2 I Ph3 I Ph4 and Hex 4 I 5 I 6 I 8mm. 5/16" (8mm) shank. Manufactured from Chrome Vanadium.	15 pc

TORX STAR

Ref. No.	Description	Pieces
59264	**T30 T Handle Draper Tx-star D Ended Key** • High leverage keys with conventional Draper TX-STAR end on the long arm and Draper TX-STAR tamperproof end on the short arm. Arms manufactured from SCNM steel hardened and tempered. High impact-resistant polypropylene handles. Display packed.	1 pc
59262	**T25 T Handle Draper Tx-star D Ended Key** • High leverage keys with conventional Draper TX-STAR end on the long arm and Draper TX-STAR tamperproof end on the short arm. Arms manufactured from SCNM steel hardened and tempered. High impact-resistant polypropylene handles. Display packed.	1 pc
55997	**T25 Tx-star Tamperproof Screwdriver** • Satin chrome plated magnetic chrome vanadium steel blades hardened and tempered with sand blasted tip. Square matt black handles manufactured from high impact resistant plastic. Sold loose.	1 pc
26917	**Torx bit set DRAPER 78277** • Made from Chrome Vanadium steel this set comes with: • 1 x 1/2" Drive adaptor • 7 x 30mm Long Torx bits: T20, T25, T30, T40, T45, T50 and T55 • 7 x 75mm LongTorx Bits: T20, T25, T30, T40, T45, T50 and T55	15 pc
871 0021	**TX Star 1/2 ball end key set** • Keys with ball end on the long arm and conventional ends on short arm. The ball type hexagon tip allows the key to be used up to 15° angle from the screwhead recess. Chrome vanadium steel hardened and tempered with satin finish. Held in plastic storage holder with belt clip. Display packed. **Scope of delivery:** • Contents: T10, T15, T20, T25, T27, T30, T40, T45 and T50.	9 pc
311 0161	**Hex Bit 5mm x 160mm Ball End 3/8" Drive**	
595 3074	**Screwdriver set, TS and star** **Scope of delivery:** • Screwdriver set with double ended interchangeable blades. One end has standard tamperproofStar with the other having the new five sided TS. Dual sizing and extra long blades make this set ideal for difficult access automotive applications and most other electronic applications Sizes TS10/TS15/TS20/TS25/TS27/TS30/TS40 and Star T10/T15/T20/T27/T30/T40	7 pc



59264
59262



55997



26917



871 0021



311 0161



595 3074



55660
55662
55665

Torx star sockets

Ref. No.	Description	Drive	Size
55660	**Socket, torx star**	3/8 inch	40 TX
55662	**Socket, torx star**	3/8 inch	45 TX
55665	**Socket, torx star**	3/8 inch	50 TX

Star socket set



595 2827

Ref. No.	Description	Pieces
595 2827	**Star socket set** • 14 Star Sockets Set; made from super strong Chrome Vanadium. • Complete with the following sizes: 1/4ÐD: E4/E5/E6/E7/E8 3/8ÐD: E10/E11/E12/E14 1/2ÐD: E16/E18/E20/E22/E24	14 pc

Impact spline set



595 2918

- Finished in impact quality Chrome Vanadium. Supplied on socket rail.
- 4 Piece x 75mm long.
- Popular sizes for VAG vehicles.
- Manufactured in quality Chrome Vanadium.
- Includes sizes M12 I M14 I M16 I M18.
- M18 for rear hubs on Golf, M16 for rear hubs on Sharan, M12 for rear hubs on Touran, M14 rear hubs on LT/Transporter.

Ref. No.	Description	Pieces
595 2918	**Impact spline set**	4 pc

Drill bits



35364

Ref. No.	Description	Pieces
35364	**Drill bit set** • High quality HSS Titanium coated drill bits designed to reduce friction and heat. Quicker swarf clearance from the cutting edge produces a superior quality of finish compared to normal HSS drills. • Ideal for use on stainless steel, copper and high carbon steels. Supplied in carry-case.	21 pc

Hexagon keys/tools

Ref. No.	Description	Drive	Pieces
054190	**Allen key set hex** • Thirteen metric keys standard length and twelve long reach imperial keys. Chrome vanadium steel hardened and tempered. Packed in vinyl storage roll and display carton. **Scope of delivery:** • 13 x Metric hexagon keys, sizes: 1.5, 2, 2.5, 3, 4, 4.5, 5, 5.5, 6, 7, 8, 9 and 10 mm, 12 x Imperial hexagon keys, sizes: 1/16, 5/64, 3/32, 7/64, 1/8, 9/64, 5/32, 3/16, 7/32, 1/4, 5/16 and 3/8-inch, 1 x Storage wallet		25 pc
595 2897	**Hex bit set** • Popular 7 piece Hex bits on a rail in 3/8"D size. • 3/8"D. • 3mm I 4mm I 5mm I 6mm I 7mm I 8mm I 10mm. • Manufactured from Chrome Vanadium.	3/8”	7 pc



054190



595 2897

Stud extractor

Ref. No.	Description	Drive	Size	Pieces
KL-0181-1	**Impact stud extractor, chuck type** • A robust stud extractor that can operation on studs from 6 -12mm. Jaws are manufactured from Chrome Molybdenum for extra strength Works effectively on rusted, damaged, broken or stripped studs. • Jaws are manufactured from Chrome Molybdenum. • Suitable for 6-12mm studs. • Fully adjustable.	3/8”	6-12mm	1 pc
870 0689	**Stud Extractor** • Roller type with 1/2" square drive or 21mm hexagon on end of socket. • Unscrews both left and right hand threads. • Manufactured from chrome vanadium steel hardened, tempered and chrome plated for corrosion protection.	1/2”	8 mm	1 pc
870 0696	**Stud Extractor** • Description as above	1/2”	10 mm	1 pc
870 0703	**Stud Extractor** • Description as above	1/2”	12 mm	1 pc
022300	**Stud Extractor LH Helix** Contents: 1/8"-1/4", 1/4"-5/16", 5/16"-7/16", 7/16"-9/16", 9/16"-3/4" • Manufactured from heat treated Chrome Molybdenum steel. • Rapid acting helix aids screw removal. • Supplied in storage case.			5 pc



KL-0181-1



870 0689
870 0696
870 0703



022300

External thread restorer file



Ref. No.	Description	Pieces
15602	**External thread restorer file** • Restoration tool set for damaged or corroded threads. Repairs almost any diameter bolt or stud. Handles left or right handed threads. Ideal for working in hard to reach areas.	1 pc

File/chisel sets



36324



871 0014



18161

Ref. No.	Description	Pieces
36324	**Mini file set** • Moulded plastic handles. packed in plastic storage wallet. Contains; flat parallel; flat taper; half round; round; square and three square files.	6 pc
871 0014	**File set** • 200mm blades. Flat, half round and triangular files	3 pc
18161	**Chisel punch set** **Scope of delivery:** • Centre Punch • Parallel pin punch • Cold Chisel • Utility Chisel & Taper Punch	5 pc

Tap and die set metric



50346

Ref. No.	Description	Pieces
50346	**Tap and die set metric** • A standard tap and die set with all the accessories required. 40 pieces in Carbon Steel. • 17 tap and die size in various thread gauges. • Die wrench (25mm), tap wrench (3-12mm). • T-handle wrench and 3mm Flat screwdriver. • Folding pitch gauge and centre punch. • Wire brush.	40 pc

Emergency wheel nut remover

Ref. No.	Description	Pieces
870 5195	**Emergency wheel nut remover** • This 4 piece locking wheel nut remover set is manufactured-from heavy gauge impact steel this four piece sets holds 17mm, 18.5mm, 21.5mm and 26mm wheel nut removers 38mm long for removing most locking wheel nuts when the key has been lost	4 pc
870 5067	**Locking wheel nut remover** • The Dynomec Locking Wheel Nut Remover. The simple to use kit will remove 100% of locknuts on the market, with no damage to the wheel due to the protective steel shroud.	9 pc
	Accessories	
870 5054	**Nut Wheel Locking Remover Blade C**	
870 5099	**Nut Wheel Locking Remover Blade B**	
870 5061	**Nut Wheel Locking Remover Blade A**	
870 5068	**Nut Wheel Locking Remover Inner Shroud**	
870 5075	**Nut Wheel Locking Remover Outer Shroud**	



870 5195



870 5067

Hacksaw and blades

Ref. No.	Description	Size	Content
09701	**Hacksaw** • Robust quality professional Hacksaw. • 305mm (12") blade. • Robust. • Professional quality. • Blades available separately Part No. 0254. • Can be used with any standard blades (12").	12 inch	
870 5077	**Junior hacksaw** • Junior Hacksaw which takes standard hack-saw blades. Simple blade replacement. • Lightweight.	6 inch	
	Accessories		
870 2843	**Hacksaw blades**	12 inch	10
870 2874	**Hacksaw blades junior**	6 inch	10



09701



870 5077

Specialist vehicle tools:

- **Brake Tools**
- **Engine Tools**
- **Suspension Tools**
- **Driveshaft Tools**
- **Exhaust Tools**
- **Slide Hammer/Puller Set**

Brake tools

Brake pipe spanner

- Brake Service Spanners for a variety of modern vehicles.
- Open Ended Spanner
- For use with most modern vehicles
- Chrome Plated
- Correctly hardened



Ref. No.	Description	Size
660670	Brake pipe spanner	7/16" x 9/16"
660680	Brake pipe spanner	11mm x 13mm
660690	Brake pipe spanner	10mm x 11mm
660140	Brake pipe spanner	9mm x 11mm

Brake wrench



660660



595 2946

- This popular size Hex key is presented with an easy grip handle for leverage. The 7mm size is used on brake seat fittings, disc brake release bolts, gearbox drain plugs on CVH engines and valve adjustment on Audi, BMW, Ford, Peugeot Vauxhall/Opel and Volkswagen.
- Suitable for many popular vehicles.
- Disc brake release bolts.
- Gearbox drain plugs.
- Valve adjustment.
- Brake seat fittings.

Ref. No.	Description	Size
660660	Brake wrench	7 mm
595 2946	Brake wrench	8 mm

Brake tools



595 2925



660925



641213



68426

Ref. No.	Description	Size
595 2925	**Brake pipe corrosion tool** • An essential tool suitable for service maintenance and pre-MOT inspection. This handy tool features three scraping positions for removal of grime and debris enabling detection of deteriorating or corroded brake pipes. MOT compliant	
660925	**Brake Pipe Mini Tube Cutter** • Great for confined spaces • Small handy design for easy storage • Easy to use • Cuts without damage to burred edges	3-16 mm dia
641213	**Brake Flaring Tool** • This Brake Flaring Tool Set is designed to be used in conjunction with a bench vice. • The turn key has dies for producing single and double flares in 4.75mm I 3/16" I 1/4" I 5/16" I 3/8". • The set comprises of 4 sizes of clamping blocks for holding the brake pipes (3/16"(4.75mm), 1/4" I 5/16" I 3/8"). • Spare dies are also available. • Supplied in a blow mould case.	3/8"-4.75mm
68426	**Brake Caliper Pin Punch Set** • 2 piece. • For removing brake retaining pins. • Sizes 5.5mm & 6mm. • 6mm uses a pilot tip to locate in hollow pins. • Fits most cars.	5.5mm - 6mm

Brake tools continued



595 2960



595 2911



52417



2928



9664

Ref. No.	Description	Size
595 2960	**Digital Brake Disc Caliper** • This Brake Disc Digital caliper gauge measures in metric and imperial (0-75 mm) with an interchangeable system. • With a Data Hold function, LCD reading on a12mm display and two batteries are included. • This tool is Ideal for use by mechanics to show the customer clearly when their brake discs need replacing. • Supplied with 2 batteries and in a plastic storage case	
595 2911	**Digital Brake Disc Caliper** • This Brake Disc Digital caliper gauge measures in metric and imperial (0-6inch or 0-150mmwith) with an interchangeable system. • With a Data Hold function, LCD reading on a12mm display and two batteries are included. • This tool is Ideal for use by mechanics to show the customer clearly when their brake discs need replacing. • Supplied with 2 batteries and in a plastic storage case. The product is CE certificated and is ROHS compliant	150mm/6"
52417	**Brake Drum Vernier Gauge** • Measures drum wear to ensure within manufacturer's tolerance. • Also aids quick set-up of shoe/drum clearance prior to re-installation of drum. • Measures drums from 165 to 292mm (6-1/2" to 11-1/2"). • Dual Imperial and Metric scale. • Knurled locking action.	
2928	**Digital Vernier Caliper** • This digital Vernier Caliper measures accurately from 0 -150mm (6") switches from imperial to metric measurements, external measuring jaw plus depth measurement gauge. • Manufactured from hardened and tempered stainless steel. • Large LCD display. • Metric/Imperial option, zero setting, on/off switch, locking screw plus internal and external measuring jaws. • LR44 batteries included.	150mm/6"
9664	**Electronic digital micrometer** • Precision micrometer with digital read out metric and imperial settings • Supplied with case • Range 0-25mm • Resolution 0001mm/0	0-25 mm

Brake tools continued

Ref. No.	Description	Size
595 3102	**Pneumatic brake caliper rewind tool** • For use with pneumatic/air tools for brake caliper wind back tools with either pin type or 3/8" D type drives	3/8" drive



595 3102

595 3109	**Pneumatic brake caliper rewind tool set** • Brake Caliper Wind Back Tool Kit complete with air tool. A new product that assists this essential servicing procedure. The air tool is also avaliable seperately for use with other products. • Weight: 3.112 Kg • This kit includes the Pneumatic rewind tool and can be used on left and right hand threaded pistons. Adaptors for the most modern vehicles are included. The pneumatic tool is suitable for all adaptors with either pin type drives or 3/8"D.	



595 3109

595 3116	**Brake caliper wind back tool kit** • A master set of Brake Caliper Rewind Tools for the majority of modern vehicles. This up to the minute set has been upgraded to include 23 rewind adaptors and covers BMW Mini, Jaguar S & X type and Renault Modus/Clio. It includes both left and right handed threaded rewind tools plus special reaction plates for BMW Mini. Full instructions are included with the set alongwith a complete application list.	150mm/6"



595 3116

595 2953	**Brake Disc Removal Tool For Ford Transit** • Removes the front brake discs without damaging the bearings on FWD and RWD Ford Transits from 2001 onwards. • Manufactured from Chrome Molybdenum for strength.	
11206	**Brake spring washer tool** • Gives good visibility to align the nail and washer slot. • Removes and installs brake shoe retaining washer with ease	



595 2953



11206

35900	**Brake Spring Tool** • For use on brake systems that do not use anchor pins • Comfortable grip handle • Selected steel • Black finish • Time saver	



35900

Brake tools continued



11534



595 2967



37316



VS820



595 2325



311 0119



519 9411

Ref. No.	Description
11534	**Hydraulic brake hose clamp** • Smooth rounded jaw edges prevent damage to internal hose reinforcement. • Quick and simple, one-handed use. • Made from durable glass reinforced nylon. • Material properties include light weight, non-conductive and high-visibility colour to prevent accidental loss of clamp in the engine bay.
595 2967	**Brake spring pliers** • Purpose made for the installation and removal of drum shoe return springs. • Can also be used for removal/installation of spring from anchor stud. • Suitable for most car and light commercial drum brakes.
37316	**Brake Bleeding Kit** • A kit designed for one person bleeding of brakes. The one way valve incorporated in the 600mm long silicon tube prevents air returning into the brake system whilst brake bleeding. Display packed.
VS820	**Power Bleeder® Brake Bleeding System VS820** • One-man brake and clutch bleeding the professional way. Bleeding requires no external power source - simply fill and pump. Reservoir holds 2.5ltr of hydraulic fluid - flush the entire system with one fill without the risk of running the reservoir dry. Pressure range makes unit suitable for use with ABS systems. Fitted with Ø42mm cap and suitable for most European models.
595 2325	**Brake and Clutch Bleeding System plus Universal Adaptor** • Universal reservoir cap for Model No. VS820 Brake & Clutch Bleeding System. • Supplied with quick connect.
311 0119	**Manual brake bleeder** • 2 litre capacity tank. • One way siphoning method. • Operating pressure 10psi/Maximum pressure rating 30psi. • Quick connector and pressure release valve. • Pressure gauge 0-70psi (0-5bar).
519 9411	**Pressure brake and clutch bleeder** • No more messing around with air supplies or hand pumps • Operation can be completed by a single operator in around 15 minutes • Fluid can be changed as well as bleeding the system • Operates off 12 volts supply - car's own battery • No compressed air used, therefore no possibility of contamination of the fluid • Supplied with a European cap adapter • Suitable for clutch bleed as well as brake bleed

Brake tools continued



076100



077122



AT180



AT330

Ref. No.	Description
076100	**Magnetic Stand without Indicator** • Precision ground stand base with rotary controlled magnet. • Suitable for use with scribers and dial gauges
077122	**Dial Gauge Indicator 10mm Travel Metric** • Precision mechanism with 55mm dial and locking, rotating bezel. • Interchangeable foot.
AT180	**Brake Pad Spreader** • Chemically blackened steel spreader plates. • An essential tool for retracting the brake piston to allow insertion of new brake pads. • Suitable for most ATE, Bendix, Delco and Girling callipers. • Fitted with tommy bar but can be used with 1/2"Sq drive ratchet wrench or spanner. • Applications: Alfa, Audi, Fiat, Ford, Nissan, Peugeot, Renault, Rover, Vauxhall/Opel, VW (Porsche)
AT330	**Brake Disc Pad Puller** • A disc brake pad puller is a tool that enables the quick and easy removal of disk brake pads. A disk brake pad puller tool, such as the one illustrated here, is especially useful if the brake pads have become bound and can't be loosened by hand or with the simple tap of a hammer. To use the tool, insert the pins are inserted in the pad and the small slide hammer (which is also the handle) employed to ease the pad away from caliper.

Brake tools continued



59078



311 0098



595 2932



VS0271

Ref. No.	Description
59078	**Brake fluid tester** • Specially designed for checking the moisture content in brake fluid. Comparative electrolyte-type tester which passes current through the fluid and measures any resistance present. Simple to calibrate, very easy to use and read with an audible test cycle. Adjustable test probe for easy access. Uses 1 x 9V battery (PP3 - sold separately). Display packed.
311 0098	**Brake Disc Fluid Tester** • Wurth 0715 53 200
595 2932	**Brake Fluid Tester Pen** • A simple and effective tester shows the condition of the brake fluid with a coloured response. • Green indicates brake fluid is 1.5% water and Ok whilst red indicates 3% water and fails the test. • Automatic shut off when not in use.
VS0271	**Brake Fluid Tester Boil Test** • The approved method of testing the water content of brake fluid. • Just 3% of moisture can lower the brake fluid boiling point by over 100°C. • The best way to detect this small water content is to measure the boiling point of the fluid. • The unit incorporates a heater element, an LCD display and a power lead for use on 12V DC power supplies. • Works on DOT 3, 4 and 5.1 specification fluids. • Supplied in carry-case with full operating instructions.

Pentagon bit set



595 2939

Ref. No.	Description	Drive	Pieces
595 2939	**Pentagon bit set** • A set of specialist sockets and bit for use on most Bendix and Girling brakes. Also used on the Smart car. Set includes 14mm I 19mm Pentagon socket and 10mm Pentagon bit all in 1/2"D. Packed in a blow case for storage. • Set includes 14mm I 19mm Pentagon socket and 10mm Pentagon bit. • For use on most Bendix and Girling brakes. • Packaged in a blow case for storage.	1/2 inch	3 pc

Engine tools

Engine tools


311 4343


595 3081


595 2848 - 595 3193


595 2869


311 0154



311 0147

Ref. No.	Description	Size
311 4343	**Vacuum Oil and Fluid Extractor Manual** • Constructed from composite materials • Suitable for the extraction of all types of engine, transmission and lubricating oils from cars, motorcycles, marine engines, stationary engines and industrial machinery • Also suitable for low viscosity fluids such as water • Uses probes to drain engine oil through the dipstick hole • Can also be used for draining fish tanks, basins and sinks	6.5ltr Capacity
595 3081	**Fluid Filler/ Remover** • This product is suitable for adding or removing any type of liquid. Especially useful for filling batteries and removing water from cooling systems or expansion bottles when topping up. • Ideal for topping up batteries. • Also good for removing water from cooling systems. • Simple and effective. • Will work with any type of liquid.	
595 2848	**Oil Filter Socket** • Oil filter socket for BMW N62 5/7 Series V8 engines from 2004 onwards 24mm x 30mm deep	24 mm 3/8"Drive
595 2855	**Oil Filter Socket** • Eco-oil filter wrench for use on Mercedes A Class vehicles 27mm	27 mm 3/8"Drive
595 2862	**Oil Filter Socket** • Oil filter socket for Vauxhall/Opel including Astra G Corsa B and Zafira.	32 mm 3/8"Drive
595 3200	**Oil Filter Socket** • Applications include Vauxhall/Opel 16v (98-) BMW 24v petrol/diesel engines, Mercedes-Benz 116 MB engine Vito Cdi, Ford vehicles with Duratorq diesel engines and the new style Transit Vans	36 mm 3/8"Drive
595 3193	**Oil Filter Socket** • Removes paper filter without damaging the filter housing, suitable for Vauxhall vectra 2.00. Manufactured from Chrome Vanadium	38 mm 3/8"Drive
595 2869	**Oil Filter Wrench Set** • 5 Piece supplied in blow mould case for storage • Sizes: 24/27/32/36/38mm • Applications include: BMW Mini I BMW I Mercedes-Benz A Class I Vauxhall Vectra 2.0 I Opel Astra-G I Corsa-B I Zafira plus Ford and Volkswagen VR6. • Manufactured from Chrome Vanadium	5 pc 3/8"Drive
311 0154	**Lambda Sensor Socket** • Designed extra long specifically for removing and installing the deep seated Lambda sensors on Mercedes-Benz (C and E Class 602,605,606) I Volkswagen Audi Group I BMW I Ford I Vauxhall/Opel I Volvo and Rover.	22 mm
311 0147	**Plug Socket 3/8"D 8mm Thin Wall** • This especially designed, thin walled spark plug socket with a spring clip to hold the plug is used on most Citroën vehicles plus other manufacturer's fitted with Bosch spark plugs such as BMW E90335I N54 engine 2006 I BMW Mini, Mercedes-Benz M156 engine I Peugeot 207 and 307 I Renault 1.2 16v.	8 mm 3/8"Drive

Engine tools continued



311 0084
311 0091



56137



595 2876



AK658



595 2883



311 0056

Ref. No.	Description	Size
311 0084	**BOA Constrictor Strap Wrench** • Used for many plumbing jobs, on cars and irregular shapes and provides over 2,000lb of pressure without marking the workpiece. • Both strength and flexibility are provided by the braided rubber strap, which fits into a slot in the handle of the tool and provides a perfect fit on the workpiece.	10mm (3/8 in) to 10cm (4 in) Diameter
311 0091	**BOA Constrictor Strap Wrench, aluminium** • Used for many plumbing jobs, on cars and irregular shapes and provides over 2,000lb of pressure without marking the workpiece. • Both strength and flexibility are provided by the braided rubber strap, which fits into a slot in the handle of the tool and provides a perfect fit on the workpiece.	10mm (3/8 in) to 10cm (4 in) Diameter
56137	**Filter Wrench - Strap** • Strap style filter wrench for soft griping and removing oil filters etc. Can be used with either 1/2"D or 3/8"D sockets	1/2" drive and 3/8"drive
595 2876	**Drain plug key set** • A set of popular keys for draining differentials, sumps, axles and gearboxes on most modern vehicles. • Now includes 10mm (F) square and the latest triangular in 3/8"D. • Hex 8 I 9 I 10 I 12 I 14 I 17mm. • Square 7 I 8 I 11 I 13 I 15 I 16". • Supplied in a blow mould case.	14 pc
AK658	**Drain Plug Key Set** • This Drain Plug Key Set includes most sizes for BMW, Citroen, Ford, Honda, Lancia, Mazda, Mercedes-Benz, Nissan, Peugeot, Renault, Saab and Volkswagen. Sizes include 14/17mmHex I 10/12mm Hexl 9mm/5/16" Hex I 8/13mm Square and 3/8"/11mm Square	5 pc
595 2883	**Feeler Gauge AF/MM 32 Blades + Brass** • Metric and imperial. • Brass blades for use on the reluctor air gap on electronic ignition systems where non-ferrous blades are required. • Metric sizes: 0.038-0.0889/0.010-0.254. • Imperial Sizes: 0.0015"-0.035". • Brass: 0.010-0.254.	
311 0056	**Engine stand** • This engine stand accepts a wide variety of engines and transmissions. • The head swivels 360º for accessibility to all parts of the engine. • Fully adjustable mounting arms. • Swivel castors provide excellent manoeuvrability.	450kg Capacity

Suspension tools

Suspension tools

Ref. No.	Description	Size
311 0049	**Coil Spring Compressing Station Hydraulic** • 1500kg Foot operated hydraulic unit. • Quicker and easier than using ratchet driven spring compressor. • Plastic coated yokes reduce the risk of spring slippage or damage and are suitable for springs from Ø102mm to Ø160mm.	1500kg Capacity
KL0055	**MacPherson Strut Compression Vise Adapter** • MacPherson Strut Compression Vise Adapter for mounting struts in a vise, which can help reduce shock and strut assembly and disassembling times.	
KL15902	**Adaptor Set**	
871 0056	**Strut Nut Socket Set** • Draper Expert 4 Piece Set Of Strut NutsExpert Quality, for the removal and installation of shock absorber retaining nuts on most VW and Audi vehicles. Plated finish. Uses 22mm socket or spanner.	4 pc
63770	**Ball Joint Separator - Scissor Type** • For separating ball joints this tool uses the scissor method. Always grease threaded bar before and after use. • Removes ball pin housing on steering arms. • Carbon Steel. • Thrust nut for leverage.	
595 3172	**Ball Joint Separator - Scissor Type** • Heavy Duty Ideal for more robust applications • Ideal for many applications • Scissor Type • Robust quality tool • Thrust nut for leverage	
AK382	**Ball Joint Separator - Fork Type** • For separating ball joints this tool uses the forked, leverage method. • Short shaft. • Manufactured to Ansi/DIN standards. • Secure jaws.	



311 0049



KL0055



871 0056



63770



595 3172



AK382

Suspension tools continued

Ref. No.	Description	Size
871 0049	**Square Drive Ball Joint Socket** • Expert Quality, 6 point socket designed specifically for use on ball joints of Rover Mini, Maxi, Allegro, BMC 11/1300. Also flywheel nuts on Rover allegro, Metro, Mini and BMC 11/1300. Forged from chrome vanadium steel hardened, tempered, chrome plated and polished for corrosion protection. Display packed.	38mm (1.1/2"Af) 1/2" drive
311 0112	**Hub nut socket** • 3/4"Drive • 65mm • 6 pt (single-hex) • Specially for the hub nuts on Transit vans • Manufactured from Chrome Vanadium	65 mm
311 0077	**Hub nut socket set 1/2" + 1/4"** • Contents: 30, 32, 34, 35, 36mm • Heavy-duty, high quality, Chrome Molybdenum impact sockets suitable for use with any 1/2"Sq drive impact tool. • Blackened finish for added corrosion resistance. • Tool suitable for hub nut applications where high torque is required. • Supplied in a tough composite storage case.	



871 0049



311 0112



311 0077

Driveshaft tools

Driveshaft tools

Ref. No.	Description	Air pressure
595 2806	**CV Bootgun** • Designed for stretching flexible CV boots on to the drive shaft assemblies of automotive vehicles. • For use with an air compressor. • Works at 4-7 bar and on a maximum diameter of 110mm. • Full instructions supplied.	4-7 bar
595 2813	**CV Boot Tool** • Assists with installing a new CV Boot • Cone made of composite material • Steel centre • Allows fitting of the CV boot without disassembly • Time saver	



595 2806



595 2813

Exhaust tools

Ref. No.	Description
37870	**Exhaust Pipe Flaring Tool** • Pipe flaring tools are a necessity to help you replace or repair an exhaust pipe.
311 0014	**Exhaust Pipe And Tubing Cutter** • 16 cutting blades. • Cuts from 20-75mm (3/4" to 3"). • Assures even cutting. • Time saver. • Knurled grip.



37870



311 0014

Slide hammer/puller set

Slide hammer pullers



PS983



311 0070



AK713

Ref. No.	Description	Pieces
PS983	**Slide Hammer/Puller Set** • 2.5kg Slide hammer with 570mm shaft. • Use eight ways: external three-jaw puller, internal three-jaw puller, external two-jaw puller, internal two-jaw puller, grip wrench adaptor, lip puller, hub puller, dent puller. • Supplied in carry-case. • Puller Type: Twin Leg • Internal Capacity: Ø35-110mm • Reach: 82mm • External Capacity: Ø50-140mm • Reach: 75mm • Puller Type: Triple Leg • Internal Capacity: Ø50-135mm • Reach: 82mm • External Capacity: Ø20-135mm • Reach: 75mm • Total Shipping Weight: 11.625kg	10 pc
311 0070	**Hydraulic Hub Puller Set** • Chromed, heat treated S45C steel puller yoke with hydraulic ram. • Suitable for four and five stud hubs. • Hydraulic ram provides additional power to extract the most stubborn hubs. • Supplied in storage case.	
AK713	**Universal Hub Puller** • Chromed steel body with thrust bolt and tommy bar. Suitable for four and five stud hubs. Use with a 1/2"Sq drive ratchet wrench or with tommy bar supplied.	

Battery/Electrical

Battery/Electrical



311 5201



032005



595 2841



595 2904

Ref. No.	Description
311 5201	**Battery Charger Electronic 10Amp 6/12V 230V** • 10Amp, 6V/12Volt output. • Compact electronic battery charger with pressed steel casing and carrying handle. • Intelligent charge control and selectable 6V or 12V output are perfect for long-term maintenance of batteries on irregularly or seasonally-used vehicles. • Suitable for lead acid or low maintenance batteries. • Reverse polarity protection prevents inadvertent damage to charger. • LED display confirms charger status. • Analogue ammeter shows charging current. • Can be connected to a battery for an indefinite period - the intelligent circuitry constantly monitoring the voltage and maintaining the charge level at optimum.
032005	**Battery Hydrometer** • Battery Tester for Lead Acid batteries, easy to read with floating discs showing level of charge. Temperature compensating allows hot or cold temperature testing. Readings in both specific gravity and percentage charge. Range 1.145 to 1.260sg
595 2841	**Memory Master - Memory Saver & Battery Tester 12V** • Ingenious product combines two useful functions. • Memory Master attaches to a 12V slave battery and provides power via the cigarette lighter socket to on-board electronics whilst vehicle's own battery is disconnected. • The Memory Master also provides a quick check of the battery's condition with a digital voltage display. • This device saves valuable time spent re-programming lost codes. • Supplied with 1.33mtr cable and crocodile clips.
595 2904	**Vehicle memory saver - GUNSON 4148** • Keep all vital security codes when changing the battery. Plug into 12v output socket and enough power is supplied to keep all electronic systems working so that settings and codes are not lost
311 5215	**Battery tester (Discharge tester)** • Lightweight portable load tester for 12V batteries. No spark can occur when first connected to the battery, eliminating any risk of explosion. • The battery is automatically loaded for a controlled time, so eliminating operator error. Battery condition is determined from the voltmeter reading. • Operating instructions for various battery types are provided. • Dimensions 165 x 165 x 220mm • Weight 4Kg 125A and 250A loading Load timer light

Battery/Electrical



595 2974



311 5228



61837



032000

Ref. No.	Description
595 2974	**Battery & Alternator Tester** • This Battery and Alternator Tester is a 12 volt, Direct Current Battery and Alternator tester. Simple and effective. • Simple to use • Use with 12volt DC current only • CE Certificated • Test battery and alternator • LED gives immediate identification of voltage output
311 5228	**Digital Voltmeter 3533** • This Digital Multi-meter is for measuring AC and DC voltages, DC current, resistance, and diodes. Maximum 500v DC and 500v AC. This digital Multi-meter is for measuring AC and DC voltages. Measures AC and DC Voltage. DC current, resistance and diodes etc. Maximum input 500V DC (500 V AC). Digital display.
61837	**Heavy Duty 9V Pp3 Size Alkaline Battery** • Battery
032000	**Antifreeze Tester For Propylene Glycol** • Easy to read indicator and designed for modern Propylene Glycol antifreeze. Number of floating discs indicates level of antifreeze protetion. Tests at hot and cold temperatures in Celsius and Fahrenheit. Floating orange disc shows over protection and loss of efficiency. A solution of more than 70% antifreeze will give LESS protection. Pure antifreeze will freeze at -6 F

Extension Lead

Ref. No.	Description
72718	**Extension lead 10 metre** • Complies with BS1363A and EN61242 Specifications • Robust, easy wind action with built-in hand grip and twin child-proof socket outlets, gated for safety. Maximum load 10A*. Fitted with approved plug. • *Maximum load fully unwound. If the extension cable is used fully wound then the max. load is reduced to 5A.



72718

Workshop organisation/tidy

Tool organiser



63195



63194



311 0063



311 5238

Ref. No.	Description
63195	**Draper Tool/organiser Box With Tote Tray - Small** • Impact-resistant polypropylene with six storage compartments in lid. Fitted with sturdy carrying handle, metal latch closure and a padlock eye for security. The removable tote tray measures 386 x 174 x 35mm. Sold loose. Dimensions - 400 x 207 x 178mm
63194	**Draper Tool/organiser Box With Tote Tray - Medium** • Manufactured from impact-resistant polypropylene with nine storage compartments in lid. Fitted with sturdy carrying handle, two metal latch closures and a padlock eye for security. The removable tote tray measures 480 x 211 x 45mm. Sold loose. Weight: 1.615 Kg
311 0063	**Mechanics Tool Chest And Tools Package** • The CHT634 includes the popular CTC900 cabinet and the following tools. • 7pc Long Arm Ball End AF Hex Key Set with Clip, 7pc Long Arm Ball End Metric Hex Key Set with Clip, 25pc AF/Metric Hex Key Wrench, 7pc ½" Impact Driver Set , 24pc AF/Metric Combination Spanner Set, CHT110 3pc Plier Set, 6pc Mini Plier Set, 2pc Water Pump Plier Set, 8pc Professional Screwdriver Set, 3pc Aviation Snip Set, 11pc Metal File Set, 2pc Hacksaw Set, 40pc Torx/Spline & Bit Holder Set, 41pc ¼" & 3/8" Drive AF/Metric Socket Set, 19pc HSS Drill Bit Set , 16oz Tubular Claw Hammer , 3pc Lock Grip Plier Set , 12pc Drill & Screw Extractor Set, 100pc Bit Set.
311 5238	**Tool Bin Trolley Double Sided** • Complete with plastic storage bins

Tool accessories

Ref. No.	Description
595 3060	**Pick Up Tool - Extending Magnetic LASER 3990** • Flexi shaft for accessibility. • Features needle jet tool for clearing windscreen jets. • Strong magnet will pick up to 3.5lbs. • Extends up to 460mm . • Pocket clip.



595 3060

MOT

MOT Signage

Ref. No.	Description
MCT7580	MOT Sign: Catalysts Tested
MDT7590	MOT Sign: Diesels Tested
MIS7740	MOT Sign: Information
MPS7570	MOT Sign Parking Area (Pair)
MRW7585	MOT Sign: Waiting Area
MTT7510	MOT Sign: Vehicle Testing Station
MVA7575	MOT Sign: Viewing Area
870 9797	MOT Sign: Viewing Area Available



MOT charts and aids

Ref. No.	Description	Content
MNB7600	MOT Chart: Notice Board	1
MTP1100	MOT Tool Shadow Board	1
ODS6240	MOT Document Store	1
870 9782	MOT Shadow Board C/W Tools	1



870 9782

MOT tools

Ref. No.	Description	Size	Content
CAT1099	**Corrosion Assessment Tool** • The only official design of tool fully approved for MOT use by VOSA in the UK. • Metal shaft and composite body in accordance with VOSA specification. • Durable design reduces risk of breakage of joint if dropped. • Check for the approved markings.	140 mm	1
WDT6070	**Windscreen Ruler**		
STM1855	**Measuring Tape**	5 metre	1
035396	**Lever Pry Bar Set** • 4 piece. • 4 lengths. • Soft grip handles. • Sizes 600 I 480 I 300 I 200mm. • Manufactured from Chrome Molybdenum.		4
KL012633	**Windscreen Washer Jet Needle Tool** This handy tool allows cleaning of clogged washer nozzles and accurate adjustment of the nozzle spray direction. Screw on end caps protect the cleaning needles and pocket clip enables the tool to be carried in a shirt pocket. Universal applications. Ball or fixed head nozzles. Great for Service Advisors in the write up lane.		1
13951	**Staple Gun HD-T50 - ARROW FASTENER**		1
13952	**Staples T50-6mm**	6 mm	1



CAT1099



STM1855



035396



KL012633



13951



13952

Charts and Information

Radial Patches - RAD 100 ..... 370 – 371

Radial Patches - RAD 500 ..... 372 – 373

CROSS PLY Repair Patches ..... 374 – 375

Minor Damage Tyre Repair 376

Chart

EQUAL Application Chart 377

Wall chart RAD 100

Ref. No.	Description	Language
581 2000	Wall chart RAD 100, 48 x 67 cm	Multilingual

REMA TIP TOP

RADIAL

	Speedindex	① A	① R	② C Ø	② A	② R	③ S Ø	RAD
	- Q	10	15	10	10	10	0	110
		20	30	20	20	20	8	115
		20	35					116
	- T	6	12	8	8	8	6	110
		15	30	12	12	12	6	115
								116
	- H	6	6	6	6	6	3	110
		10	10	10	10	6	6	115
	- V	3	3	6	6	6	3	110
		–	–	8	8	8	–	115
	- ZR	–	–	3	3	3	–	110
		–	–	6	6	6	–	115
C / 6 – 8 PR max – 121 LI	- T	–	–	10	10	10	–	115
		8	8	12	12	12	3	116
		15	30	15	15	15	8	120
	- H	–	–	6	6	6	–	115
		6	6	10	10	10	–	116
		15	20	12	12	12	3	120

Art. Nr.	RAD		
512 1104	RAD 110 TL	1	55 x 75
512 1159	RAD 115 TL	1	75 x 90
512 1160	RAD 116 TL	1	67 x 104
512 1207	RAD 120 TL	2	80 x 125
512 1221	RAD 122 TL	2	75 x 175
512 1245	RAD 124 TL	2	75 x 220
512 1252	RAD 125 TL	3	115 x 125
512 1360	RAD 135 TL	4	148 x 203
512 1403	RAD 140 TL	3	100 x 195
512 1427	RAD 142 TL	4	130 x 260
512 1441	RAD 144 TL	4	130 x 335
512 1465	RAD 146 TL	4	180 x 440

	Serie 100–90	Serie 85–80	Serie 75–70	Serie 65–60	Serie 55–45	① A	① R	② C Ø	② A	② R	③ S Ø	RAD
min – 122 LI	6.00 – 7.50	9 R – 10 R 245/ – 265/	205/ – 235/	245/ – 265/	–	10	15	15	15	20	8	120
						15	60	15	15	25	10	122
						20	50					
						10	80	25	25	40	15	140
						25	60					
						–	–	12	12	15	–	115
	8.25 – 10.00 225/ – 245/	9 R – 10 R 245/ – 265/	245/ – 265/	275/ – 315/	–	4	80	–	–	–	–	124
						8	60					
						6	10	12	12	20	8	120
						10	80	20	20	40	15	140
						20	60					
						10	110	30	30	50	20	142
						25	80					
						20	135	40	40	70	25	144
						40	80					
						–	–	10	10	12	–	115
						–	–	20	20	35	–	125
						–	–	40	40	60	–	135
	12.5 R – 14.75 R 11.00 – 13.00	11 R – 13 R 12/ – 14/ 14.75/ 275/ – 385/	11/ – 13/ 275/ – 375/	325/ – 385/	355/ – 385/	6	6	12	12	20	6	120
						10	60	20	20	30	10	140
						15	35					
						10	100	25	25	50	20	142
						25	80					
						20	130	40	40	70	25	144
						40	80					
						–	–	10	10	12	–	115
						–	–	20	20	25	–	125
						–	–	40	40	60	–	135
max – 177 LI	14.00 – 16.00 375/ – 445/	15 R – 24 R 15.5 – 395/ – 475/	445/ – 605/	395/ – 525/	425/ – 495/	12	30	15	15	25	10	140
						10	100	20	20	30	20	142
						20	60					
						20	130	30	30	50	25	144
						30	60					
						30	140	40	40	70	30	146
						45	100					
						–	–	10	10	15	–	120
						–	–	15	15	25	–	125
						–	–	35	35	50	–	135



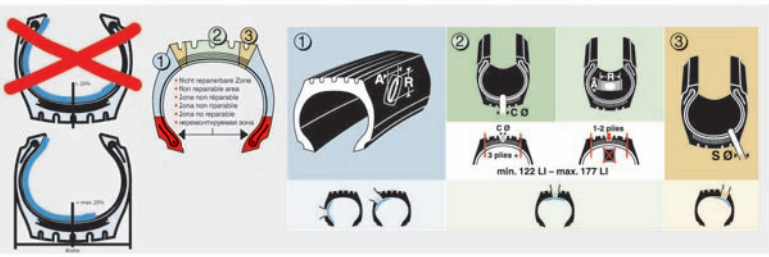

- Mit Erscheinen dieser Schadenstabelle verlieren alle bisherigen ihre Gültigkeit.
- This damage chart supersedes all previous issues.
- Tous les tableaux de réparations antérieures à celui-ci deviennent caducs.
- La pubblicazione della presente tabella rende nulle tutte le versioni precedenti.
- Con la publicación de esta tabla da daños pierden su validez todas las anteriores.
- С момента публикации данной таблицы все остальные утрачивают свою силу.
- Technische Änderungen vorbehalten.
- Subject to technical alterations.
- Sous réserve de modifications techniques.
- Con riserva di modifiche tecniche.
- Reservado eliderecho modificaciones técnicas.
- Фирма оставляет за собой право на внесение технических изменений.
- Stand IV.12
- As of IV.12
- Version IV.12
- Versión al IV.12
- Agiornamento IV.12
- по состоянию на IV.12

581 2000 – IV.12 Printed in Germany

Dies ist eine international gültige Reparaturtabelle für die Anwendung von REMA TIP TOP Reparaturmaterialien und -systemen. Die angegebenen Schadensgrößen werden basierend auf Erkenntnissen der Praxis, Prüfstandskontrollen und -tests in Erfahrungsrichtwerten unter Anwendung der REMA TIP TOP Reparatursysteme festgelegt. Generelle Instandsetzungsmöglichkeiten des Reifens stets überprüfen!
Gesamten Reifen auf weitere, verdeckte Schäden untersuchen. Die angegebenen maximalen Abmessungen dürfen nach erfolgter, sachgerechter Bearbeitung des Schadens nicht überschritten werden! Eventuelle länderspezifische Vorschriften oder Empfehlungen zur Reifenreparatur sind in dieser Tabelle nicht berücksichtigt! Die Schadentabelle entbindet den Anwender nicht, sowohl unter Beachtung dieser Vorschriften als auch abgestimmt auf örtliche Straßen-, Belastungs- und Einsatzbedingungen von der Beurteilung, ob die angegebenen Schadensgrößen anzupassen sind. Für den Reparaturablauf die entsprechenden Einbau- und Verarbeitungsanleitungen beachten!

This is an internationally valid repair chart for the use of REMA TIP TOP repair materials and systems. The figures referring to injury sizes have been determined on the basis of practical experience, bench checks and tests carried out with REMA TIP TOP repair systems. Always make a general check to ensure that the tyre can be repaired.
Examine the complete tyre for further hidden damage. The maximum limits for the repairable injuries indicated refer to correctly prepared injuries. These maximum limits must not be exceeded. Regulations or recommendations regarding tyre repair that exist in individual countries have not been taken into consideration in this chart. When referring to this repair chart, the user is obliged to assess whether the injury sizes indicated have to be adjusted, by taking into account these regulations, together with local road, load, and operating conditions. Follow the corresponding fitting and processing instructions when carrying out repairs.

Ce tableau de réparation concernant l'utilisation des produits et systèmes de réparation REMA TIP TOP est conforme aux spécifications internationales. Les tailles de dommages indiquées ont été déterminées sur la base d'expérimentations pratiques, de contrôles et d'essais d'endurance réalisés sur banc avec utilisation des systèmes de réparation REMA TIP TOP. Examiner le pneu avant toute opération afin de déceler toutes les blessures de la carcasse et voir si son état justifie des réparations.
Les tailles maximum de dommages indiquées se réfèrent à des blessures qui on été débridées correctement. Ne pas réparer les blessures qui dépassent les tailles maximum de dommages indiquées dans le tableau de réparation. Ce tableau ne tient pas compte des recommandations et des réglementations relatives à la réparation des pneus en vigueur dans les différents pays. Le réparateur devra décider s'il convient de modifier les tailles de dommages précisées, en fonction des réglementations et des conditions locales (c'est à dire l'état des routes, l'utilisation des pneus et les sollicitations auxquelles les pneus sont soumis dans son pays). Pour la réparation, observer les instructions de montage et d'application correspondantes!

La presente tabella riparazioni riguarda l'impiego di materiali e sistemi di riparazione REMA TIP TOP ed ha validità su scala mondiale. Le entità dei danni indicate sono definite sotto forma di valori indicativi ricavati dall'esperienza practica e da controlli e test effettuati sul banco-prova sotto l'applicazione dei sistemi dei riparazione REMA TIP TOP.
Verificare sempre l'eventuale possibilità dei riparare il pneumatico. Controllare l'intero pneumatico al fine di individuare anche possibili danni nascosti. A lavorazione del danno ultimata, le misure massime indicate non devono venir superate. La presente tabella non tiene conto di eventuali norme o raccomandazioni riguardanti la riparazione dei pneumatici, valide in singoli Paesi. La tabella danni non esonera l'utilizzatore dalla valutazione circa la necessità o meno di adeguare i valori di sicurezza indicati, sia nel rispetto delle presenti norme che delle locali condizioni delle strade, del grado di sollecitazione e di impiego del materiale. Nel processo di riparazione tener conto delle relative istruzioni di montaggio e lavorazione.

Esta es una tabla de reparación de vigencia internacional para la aplicación de materiales y sistemas de reparación REMA TIP TOP. Las dimensiones de los daños se fijan en valores empíricos basados en experiencias prácticas y en comprobaciones y controles efectuados en bancos de pruebas utilizando exclusivamente los sistemas de reparación REMA TIP TOP. ¡Verifiquen siempre si el estado general del neumático permite su reparación!
¡Examinen todo el neumático a fin de detectar otros posibles daños ocultos! Finalizada la preparación de las roturas por un experto, las dimensiones del daño no deben exceder las medidas máximas indicadas en la tabla. En esta tabla no se consideran eventuales normas ni recomendaciones impuestas en los distintos países respecto a la reparaci-ón de neumáti cos. La tabla de daños no exime al usuario de juzgar si los valores orientativos de seguridad indicados deben adaptarse teniendo en cuenta tanto las normas y limitaciones como las condiciones locales de las carreteras, de carga y operación.¡Observen las correspondientes instrucciones de trabajo y aplicación!

Эта таблица повреждений предназначена для применения ремонтных материалов и систем REMA TIP TOP и действительна для всех стран. Приведенные в таблице размеры повреждений даются в виде ориентировочных величин, полученных при использовании ремонтных систем REMA TIP TOP и основанных на практическом опыте и результатах стендовых испытаний и тестов. Всегда проверяйте шину на возможность и целесообразность ремонта!
Обследуйте шину на возможное наличие скрытых повреждений. Приведенные в таблице максимальные размеры повреждений представляют собой предельные размеры, превышение которых после проведения соответствующей механической обработки не допускается. В этой таблице не учтены возможные предписания и законодательство по ремонту автомобильных шин, принятые в отдельных странах. Таблица повреждений не освобождает пользователя от обязанности проведения собственной оценки необходимости корректировки указанных размеров, а учета как высшупомянутых предписаний, так и местных дорожных условий характера нагрузки и условий эксплуатации шин. В ходе ремонта соблюдайте соответствующие инструкции по обработке и применению ремонтных материалов.

© 2012 Alle Rechte vorbehalten, auch die der fototechnischen Wiedergabe und der Speicherung auf elektronischen Medien. Die gewerbliche Nutzung dieser Reparaturtabelle, auch in Auszügen, ist nicht zulässig.

© 2012 All rights reserved. This also means that this chart or part of it must not be stored in any electronic media nor reproduced by means of photo-technical processes. It is not allowed to use this repair chart or parts of it for commercial purposes.

Droits de reproduction © 2012 Tous droits d'auteurs sur le présent tableau de réparation sont réservés, y compris ceux de memorisation dans les média électroniques et de reproduction par des systèmes photoélectriques. Toute utilisation commerciale de ce tableau de réparation et de ses parties est interdite.

© 2012 Tutti i diritti riservati, compresa la riproduzione fotografica e supporti elettro nici. Non è consentito l'impiego, anche parziale, a scopo pubblicitario, della presente tabella danni.

© 2012 Quedan reservados todos los derechos de autor, incluyendo los de reprodu cción fotoléctnica y procesamiento de datos electrónicos. Está prohibido el uso comer cial, total o parcial, de esta tabla de reparación.

© 2012 Фирма сохраняет за собой все права, в том числе на оптотехническое воспроизведение и запись на электронные носители. Использование данной таблицы или ее фрагментов в целях получения доходов не разрешается.

REMA TIP TOP

REMA TIP TOP GmbH
Business Segment
Automotive

Gruber Straße 63
Telefon:
Telefax:
www.rema-tiptop.com

85586 Poing/Germany
+49 8121 707-10270
+49 8121 707-10349

Wall chart RAD 100

REMA TIP TOP

RADIAL

Art. Nr.	RAD		
512 1159	RAD 115 TL	1	75 x 90
512 1207	RAD 120 TL	2	80 x 125
512 1221	RAD 122 TL	2	75 x 175
512 1245	RAD 124 TL	2	75 x 220
512 1360	RAD 135 TL	4	148 x 203
512 1403	RAD 140 TL	3	100 x 195
512 1427	RAD 142 TL	4	130 x 260
512 1441	RAD 144 TL	4	130 x 335
512 1465	RAD 146 TL	4	180 x 440
512 1506	RAD 150 TL	5	180 x 580
512 1520	RAD 152 TL	5	240 x 580
512 1551	RAD 155 TL	5	260 x 330
512 1568	RAD 156 TL	7	270 x 720
512 1609	RAD 160 TL	7	270 x 860
512 1623	RAD 162 TL	7	325 x 1030
512 1654	RAD 165 TL	6	330 x 420
512 1685	RAD 168 TL	7	350 x 760
512 1757	RAD 175 TL	8	450 x 530
512 1805	RAD 180 TL	2	155 x 195
512 1829	RAD 182 TL	2	190 x 245
512 1843	RAD 184 TL	2	215 x 295
512 1852	RAD 185 TL	8	530 x 730
512 1867	RAD 186 TL	2	250 x 345
512 1881	RAD 188 TL	2	280 x 450
512 1908	RAD 190 TL	2	310 x 550



Serie 100–90	Serie 85–80	Serie 75–70	Serie 65–60	Serie 55–45	A	R	CØ	A	R	SØ	RAD
					–	–	12	12	12	–	115
					20	20	20	20	30	10	120
					20	55	20	20	40	10	124
					50	70	40	40	60	25	180
					70	50					
					60	100	60	60	75	45	182
					100	75					
					60	125	75	75	90	55	184
					100	80					
					–	–	10	10	10	–	115
					15	25	15	15	15	10	120
					15	60	15	15	30	10	124
					40	60	30	30	50	20	180
					60	40					
					60	100	60	60	70	40	182
					85	70					
					75	125	80	80	100	50	184
					100	75					
					90	140	100	100	140	75	186
					125	110					
					100	200	125	125	150	80	188
					140	160					
					10	20	10	10	10	10	120
					12	50	10	10	20	10	124
					25	60	25	25	40	10	180
					40	100	40	40	60	30	182
					60	125	70	70	90	40	184
					85	75					
					85	120	85	85	120	60	186
					120	80					
					90	180	100	100	175	70	188
					125	125					
					125	250	125	125	150	–	190
					160	200					

Serie 100–90	Serie 85–80	Serie 75–70	Serie 65–60	Serie 55–45	A	R	CØ	A	R	SØ	RAD
					–	–	6	6	6	–	115
					10	10	10	10	10	6	120
					10	50	10	10	20	6	122
					15	30					
					–	–	3	3	3	–	115
					8	10	10	10	10	6	120
					8	30	10	10	15	6	122
					18	70	18	18	30	10	140
					15	50					
					18	70	25	25	35	12	142
					25	50					

Serie 100 – 90	Serie 80 – 75	Serie 70	Serie 65	A	R	CØ	A	R	SØ	RAD
				10	10	12	12	15		120
				10	60	15	15	30	10	140
				20	50					
				10	90	25	25	50	20	142
				20	70					
				20	120	35	35	70	25	144
				30	100					
				40	150	50	50	100	30	146
				60	120					
				–	–	20	20	40	–	125
				–	–	40	40	60	–	135
				–	–	10	10	10		120
				20	100	30	30	60	25	144
				40	80					
				30	150	45	45	90	30	146
				60	100					
				40	250	60	60	120	35	150
				60	180					
				70	300	100	100	180	55	152
				100	200					
				80	350	130	130	210	60	156
				110	250					
				–	–	40	40	70	–	135
				–	–	70	70	110	–	155
				–	–	100	100	150	–	165
				–	–	8	8	8	–	120
				20	80	25	25	50	20	144
				40	60					
				30	150	40	40	80	35	146
				60	100					
				40	250	55	55	110	35	150
				60	180					
				60	300	80	80	140	55	152
				80	200					
				60	350	120	120	190	60	156
				100	250					
				100	400	130	130	240	65	160
				130	300					
				100	480	140	140	280	70	162
				130	300					
				140	300	150	150	220	80	168
				150	250					
				–	–	35	35	60	–	135
				–	–	65	65	100	–	155
				–	–	90	90	140	–	165
				–	–	120	120	170	–	175
				10	60	20	20	40	15	144
				30	50					
				25	150	35	35	70	30	146
				50	100					
				35	250	50	50	100	35	150
				50	180					
				50	250	70	70	120	55	152
				70	150					
				50	300	110	110	170	60	156
				100	200					
				80	400	120	120	220	65	160
				120	300					
				80	480	130	130	260	70	162
				120	350					
				130	250	140	140	200	80	168
				140	200					
				–	–	60	60	90	–	155
				–	–	80	80	120	–	165
				–	–	110	110	150	–	175
				–	–	300	150	220	–	185

Serie 100–90	Serie 85–80	Serie 75–70	Serie 65–60	Serie 55–45
5.00–7.00		150/–200/		
7.50–10.00		225/–315/	250/–355/	
13.6–18.4 12–15 300/–400/	335/–420/	375/–520/	420/–560/	600/–650/
20.8–30.5 420/–500/	460/–650/	540/–800/	580/–900/	700/–1050/

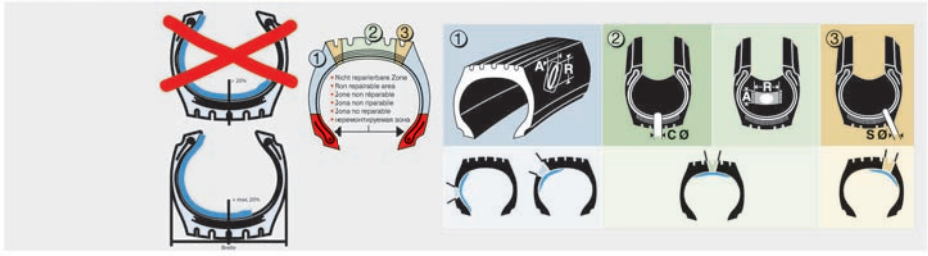

- Mit Erscheinen dieser Schadenstabelle verlieren alle bisherigen ihre Gültigkeit.
- This damage chart supersedes all previous issues.
- Tous les tableaux de réparations antérieures à celui-ci deviennent caducs.
- La pubblicazione della presente tabella rende nulle tutte le versioni precedenti.
- Con la publicación de esta tabla da daños pierden su validez todas las anteriores.
- С момента публикации данной таблицы все остальные утрачивают свою силу.

- Technische Änderungen vorbehalten.
- Subject to technical alterations.
- Sous réserve de modifications techniques.
- Con riserva di modifiche tecniche.
- Reservado el derecho modificaciones técnicas.
- Фирма оставляет за собой право на внесение технических изменений.

- Stand IV.12
- As of IV.12
- Version IV.12
- Versión al IV.12
- Aggiornamento IV.12
- по состоянию на IV.12

581 2000 – IV.12 Printed in Germany

Dies ist eine international gültige Reparaturtabelle für die Anwendung von REMA TIP TOP Reparaturmaterialien und -systemen. Die angegebenen Schadensgrößen werden basierend auf Erkenntnissen der Praxis, Prüfstandskontrollen und -tests in Erfahrungsrichtwerten unter Anwendung der REMA TIP TOP Reparatursysteme festgelegt. Generelle Instandsetzungsmöglichkeiten des Reifens stets überprüfen!
Gesamten Reifen auf weitere, verdeckte Schäden untersuchen. Die angegebenen maximalen Abmessungen dürfen nach erfolgter, sachgerechter Bearbeitung des Schadens nicht überschritten werden! Eventuelle länderspezifische Vorschriften oder Empfehlungen zur Reifenreparatur sind in dieser Tabelle nicht berücksichtigt! Die Schadenstabelle entbindet den Anwender nicht, sowohl unter Beachtung dieser Vorschriften als auch abgestimmt auf örtliche Straßen-, Belastungs- und Einsatzbedingungen von der Beurteilung, ob die angegebenen Schadensgrößen anzupassen sind. Für den Reparaturablauf die entsprechenden Einbau- und Verarbeitungsanleitungen beachten!

This is an internationally valid repair chart to the use of REMA TIP TOP repair materials and systems. The figures referring to injury sizes have been determined on the basis of practical experience, bench checks and tests carried out with REMA TIP TOP repair systems. Always make a general check to ensure that the tyre can be repaired.
Examine the complete tyre for further hidden damage. The maximum limits for the repairable injuries indicated refer to correctly prepared injuries. These maximum limits must not be exceeded. Regulations or recommendations regarding tyre repair that exist in individual countries have not been taken into consideration in this chart. When referring to this repair chart, the user is obliged to assess whether the injury sizes indicated have to be adjusted, by taking into account these regulations, together with local road, load, and operating conditions. Follow the corresponding fitting and processing instructions when carrying out repairs.

Ce tableau de réparation concernant l'utilisation des produits et systèmes de réparation REMA TIP TOP est conforme aux spécifications internationales. Les tailles de dommages indiquées ont été déterminées sur la base d'expérimentations pratiques, de contrôles et d'essais d'endurance réalisés sur banc avec utilisation des systèmes de réparation REMA TIP TOP. Examiner le pneu avant toute opération afin de déceler toutes les blessures de la carcasse et voir si son état justifie des réparations.
Les tailles maximum de dommages indiquées se réfèrent à des blessures qui on été débridées correctement. Ne pas réparer les blessures qui dépassent les tailles maximum de dommages indiquées dans le tableau de réparation. Ce tableau ne tient pas compte des recommandations et des réglementations relatives à la réparation des pneus en vigueur dans les différents pays. Le réparateur devra décider s'il convient de modifier les tailles de dommages précitées, en fonction des réglementations et des conditions locales (c'est à dire l'état des routes, l'utilisation des pneus et les sollicitations auxquelles les pneus sont soumis dans son pays). Pour la réparation, observer les instructions de montage et d'application correspondantes!

La presente tabella riparazioni riguarda l'impiego di materiali e sistemi di riparazione REMA TIP TOP ed ha validità su scala mondiale. Le entità dei danni indicate sono definite sotto forma di valori indicativi ricavati dall'esperienza practica e da controlli e test effettuati sul banco-prova sotto l'applicazione dei sistemi de riparazione REMA TIP TOP.
Verificare sempre l'eventuale possibilità dei riparare il pneumatico. Controllare l'intero pneumatico al fine di individuare anche possibili danni nascosti. A lavorazione del danno ultimata, la misura massima indicata non devono venir superate. La presente tabella non tiene conto di eventuali norme o raccomandazioni riguardanti la riparazione dei pneumatici, valide in singoli Paesi. La tabella danni non esonera l'utilizzatore dalla valutazione circa la necessità o meno di adeguare i valori di sicurezza indicati, sia nel rispetto delle presenti norme che delle locali condizioni delle strade, del grado di sollecitazione e di impiego del materiale. Nel processo di riparazione tener conto delle relative istruzioni di montaggio e lavorazione.

Esta es una tabla de reparación de vigencia internacional para la aplicación de materiales y sistemas de reparación REMA TIP TOP. Las dimensiones de los daños se fijan en valores empíricos basados en experiencias prácticas y en comprobaciones y controles efectuados en bancos de pruebas utilizando exclusivamente los sistemas de reparación REMA TIP TOP. ¡Verifiquen siempre si el estado general del neumático permite su reparación!
¡Examinen todo el neumático a fin de detectar otros posibles daños ocultos! Finalizada la preparación de las roturas por un experto, las dimensiones del daño no deben exceder las medidas máximas indicadas en la tabla. En esta tabla no se consideran eventuales normas ni recomendaciones impuestas en los distintos países respecto a la reparación de un neumático. La tabla de daños no exime al usuario de juzgar si los valores orientativos de seguridad indicados deben adaptarse teniendo en cuenta tanto las normas y limitaciones como las condiciones locales de las carreteras, de carga y operación. ¡Observen las correspondientes instrucciones de trabajo y aplicación!

Эта таблица повреждений предназначена для применения ремонтных материалов и систем REMA TIP TOP и действительна для всех стран. Приведенные в таблице размеры повреждений даются в виде ориентировочных величин, полученных при использовании ремонтных систем REMA TIP TOP и основанных на практическом опыте и результатах стендовых испытаний и тестов. Всегда проверяйте шину на возможность и целесообразность ремонта!
Обследуйте шину на возможное наличие скрытых повреждений. Приведенные в таблице максимальные размеры повреждений представляют собой предельные размеры, превышение которых после проведения соответствующей механической обработки не допускается. В этой таблице не учтены возможные предписания и законодательные по ремонту автомобильных шин, принятые в отдельных странах. Таблица повреждений не освобождает пользователя от обязанности проведения собственной оценки необходимости корректировки указанных размеров, с учетом как вышеупомянутых предписаний, так и местных дорожных условий характера нагрузки и условий эксплуатации шин. В ходе ремонта соблюдайте соответствующие инструкции по обработке и применению ремонтных материалов.

© 2012 Alle Rechte vorbehalten, auch die der fotomechanischen Wiedergabe und der Speicherung auf elektronischen Medien. Die gewerbliche Nutzung dieser Reparaturtabelle, auch in Auszügen, ist nicht zulässig.

© 2012 All rights reserved. This also means that this chart or part of it must not be stored in any electronic media nor reproduced by means of photo-technical processes. It is not allowed to use this repair chart or parts of it for commercial purposes.

Droits de reproduction © 2012 Tous droits d'auteurs sur le présent tableau de réparation sont réservés, y compris ceux de mémorisation dans les médiа électroniques et de reproduction par des systèmes phototechniques. Toute utilisation commerciale de ce tableau de réparation et de ses parties est interdite.

© 2012 Tutti i diritti riservati, compresa la riproduzione fotografica e supporti elettronici. Non è consentito l'impiego, anche parziale, a scopo pubblicitario, della presente tabella danni.

© 2012 Quedan reservados todos los derechos de autor, incluyendo los de reproducción fotográfica y procesamiento de datos electrónicos. Está prohibido el uso comer cial, total o parcial, de esta tabla de reparación.

© 2012 Фирма сохраняет за собой все права, в том числе на фотографическое воспроизведение и запись на электронные носители. Использование данной таблицы или ее фрагментов в целях получения доходов не разрешается.

REMA TIP TOP

REMA TIP TOP GmbH
Business Segment
Automotive

Gruber Straße 63
Telefon:
Telefax:
www.rema-tiptop.com

85586 Poing/Germany
+49 8121 707-10270
+49 8121 707-10349

This is the repair chart valid at the moment of printing. Always refer to the repair chart and safety advice packed with the product!

Wall chart RAD 500

Ref. No.	Description	Language
581 0820	Wall chart RAD 500, 48 x 67 cm	Multilingual

	Serie 100–90	Serie 85–80	Serie 75–70	Serie 65–60	Serie 55–45	① A	① R	② C Ø	② A	② R	③ S Ø	RAD
min – 122 LI	6.00 – 7.50	9 R – 10 R 245/ – 265/	205/ – 235/	245/ – 265/	–	15	30	15	15	15	10	531
						10	75	20	20	30	12	533
						20	60					
						20	90	25	25	40	15	535
						30	60					
						–	–	12	12	15	–	115
	8.25 – 10.00 225/ – 245/	9 R – 10 R 245/ – 265/	245/ – 265/	275/ – 315/	–	12	30	15	15	15	10	531
						10	75	20	20	30	15	533
						20	60					
						20	90	30	30	50	20	535
						25	80					
						10	140	35	35	70	25	537
						25	120					
						35	80					
						–	–	10	10	12	–	115
	12.5 R – 14.75 R 11.00 – 13.00	11 R – 13 R 12/ – 14/ 14.75/ 275/ – 385/	11/ – 13/ 275/ – 375/	325/ – 385/	355/ – 385/	12	25	12	12	12	10	531
						12	65	20	20	30	12	533
						20	50					
						15	90	25	25	50	15	535
						25	70					
						15	130	35	35	70	25	537
						35	70					
						15	150	40	40	80	25	539
						30	100					
						40	85					
						–	–	10	10	12	–	115
max – 177 LI	14.00 – 16.00 375/ – 445/	15 R – 24 R 15.5 – 395/ – 475/	445/ – 605/	395/ – 525/	425/ – 495/	10	20	12	12	12	8	531
						10	50	15	15	25	10	533
						10	90	20	20	30	15	535
						20	60					
						12	110	25	25	40	20	537
						25	70					
						10	160	30	30	50	25	539
						15	120					
						30	80					
						20	130	40	40	60	25	541
						40	80					
						15	170	40	40	70	30	543
						45	100					

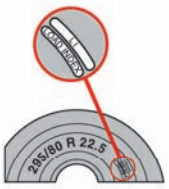

Art. Nr.	RAD No.	
512 1159	115	75 x 90
512 5314	531	165 x 88
512 5338	533	205 x 110
512 5352	535	245 x 110
512 5376	537	285 x 110
512 5390	539	325 x 115
512 5410	541	365 x 125
512 5431	543	445 x 135

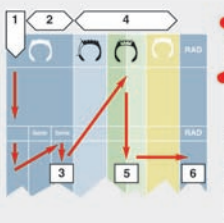







- Mit Erscheinen dieser Schadenstabelle verlieren alle bisherigen ihre Gültigkeit.
- This damage chart supersedes all previous issues.
- Tous les tableaux de réparations antérieures à celui-ci deviennent caduca.
- La pubblicazione della presente tabella rende nulle tutte le versioni precedenti.
- Con la publicación de esta tabla da daños pierden su validéz todas las anteriores.
- С момента публикации данной таблицы все остальные утрачивают свою силу.
- Technische Änderungen vorbehalten.
- Subject to technical alterations.
- Sous réserve de modifications techniques.
- Con riserva di modifiche tecniche.
- Reservado el derecho modificaciones técnicas.
- Фирма оставляет за собой право на внесение технических изменений.
- Stand IV.12
- As of IV.12
- Version IV.12
- Version at IV.12
- Aglornamento IV.12
- по состоянию на IV.12

Dies ist eine international gültige Reparaturtabelle für die Anwendung von REMA TIP TOP Reparaturmaterialien und -systemen. Die angegebenen Schadensgrößen werden basierend auf Erkenntnissen der Praxis, Prüfstandskontrollen und -tests in Erfahrungsrichtwerten unter Anwendung der REMA TIP TOP Reparatursysteme festgelegt. Generelle Instandsetzungsmöglichkeiten des Reifens stets überprüfen!
Gesamten Reifen auf weitere, verdeckte Schäden untersuchen. Die angegebenen maximalen Abmessungen dürfen nach erfolgter, sachgerechter Bearbeitung des Schadens nicht überschritten werden! Eventuelle länderspezifische Vorschriften oder Einpfeilungen zur Reifenreparatur sind in dieser Tabelle nicht berücksichtigt! Die Schadenstabelle entbindet den Anwender nicht, sowohl unter Beachtung dieser Vorschriften als auch abgestimmt auf örtliche Straßen-, Belastungs- und Einsatzbedingungen von der Beurteilung, ob die angegebenen Schadensgrößen anzupassen sind. Für den Reparaturablauf die entsprechenden Einbau- und Verarbeitungsanleitungen beachten!

© 2012 Alle Rechte vorbehalten, auch die der fototechnischen Wiedergabe und der Speicherung auf elektronischen Medien. Die gewerbliche Nutzung dieser Reparaturtabelle, auch in Auszügen, ist nicht zulässig.

This is an internationally valid repair chart to the use of REMA TIP TOP repair materials and systems. The figures referring to injury sizes have been determined on the basis of practical experience, bench checks and tests carried out with REMA TIP TOP recap systems. Always make a general check to ensure that the tyre can be repaired.
Examine the complete tyre for further hidden damage. The maximum limits for the repairable injuries indicated refer to correctly prepared injuries. These maximum limits must not be exceeded. Regulations or recommendations regarding tyre repair that exist in individual countries have not been taken into consideration in this chart. When referring to this repair chart, the user is obliged to assess whether the injury sizes indicated have to be adjusted, by taking intoaccount these regulations, together with local road, load, and operating conditions. Follow the corresponding fitting and processing instructions when carrying ou repairs.

© 2012 All rights reserved. This also means that this chart or part of it must not be stored in any electronic media nor reproduced by means of photo-technical processes. It is not allowed to use this repair chart or parts of it for commercial purposes.

Ce tableau de réparation concernant l'utilisation des produits et systèmes de réparation REMA TIP TOP est conforme aux spécifications internationales. Les tailles de dommages indiquées ont été déterminées sur la base d'expérimentations pratiques, de contrôles et d'essais d'endurance réalisés sur banc avec utilisation des systèmes de réparation REMA TIP TOP. Examiner la pneu avant toute opération afin de déceler toutes les blessures de la carcasse et voir si son état justifie des réparations.
Les tailles maximum de dommages indiquées se réfèrent à des blessures qui on été délimitées correctement. Ne pas réparer les blessures qui dépassent les tailles maximum de dommages indiquées dans le tableau de réparation. Ce tableau ne tient pas compte des recommandations et des réglementations relatives à la réparation des pneus en vigueur dans les différents pays. Le réparateur devra décider s'il convient de modifier les tailles de dommages précitées, en fonction des réglementations et des conditions locales (c'est à dire l'état des routes, l'utilisation des pneus et les sollicitations auxquelles les pneus sont soumis dans son pays). Pour la réparation, observer les instructions de montage et d'application correspondantes!

Droits de reproduction © 2012 Tous droits d'auteurs sur le présent tableau de réparation sont réservés, y compris ceux de memorisation dans les média électroniques et de reproduction par des systèmes photochemiques. Toute utilisation commerciale de ce tableau de réparation et de ses parties est interdite.

La presente tabella riparazioni riguarda l'impiego di materiali e sistemi di riparazione REMA TIP TOP ed ha validità su scala mondiale. Le entità dei danni indicate sono definite sotto forma di valori indicativi ricavati dall'esperienza practica e da controlli e test effettuati sul banco-prova sotto l'applicazione dei sistemi dei riparazione REMA TIP TOP.
Verificare sempre l'eventuale possibilità dei riparare il pneumatico. Controllare l'intero pneumatico al fine di individuare anche possibili danni nascosti. A lavorazione del danno ultimata, le misure massime indicate non devono venir superate. La presente tabella non tiene conto di eventuali norme o raccomandazioni riguardanti la riparazione dei pneumatici, valide in singoli Paesi. La tabella darmi non esonera l'utilizzatore dalla valutazione circa la necessità o meno di adeguare i valori di sicurezza indicati, sia nel rispetto delle presenti norme che delle locali condizioni delle strade, del grado di sollecitazione e di impiego del materiale. Nel processo di riparazione tener conto delle relative istruzioni di montaggio e lavorazione.

© 2012 Tutti i diritti riservati, compresa la riproduzione fotografica e supporti elettro nici. Non è consentito l'impiego, anche parziale, a scopo pubblicitario, della presente tabella danni.

Esta es una tabla de reparación de vigencia internacional para la aplicación de materiales y sistemas de reparación REMA TIP TOP. Las dimensiones de los daños se fijan en valores empíricos basados en experiencias prácticas y en comprobaciones y controles efectuados en bancos de pruebas utilizando exclusivamente los sistemas de reparación REMA TIP TOP. ¡Verifiquen siempre si el estado general del neumático permite su reparación!
¡Examinen todo el neumático a fin de detectar otros posibles daños ocultos! Finalizada la preparación de las roturas por un experto, las dimensiones del daño no deben exceder las medidas máximas indicadas en la tabla. En esta tabla no se consideran eventuales normas ni recomendaciones impuestas en los distintos países respecto a la reparaci-ón de neumáti cos. La tabla de daños no exime el usuario de juzgar si los valores orientativos de seguridad indicados deben adaptarse teniendo en cuenta tanto las normas y limitaciones como las condiciones locales de las carreteras, de carga y operación ¿Observen las correspondientes instrucciones de trabajo y aplicación!

© 2012 Quedan reservados todos los derechos de autor, incluyendo los de reproduc ción fototécnica y procesamiento de datos electrónicos. Está prohibido el uso comer cial, total o parcial, de esta tabla de reparación.

Эта таблица повреждений предназначена для применения ремонт-ных материалов и систем РЕМА ТИП ТОП и действительна для всех стран. Приведенные в таблице размеры повреждений даются в виде ориентировоч-ных величин, полученных при использовании ремонтных систем РЕМА ТИП ТОП и основанных на практическом опыте и результатах стендовых испытаний и тестов. Всегда проверяйте шину на возможность и целесообразность ремонта!
Обследуйте шину на возможное наличие скрытых повреждений. Приведенные в таблице максимальные размеры повреждений представляют собой предельные размеры, превышение которых после проведения соответствующей механической обработки не допускается. В этой таблице не учтены возможные предписания и законодатель ство по ремонту автомобильных шин, принятые в отдельных странах. Таблица повреждений не освобождает пользователя от обязанности проверить собственной оценки необходимости корректировки указанных размеров, с учетом местных условий нагрузки и условий эксплуатации шин. В ходе ремонта соблюдайте соответствующие инструкции по обработке и применению ремонтных материалов.

© 2012 Фирма сохраняет за собой все права, в том числе на фототехническое воспроизведение и запись на электронные носители. Использование данной таблицы или ее фрагментов в целях получения доходов не разрешается.

581 0820 – IV.12 Printed in Germany

REMA TIP TOP GmbH
Business Segment
Automotive
Gruber Straße 63
85586 Poing/Germany
Telefon: +49 8121 707-10270
Telefax: +49 8121 707-10349
www.rema-tiptop.com

Wall chart RAD 500

Serie 100	Serie 95-90	Serie 85–80	Serie 75–70	Serie 65–60	Serie 55–45y	① R	① R	② C Ø	② A	② R	③ S Ø	RAD
8.3-12.4 180-270	300/ – 400/	275/ – 320/	300/ – 360/	320/ – 340/	–	–	–	12	12	12	–	115
						20	20	20	20	30	10	120
						20	55	20	20	40	10	124
						45	65	45	45	55	25	581
						65	50					
						60	100	65	65	75	45	583
						90	70					
						90	160	85	85	115	60	585
						115	120					
13.6-18.4 12-15	300/ – 400/	335/ – 420/	375/ – 520/	420/ – 540/	600/ – 650/	–	–	10	10	10	–	115
						15	25	15	15	15	10	120
						15	60	15	15	30	10	124
						45	60	40	40	50	20	581
						60	50					
						60	95	60	60	70	40	583
						85	70					
						85	150	80	80	110	55	585
						110	115					
						110	210	125	125	165	80	587
						150	165					
20.8-30.5	420/ – 500/	460/ – 650/	540/ – 710/	600/ – 800/	700/ – 1050/	10	20	10	10	10	10	120
						12	50	10	10	20	10	124
						45	60	30	30	50	15	581
						60	50					
						60	90	45	45	70	35	583
						80	70					
						80	145	70	70	110	50	585
						105	110					
						105	200	105	105	165	70	587
						140	160					
						135	280	135	135	210	–	589
						170	220					

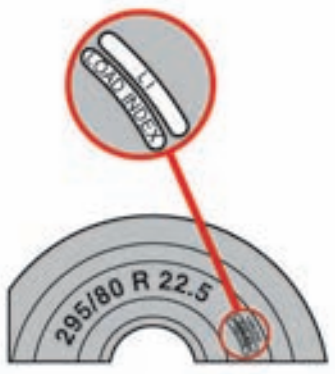

Art. Nr.	RAD No.	
512 1159	115	75 x 90
512 5314	531	165 x 88
512 5338	533	205 x 110
512 5352	535	245 x 110
512 5376	537	285 x 110
512 5390	539	325 x 115
512 5410	541	365 x 125
512 5431	543	445 x 135
512 5810	581	208 x 168
512 5830	583	258 x 203
512 5850	585	363 x 233
512 5870	587	458 x 288
512 5890	589	603 x 343

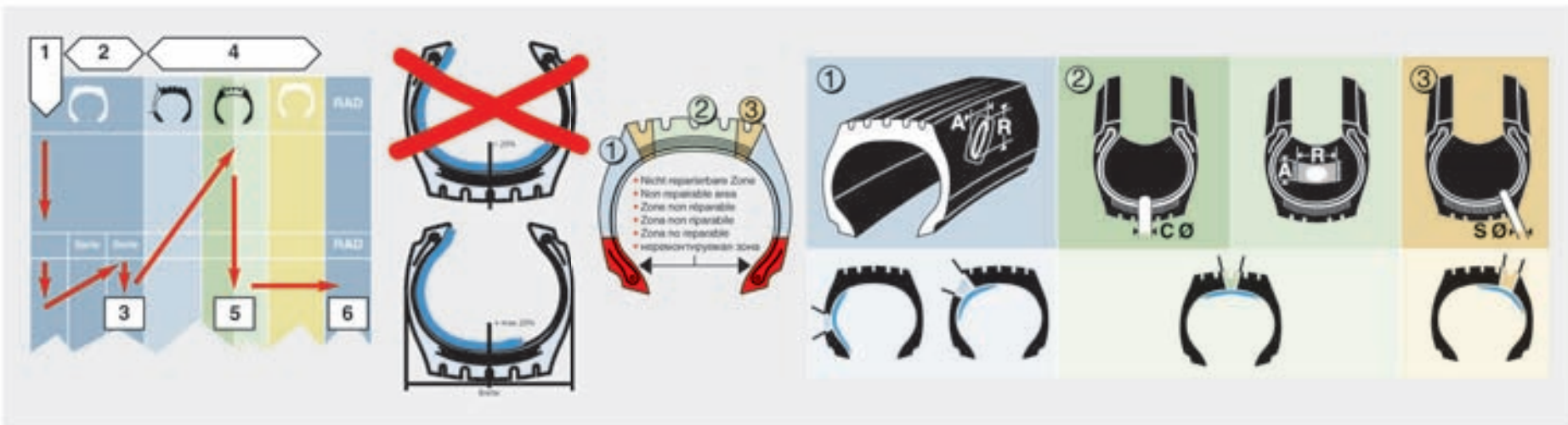

- Mit Erscheinen dieser Schadenstabelle verlieren alle bisherigen ihre Gültigkeit.
- This damage chart supersedes all previous issues.
- Tous les tableaux de réparations antérieures à celui-ci deviennent caducs.
- La pubblicazione della presente tabella rende nulle tutte le versioni precedenti.
- Con la publicación de esta tabla da daños pierden su validéz todas las anteriores.
- С момента публикации данной таблицы все остальные утрачивают свою силу.

- Technische Änderungen vorbehalten.
- Subject to technical alterations.
- Sous réserve de modifications techniques.
- Con riserva di modifiche techniche.
- Reservado el derecho modificaciones técnicas.
- Фирма оставляет за собой право на внесение технических изменений.

- Stand IV.12
- As of IV.12
- Version IV.12
- Versión al IV.12
- Agiornamento IV.12
- по состоянию на IV.12

581 0820 – IV.12 Printed in Germany

Dies ist eine international gültige Reparaturtabelle für die Anwendung von REMA TIP TOP Reparaturmaterialien und -systemen. Die angegebenen Schadensgrößen werden basierend auf Erkenntnissen der Praxis, Prüfstandskontrollen und -tests in Erfahrungsrichtwerten unter Anwendung der REMA TIP TOP Reparatursysteme festgelegt. Generelle Instandsetzungsmöglichkeiten des Reifens stets überprüfen!
Gesamten Reifen auf weitere, verdeckte Schäden untersuchen. Die angegebenen maximalen Abmessungen dürfen nach erfolgter, sachgerechter Bearbeitung des Schadens nicht überschritten werden! Eventuelle länderspezifische Vorschriften oder Empfehlungen zur Reifenreparatur sind in dieser Tabelle nicht berücksichtigt! Die Schadenstabelle entbindet den Anwender nicht, sowohl unter Beachtung dieser Vorschriften als auch abgestimmt auf örtliche Straßen-, Belastungs- und Einsatzbedingungen von der Beurteilung, ob die angegebenen Schadensgrößen anzupassen sind. Für den Reparaturablauf die entsprechenden Einbau- und Verarbeitungsanleitungen beachten!

© 2012 Alle Rechte vorbehalten, auch die der fototechnischen Wiedergabe und der Speicherung auf elektronischen Medien. Die gewerbliche Nutzung dieser Reparaturtabelle, auch in Auszügen, ist nicht zulässig.

This is an internationally valid repair chart for the use of REMA TIP TOP repair materials and systems. The figures referring to injury sizes have been determined on the basis of practical experience, bench checks and tests carried out with REMA TIP TOP repair systems. Always make a general check to ensure that the tyre can be repaired.
Examine the complete tyre for further hidden damage. The maximum limits for the repairable injuries indicated refer to correctly prepared injuries. These maximum limits must not be exceeded. Regulations or recommendations regarding tyre repair that exist in individual countries have not been taken into consideration in this chart. When referring to this repair chart, the user is obliged to assess whether the injury sizes indicated have to be adjusted, by taking into account these regulations, together with local road, load, and operating conditions. Follow the corresponding fitting and processing instructions when carrying out repairs.

© 2012 All rights reserved. This also means that this chart or part of it must not be stored in any electronic media nor reproduced by means of photo-technical processes. It is not allowed to use this repair chart or parts of it for commercial purposes.

Ce tableau de réparation concernant l'utilisation des produits et systèmes de réparation REMA TIP TOP est conforme aux spécifications internationales. Les tailles de dommages indiquées ont été déterminées sur la base d'expérimentations pratiques, de contrôles et d'essais d'endurance réalisés sur banc avec utilisation des systèmes de réparation REMA TIP TOP. Examiner le pneu avant toute opération afin de déceler toutes les blessures de la carcasse et voir si son état justifie des réparations.
Les tailles maximum de dommages indiquées se réfèrent à des blessures qui on été débridées correctement. Ne pas réparer les blessures qui dépassent les tailles maximum de dommages indiquées dans le tableau de réparation. Ce tableau ne tient pas compte des recommandations et des réglementations relatives à la réparation des pneus en vigueur dans les différents pays. Le réparateur devra décider s'il convient de modifier les tailles de dommages précitées, en fonction des réglementations et des conditions locales (c'est à dire l'état des routes, l'utilisation des pneus et les sollicitations auxquelles les pneus sont soumis dans son pays). Pour la réparation, observer les instructions de montage et d'application correspondantes!

Droits de reproduction © 2012 Tous droits d'auteurs sur le présent tableau de réparation sont réservés, y compris ceux de memorisation dans les média électroniques et de reproduction par des systèmes phototechniques. Toute utilisation commerciale de ce tableau de réparation et de ses parties est interdite.

La presente tabella riparazioni riguarda l'impiego di materiali e sistemi di riparazione REMA TIP TOP ed ha validità su scala mondiale. Le entità dei danni indicate sono definite sotto forma di valori indicativi ricavati dall'esperienza practica e da controlli e test effettuati sul banco-prova sotto l'applicazione dei sistemi dei riparazione REMA TIP TOP.
Verificare sempre l'evertuale possibilità dei riparare il pneumatico. Controllare l'intero pneumatico al fine di individuare anche possibili danni nascosti. A lavorazione del danno ultimata, le misure massime indicate non devono venir superate. La presente tabella non tiene conto di eventuali norme o raccomandazioni riguardanti la riparazione dei pneumatici, valide in singoli Paesi. La tabella danni non esonera l'utilizzatore dalla valutazione circa la necessità o meno di adeguare i valori di sicurezza indicati, sia nel rispetto delle presenti norme che delle locali condizioni delle strade, del grado di sollecitatzione e di impiego del materiale. Nel processo di riparazione tener conto delle relative istruzioni di montaggio e lavorazione.

© 2012 Tutti i diritti riservati, compresa la riproduzione fotografica e supporti elettro nici. Non è consentito l'impiego, anche parziale, a scopo pubblicitario, della presente tabelle danni.

Esta es una tabla de reparación de vigencia internacional para la aplicación de materiales y sistemas de reparación REMA TIP TOP. Las dimensiones de los daños se fijan en valores empíricos basados en experiencias prácticas y en comprobaciones y controles efectuados en bancos de pruebas utilizando exclusivamente los sistemas de reparación REMA TIP TOP. ¡Verifiquen siempre si el estado general del neumático permite su reparación!
¡Examinen todo el neumático a fin de detectar otros posibles daños ocultos! Finalizada la preparación de las roturas por un experto, las dimensiones del daño no deben exceder las medidas máximas indicadas en la tabla. En esta tabla no se consideran eventuales normas ni recomendaciones impuestas en los distintos países respecto a la reparaci-ón de neumáti cos. La tabla de daños no exime el usuario de juzgar si los valores orientativos de seguridad indicados deben adaptarse teniendo en cuenta tanto las normas y limitaciones como las condiciones locales de las carreteras, de carga y operación. ¡Observen las correspondientes instrucciones de trabajo y aplicación!

© 2012 Quedan reservados todos los derechos de autor, incluyendo los de reproduc ción fototécnica y procesamiento de datos electrónicos. Está prohibido el uso comer cial, total o parcial, de esta tabla de reparación.

Эта таблица повреждений предназначена для применения ремонтных материалов и систем РЕМА ТИП ТОП и действительна для всех стран. Приведенные в таблице размеры повреждений даются в виде ориентировочных величин, полученных при использовании ремонтных систем РЕМА ТИП ТОП и основанных на практическом опыте и результатах стендовых испытаний и тестов. Всегда проверяйте шину на возможность и целесообразность ремонта!
Обследуйте шину на возможное наличие скрытых повреждений. Приведенные в таблице максимальные размеры повреждений представляют собой предельные размеры, превышение которых после проведения соответствующей механической обработки не допускается. В этой таблице не учтены возможные предписания и рекомендации по ремонту автомобильных шин, принятые в отдельных странах. Таблица повреждений не освобождает пользователя от обязанности проведения собственной оценки необходимости корректировки указанных размеров, с учетом как вышеупомянутых предписаний, так и местных дорожных условий, характера нагрузки и условий эксплуатации шин. В ходе ремонта соблюдайте соответствующие инструкции по обработке и применению ремонтных материалов.

© 2012 Фирма сохраняет за собой все права, в том числе на фототехническое воспроизведение и запись на электронные носители. Использование данной таблицы или ее фрагментов в целях получения доходов не разрешается.

REMA TIP TOP GmbH
Business Segment
Automotive
Gruber Straße 63 85586 Poing/Germany
Telefon: +49 8121 707-10270
Telefax: +49 8121 707-10349
www.rema-tiptop.com

This is the repair chart valid at the moment of printing. Always refer to the repair chart and safety advice packed with the product!

CROSS-PLY repair patches, Wall chart

Ref. No.	Description	Language
581 0080	Wall chart PN, 48 x 67 cm	Multilingual

REMA TIP TOP

OTREM TYRE REPAIR SPECIALIST

P·N DIAGONAL



C 2 max. mm	C max. inch	PR PLY RATING индекс слойности	10-14	16-20	22-26	28-32	34-38	40-44	46-50	52-58	60-
15	1/2"	PN-Nr.	050	050	050	050	050+	050+	050+	050+	050+
25	1"	PN-Nr.	050	050	050	050+	050+	050+	050+	052	052
50	2"	PN-Nr.	050	050	050	050+	052	052	052+	054	054
75	3"	PN-Nr.	050	050+	052	052	052	052+	054	054+	056
100	4"	PN-Nr.	052	052	052	052+	054	054+	056/052+	056/052+	056/052+
125	5"	PN-Nr.	052	052+	052+	054	054+	056+	056/052+	056+/054	056+/054+
150	6"	PN-Nr.	052	054	054	054+	054+	056/052	056+/054	056+/054	058/056
175	7"	PN-Nr.	052	054	054	054+	056+	056+/052	058+/054	058+/054	058+/056
200	8"	PN-Nr.	–	054	056	056+	058+	056+/052	058/056	058+/056	060/056+

C 2 max. mm	C max. inch	PR PLY RATING индекс слойности	10-14	16-20	22-26	28-32	34-38	40-44	46-50	52-58	60-
225	9"	PN-Nr.	–	–	056	056+	058+	058/054	058+/056	060/056	060/056+
250	10"	PN-Nr.	–	–	056	056+	058/052	058/054	060/056	060/056+	060/056+

Art. Nr.	PN No.			
512 2000	050	240	4	12
512 2017	050+	240	6	10
512 2024	052	360	6	12
512 2031	052+	360	8	10
512 2048	054	480	8	5
512 2055	054+	480	10	5
512 2062	056	660	10	5
512 2079	056+	660	12	5
512 2093	058	810	12	3
512 2103	058+	810	14	3
512 2110	060	930	14	1

Art. Nr.	PN No.			
512 2502	056 S	660	10	5
512 2419	056 S+	660	12	5
512 2433	058 S	810	12	3
512 2440	058 S+	810	14	3

50% C max. mm	C max. inch	PR PLY RATING индекс слойности	10-14	16-20	22-26	28-32	34-38	40-44	46-50	52-58	60-
50	2"	PN-Nr.	050	050	050	050+	052	052	052+	052+	052+
100	4"	PN-Nr.	050	050	052	052	052+	052+	054	054+	054+
150	6"	PN-Nr.	052	052	054	054	054	054	054+	054+	056+
200	8"	PN-Nr.	–	054	054	054	054	056+	056	056+	058+
250	10"	PN-Nr.	–	–	054	056	056	056+	056+	058	058+

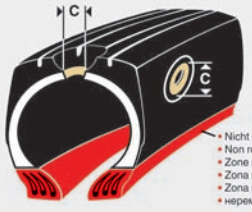





- Mit Erscheinen dieser Schadenstabelle verlieren alle bisherigen ihre Gültigkeit.
- This damage chart supersedes all previous issues.
- Tous les tableaux de réparations antérieures à celui-ci deviennent caduca.
- La pubblicazione della presente tabella rende nulle tutte le versioni precedenti.
- Con la publicación de esta tabla da daños pierden su validéz todas las anteriores.
- С момента публикации данной таблицы все остальные утрачивают свою силу.

- Technische Änderungen vorbehalten.
- Subject to technical alterations.
- Sous réserve de modifications techniques.
- Con riserva di modifiche tecniche.
- Reservado el derecho modificaciones técnicas.
- Фирма оставляет за собой право на внесение технических изменений.

- Stand VIII.10
- As of VIII.10
- Version VIII.10
- Version al VIII 10
- Aglomamento VIII.10
- по состоянию на VIII.10

581 0080 – VIII.10 Printed in Germany

Dies ist eine international gültige Reparaturtabelle für die Anwendung von REMA TIP TOP Reparaturmaterialien und -systemen. Die angegebenen Schadensgrößen werden basierend auf Erkenntnissen der Praxis, Prüfstandskontrollen und -tests in Erfahrungsrichtwerten unter Anwendung der REMA TIP TOP Reparatursysteme festgelegt. Generelle Instandsetzungsmöglichkeiten des Reifens stets überprüfen!
Gesamten Reifen auf weitere, verdeckte Schäden untersuchen. Die angegebenen maximalen Abmessungen dürfen nach erfolgter, sachgerechter Bearbeitung des Schadens nicht überschritten werden! Eventuelle länderspezifische Vorschriften oder Empfehlungen zur Reifenreparatur sind in dieser Tabelle nicht berücksichtigt! Die Schadenstabelle entbindet den Anwender nicht, sowohl unter Beachtung dieser Vorschriften als auch abgestimmt auf örtliche Straßen-, Belastungs- und Einsatzbedingungen von der Beurteilung, ob die angegebenen Schadensgrößen anzupassen sind. Für den Reparaturablauf die entsprechenden Einbau- und Verarbeitungsanleitungen beachten!

This is an internationally valid repair chart for the use of REMA TIP TOP repair materials and systems. The figures referring to injury sizes have been determined on the basis of practical experience, bench checks and tests carried out with REMA TIP TOP repair systems. Always make a general check to ensure that the tyre can be repaired.
Examine the complete tyre for further hidden damage. The maximum limits for the repairable injuries indicated refer to correctly prepared injuries. These maximum limits must not be exceeded. Regulations or recommendations regarding tyre repair that exist in individual countries have not been taken into consideration in this chart. When referring to this repair chart, the user is obliged to assess whether the injury sizes indicated have to be adjusted, by taking into account these regulations, together with local road, load, and operating conditions. Follow the corresponding fitting and processing instructions when carrying out repairs.

Ce tableau de réparation concernant l'utilisation des produits et systèmes de réparation REMA TIP TOP est conforme aux spécifications internationales. Les tailles de dommages indiquées ont été déterminées sur la base d'expérimentations pratiques, de contrôles et d'essais d'endurance réalisés sur banc avec utilisation des systèmes de réparation REMA TIP TOP. Examiner le pneu avant toute opération afin de déceler toutes les blessures de la carcasse et voir si son état justifie des réparations.
Les tailles maximum de dommages indiquées se réfèrent à des blessures qui on été débridées correctement. Ne pas réparer les blessures qui dépassent les tailles maximum de dommages indiquées dans le tableau de réparation. Ce tableau ne tient pas compte des recommandations et des réglementations relatives à la réparation des pneus en vigueur dans les différents pays. Le réparateur devra décider s'il convient de modifier les tailles de dommages précitées, en fonction des réglementations et des conditions locales (c'est à dire l'état des routes, l'utilisation des pneus et les sollicitations auxquelles les pneus sont soumis dans son pays). Pour la réparation, observer les instructions de montage et d'application correspondantes!

La presente tabella riparazioni riguarda l'impiego di materiali e sistemi di riparazione REMA TIP TOP ed ha validità su scala mondiale. Le entità dei danni indicate sono definite sotto forma di valori indicativi ricavati dall'esperienza practica e da controlli e test effettuati sul banco-prova sotto l'applicazione dei sistemi dei riparazione REMA TIP TOP.
Verificare sempre l'eventuale possibilità dei riparare il pneumatico. Controllare l'intero pneumatico al fine di individuare anche possibili danni nascosti. A lavorazione del danno ultimata, le misure massime indicate non devono venir superate. La presente tabella non tiene conto di eventuali norme o raccomandazioni riguardanti la riparazione dei pneumatici, valide in singoli Paesi. La tabella danni non esonera l'utilizzatore dalla valutazione circa la necessità o meno di adeguare i valori di sicurezza indicati, sia nel rispetto delle presenti norme che delle locali condizioni delle strade, del grado di sollecitazione e di impiego del materiale. Nel processo di riparazione fornor sonte delle relative istruzioni di montaggio e lavorazione.

Esta es una tabla de reparación de vigencia internacional para la aplicación de materiales y sistemas de reparación REMA TIP TOP. Las dimensiones de los daños se fijan en valores empíricos basados en experiencias prácticas y en comprobaciones y controles efectuados en bancos de pruebas utilizando exclusivamente los sistemas de reparación REMA TIP TOP. ¡Verifiquen siempre si el estado general del neumático permite su reparación!
¡Examinen todo el neumático a fin de detectar otros posibles daños ocultos! Finalizada la preparación de las roturas por un experto, las dimensiones del daño no deben exceder las medidas máximas indicadas en la tabla. En esta tabla no se consideran eventuales normas ni recomendaciones impuestas en los distintos países respecto a la reparaci-ón de neumáti-cos. La tabla de daños no exime el usuario de juzgar si los valores orientativos de seguridad indicados deben adaptarse teniendo en cuenta tanto las normas y limitaciones como las condiciones locales de las carreteras, de carga y operación ¡Observen las correspondientes instrucciones de trabajo y aplicación!

Эта таблица повреждений предназначена для применения ремонтных материалов и систем REMA TIP TOP и действительна для всех стран. Приведенные в таблице размеры повреждений даются в виде ориентировочных величин, полученных при использовании ремонтных систем REMA TIP TOP и основанных на практическом опыте и результатах стендовых испытаний и тестов. Всегда проверяйте шину на возможность и целесообразность ремонта!
Обследуйте шину на возможное наличие скрытых повреждений. Приведенные в таблице максимальные размеры повреждений представляют собой предельные размеры, превышение которых после проведения соответствующей механической обработки не допускается. В этой таблице не учтены возможные предписания и законодательные по ремонту автомобильных шин, принятые в отдельных странах. Таблица повреждений не освобождает пользователя от обязанности проведения собственной оценки необходимости корректировки указанных размеров, с учетом как вышеупомянутых предписаний, так и местных дорожных условий, характера нагрузки и условий эксплуатации шин. В ходе ремонта соблюдайте соответствующие инструкции по обработке и применению ремонтных материалов.

© 2010 Alle Rechte vorbehalten, auch die der fototechnischen Wiedergabe und der Speicherung auf elektronischen Medien. Die gewerbliche Nutzung dieser Reparaturtabelle, auch in Auszügen, ist nicht zulässig.

© 2010 All rights reserved. This also means that this chart or part of it must not be stored in any electronic media nor reproduced by means of photo-technical processes. It is not allowed to use this repair chart or parts of it for commercial purposes.

© 2010 Tous droits d'auteurs sur le présent tableau de réparation sont réservés, y compris ceux de memorisation dans les média électroniques et de reproduction par des systèmes phototechniques. Toute utilisation commerciale de ce tableau de réparation et de ses parties est interdite.

© 2010 Tutti i diritti riservati, compresa la riproduzione fotografica e supporti elettro nici. Non è consentito l'impiego, anche parziale, a scopo pubblicitario, della presente tabelle danni.

© 2010 Quedan reservados todos los dereches de autor, incluyendo los de reproduc ción fotoléctonica y procesamiento de datos electrónicos. Está prohibido el uso comer cial, total o parcial, de esta tabla de reparación.

© 2010 Фирма сохраняет за собой все права, в том числе на фотехническое воспроизведение и запись на электронные носители. Использование данной таблицы или ее фрагментов в целом получения доходов не разрешается.

REMA TIP TOP GmbH
Business Unit Automotive
Gruber Straße 63
Telefon:
Telefax:
www.rema-tiptop.com
85586 Poing/Germany
+49 8121 707-234
+49 8121 707-222
info@tiptop.de

CROSS-PLY repair patches, Wall chart – continued

REMA TIP TOP

P·N DIAGONAL

C max. mm	C max. inch	PR PLY RATING индекс слойности	-4	6-8	10-12	14-16	18-20	22-24	-12 (50%)	14-18 (50%)	20-24 (50%)
10	3/8"	PN-Nr.	02	02	03	03	04	04	02	03	03
15	1/2"	PN-Nr.	03	03	04	04	05	05	02	03	04
25	1"	PN-Nr.	03	04	05	06	06	06	03	04	05
35	1 3/8"	PN-Nr.	04	04	05	06	07	07	03	04	05
50	2"	PN-Nr.	05	05	06	07	08	08	05	05	06
75	3"	PN-Nr.	–	–	07	07	09	09	06	06	07
100	4"	PN-Nr.	–	–	08	08	09	010	07	07	08
125	5"	PN-Nr.	–	–	–	010	010	-	-	08	08

C max. mm	C max. inch	PR PLY RATING индекс слойности	-6	8-10	12-14	16-18
25	1"	PN-Nr.	020	020	020	020
50	2"	PN-Nr.	020	020	021	023
75	3"	PN-Nr.	020	023	023	024
125	5"	PN-Nr.	021	024	024	025
175	7"	PN-Nr.	022	025	025	–

Art. Nr.	PN No.			
512 6020	02	80	2	20
512 6037	03	100	2	10
512 6044	04	120	2	10
512 6051	05	160	4	10
512 6068	06	235	6	10
512 6075	07	295	6	10
512 6082	08	345	6	5
512 6099	09	390	8	5
512 6109	010	450	8	3
512 6202	020	255	4	10
512 6219	021	370	4	5
512 6226	022	510	4	3
512 6233	023	255	6	10
512 6240	024	370	6	5
512 6257	025	510	6	3
512 6408	040	160	4	5
512 6415	041	235	6	5
512 6422	042	265	8	5
512 6707	UP 3	Ø 35	–	100
512 6721	UP 4	60	–	50
512 6745	UP 6	67	–	50
512 6769	UP 4,5	Ø 45	–	92

C max. mm	C max. inch	PR PLY RATING индекс слойности	-8	10-12	14-16	18-20	22-24
25	1"	PN-Nr.	040	041	041	042	042
50	2"	PN-Nr.	040	041	042	042	–
75	3"	PN-Nr.	–	042	042	–	–

UP Universal Patch	C max. mm	C Ø	C Ø	C Ø
– T	3	UP 3	UP 3	UP 3
	4.5	UP 4.5	UP 4.5	UP 4.5
	6	–	UP 6	UP 6
H – V	3	UP 3	UP 3	–
	4.5	UP 4.5	UP 4.5	–
	6	–	UP 6	–
W – ZR	3	–	UP 3	–
(truck)	3	–	UP 3	UP 3
	4.5	–	UP 4.5	UP 4.5
	6	–	UP 6	UP 6
	8	–	UP 8	–

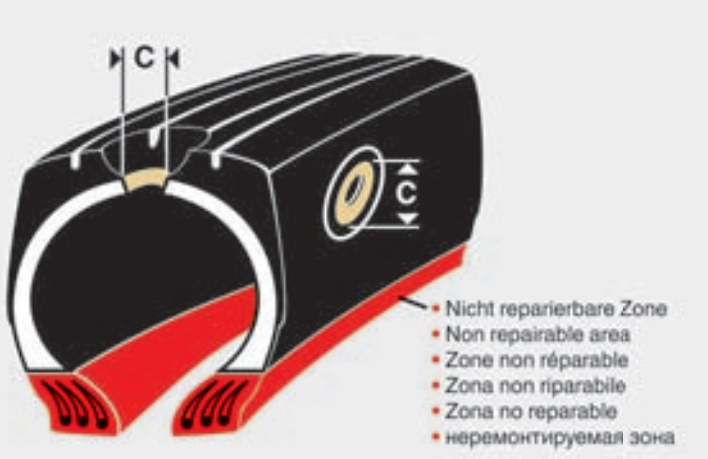

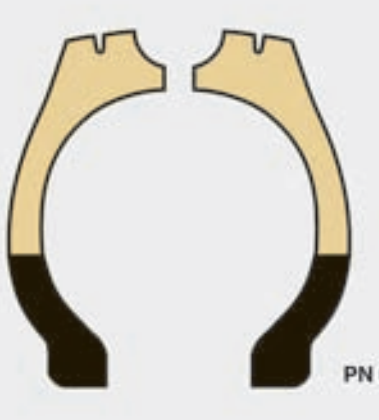

PN 02 – 42

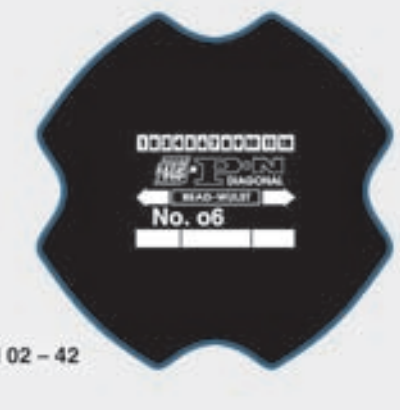

- Mit Erscheinen dieser Schadenstabelle verlieren alle bisherigen ihre Gültigkeit.
- This damage chart supersedes all previous issues.
- Tous les tableaux de réparations antérieures à celui-ci deviennent caducs.
- La pubblicazione della presente tabella rende nulle tutte le versioni precedenti.
- Con la publicación de esta tabla da daños pierden su validéz todas las anteriores.
- С момента публикации данной таблицы все остальные утрачивают свою силу.

- Technische Änderungen vorbehalten.
- Subject to technical alterations.
- Sous réserve de modifications techniques.
- Con riserva di modifiche techniche.
- Reservado el derecho modificaciones técnicas.
- Фирма оставляет за собой право на внесение технических изменений.

- Stand VIII.10
- As of VIII.10
- Version VIII.10
- Versión al VIII.10
- Agiornamento VIII.10
- по состоянию на VIII.10

581 0080 – VIII.10 Printed in Germany

Dies ist eine international gültige Reparaturtabelle für die Anwendung von REMA TIP TOP Reparaturmaterialien und -systemen. Die angegebenen Schadensgrößen werden basierend auf Erkenntnissen der Praxis, Prüfstandskontrollen und -tests in Erfahrungsrichtwerten unter Anwendung der REMA TIP TOP Reparatursysteme festgelegt. Generelle Instandsetzungsmöglichkeiten des Reifens stets überprüfen!
Gesamten Reifen auf weitere, verdeckte Schäden untersuchen. Die angegebenen maximalen Abmessungen dürfen nach erfolgter, sachgerechter Bearbeitung des Schadens nicht überschritten werden! Eventuelle länderspezifische Vorschriften oder Empfehlungen zur Reifenreparatur sind in dieser Tabelle nicht berücksichtigt! Die Schadenstabelle entbindet den Anwender nicht, sowohl unter Beachtung dieser Vorschriften als auch abgestimmt auf örtliche Straßen-, Belastungs- und Einsatzbedingungen von der Beurteilung, ob die angegebenen Schadensgrößen anzupassen sind. Für den Reparaturablauf die entsprechenden Einbau- und Verarbeitungsanleitungen beachten!

This is an internationally valid repair chart for the use of REMA TIP TOP repair materials and systems. The figures referring to injury sizes have been determined on the basis of practical experience, bench checks and tests carried out with REMA TIP TOP repair systems. Always make a general check to ensure that the tyre can be repaired.
Examine the complete tyre for further hidden damage. The maximum limits for the repairable injuries indicated refer to correctly prepared injuries. These maximum limits must not be exceeded. Regulations or recommendations regarding tyre repair that exist in individual countries have not been taken into consideration in this chart. When referring to this repair chart, the user is obliged to assess whether the injury sizes indicated have to be adjusted, by taking into account these regulations, together with local road, load, and operating conditions. Follow the corresponding fitting and processing instructions when carrying out repairs.

Ce tableau de réparation concernant l'utilisation des produits et systèmes de réparation REMA TIP TOP est conforme aux spécifications internationales. Les tailles de dommages indiquées ont été déterminées sur la base d'expérimentations pratiques, de contrôles et d'essais d'endurance réalisés sur banc avec utilisation des systèmes de réparation REMA TIP TOP. Examiner le pneu avant toute opération afin de déceler toutes les blessures de la carcasse et voir si son état justifie des réparations.
Les tailles maximum de dommages indiquées se réfèrent à des blessures qui on été débridées correctement. Ne pas réparer les blessures qui dépassent les tailles maximum de dommages indiquées dans le tableau de réparation. Ce tableau ne tient pas compte des recommandations et des réglementations relatives à la réparation des pneus en vigueur dans les différents pays. Le réparateur devra décider s'il convient de modifier les tailles de dommages précitées, en fonction des réglementations et des conditions locales (c'est à dire l'état des routes, l'utilisation des pneus et les sollicitations auxquelles les pneus sont soumis dans son pays). Pour la réparation, observer les instructions de montage et d'application correspondantes!

La presente tabella riparazioni riguarda l'impiego di materiali e sistemi di riparazione REMA TIP TOP ed ha validità su scala mondiale. Le entità dei danni indicate sono definite sotto forma di valori indicativi ricavati dall'esperienza practica e da controlli e test effettuati sul banco-prova sotto l'applicazione dei sistemi dei riparazione REMA TIP TOP.
Verificare sempre l'eventuale possibilità dei riparare il pneumatico. Controllare l'intero pneumatico al fine di individuare anche possibili danni nascosti. A lavorazione del danno ultimata, le misure massime indicate non devono venir superate. La presente tabella non tiene conto di eventuali norme o raccomandazioni riguardanti la riparazione dei pneumatici, valide in singoli Paesi. La tabella danni non esonera l'utilizzatore dalla valutazione circa la necessità o meno di adeguare i valori di sicurezza indicati, sia nel rispetto delle presenti norme che delle locali condizioni delle strade, del grado di sollecitatzione e di impiego del materiale. Nel processo di riparazione tener conto delle relative istruzioni di montaggio e lavorazione.

Esta es una tabla de reparación de vigencia internacional para la aplicación de materiales y sistemas de reparación REMA TIP TOP. Las dimensiones de los daños se fijan en valores empíricos basados en experiencias prácticas y en comprobaciones y controles efectuados en bancos de pruebas utilizando exclusivamente los sistemas de reparación REMA TIP TOP. ¡Verifiquen siempre si el estado general del neumático permite su reparación!
¡Examinen todo el neumático a fin de detectar otros posibles daños ocultos! Finalizada la preparación de las roturas por un experto, las dimensiones del daño no deben exceder las medidas máximas indicadas en la tabla. En esta tabla no se consideran eventuales normas ni recomendaciones impuestas en los distintos paises respecto a la reparaci-ón de neumáti cos. La tabla de daños no exime el usuario de juzgar si los valores orientativos de seguridad indicados deben adaptarse teniendo en cuenta tanto las normas y limitaciones como las condiciones locales de las carreteras, de carga y operación. ¡Observen las correspondientes instrucciones de trabajo y aplicación!

Эта таблица повреждений предназначена для применения ремонтных материалов и систем РЕМА ТИП ТОП и действительна для всех стран. Приведенные в таблице размеры повреждений даются в виде ориентировочных величин, полученных при использовании ремонтных систем РЕМА ТИП ТОП и основанных на практическом опыте и результатах стендовых испытаний и тестов. Всегда проверяйте шину на возможность и целесообразность ремонта!
Обследуйте шину на возможное наличие скрытых повреждений. Приведенные в таблице максимальные размеры повреждений представляют собой предельные размеры, превышение которых после проведения соответствующей механической обработки не допускается. В этой таблице не учтены возможные предписания и рекомендации по ремонту автомобильных шин, принятые в отдельных странах. Таблица повреждений не освобождает пользователя от обязанности проведения собственной оценки необходимости корректировки указанных размеров, с учетом как вышеупомянутых предписаний, так и местных дорожных условий, характера нагрузки и условий эксплуатации шин. В ходе ремонта соблюдайте соответствующие инструкции по обработке и применению ремонтных материалов.

© 2010 Alle Rechte vorbehalten, auch die der fototechnischen Wiedergabe und der Speicherung auf elektronischen Medien. Die gewerbliche Nutzung dieser Reparaturtabelle, auch in Auszügen, ist nicht zulässig.

© 2010 All rights reserved. This also means that this chart or part of it must not be stored in any electronic media nor reproduced by means of photo-technical processes. It is not allowed to use this repair chart or parts of it for commercial purposes.

Droits de reproduction © 2010 Tous droits d'auteurs sur le présent tableau de réparation sont réservés, y compris ceux de memorisation dans les média électroniques et de reproduction par des systèmes phototechniques. Toute utilisation commerciale de ce tableau de réparation et de ses parties est interdite.

© 2010 Tutti i diritti riservati, compresa la riproduzione fotografica e supporti elettronici. Non è consentito l'impiego, anche parziale, a scopo pubblicitario, della presente tabelle danni.

© 2010 Quedan reservados todos los derechos de autor, incluyendo los de reproducción fotográfica y procesamiento de datos electrónicos. Está prohibido el uso comer cial, total o parcial, de esta tabla de reparación.

© 2010 Фирма сохраняет за собой все права, в том числе на фотомеханическое воспроизведение и запись на электронные носители. Использование данной таблицы или ее фрагментов в целях получения доходов не разрешается.

REMA TIP TOP GmbH
Business Unit Automotive
Gruber Straße 63
85586 Poing/Germany
Telefon: +49 8121 707-234
Telefax: +49 8121 707-222
www.rema-tiptop.com
info@tiptop.de

This is the repair chart valid at the moment of printing. Always refer to the repair chart and safety advice packed with the product!

MINOR DAMAGE TYRE REPAIR CHART, Wall chart

MINOR DAMAGE TYRE REPAIR CHART

VALID IN ACCORDANCE WITH BS AU 159f

Car and Light Van

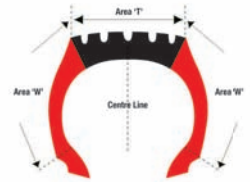

Cross Ply and Radial Ply	Area 'T'	Area 'W'
All sizes and Speed Ratings	6mm Max	Not Allowed

NOTE: There shall be no limit to the number of MINOR REPAIRS in Area 'T' providing that the repair patches do not overlap.

Area 'T' is defined as a percentage of the nominal section width.

NOMINAL SECTION WIDTH	Area 'T'
Up to and including 155mm	60%
Above 155mm to 200mm	65%
Above 200mm	70%

Commercial Vehicles

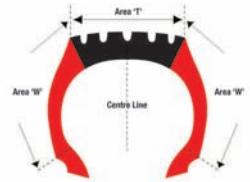

Cross Ply and Radial Ply	Area 'T'	Area 'W'
All sizes and Speed Ratings	10mm Max	Not Allowed

NOTE: There shall be no limit to the number of MINOR REPAIRS in Area 'T' providing that the repair patches do not overlap.

Area 'T' is defined as a percentage of the nominal section width.

NOMINAL SECTION WIDTH	Area 'T'
Up to and including 225mm	60%
Above 225mm to 305mm	65%
Above 305mm	70%

Motorcycle and Scooter

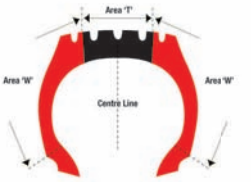

Cross Ply and Radial Ply	Area 'T'	Area 'W'
All sizes up to and including a speed rating of 63mph (i.e 'J' Rated)	6mm Max (Two Only)	Not Allowed
Up to and including 'V'	3mm Max (One Only)	Not Allowed

Area 'T' is defined as 50% of the nominal section width.

NOTES 1. The measurement of Area 'T' is to be divided equally either side of the tyre centre line.
2. Injuries in excess or outside of those above should be submitted to an approved major repairer.

CALCULATED VALUES FOR AREA 'T'

Nominal Section Width	Area 'T' as a percentage of nominal section width		
	60%	65%	70%
125	75	PR-	PR-
135	81		
145	87		
155	93	101	
165	99	107	
175	105	114	
185	111	120	
195	117	127	
205	123	133	144
215	129	140	151
225	135	146	158
235		153	165
245		159	172
255		166	179
265		172	186
275		179	193
285		185	200
295		192	207
305		198	214
315			221
325			228
335			235
345			242
355			249
365			256
375			263
385			270
395			277
405			284
415			291
425			298
435			305
445			312



NOTE:
USE THIS CHART IN CONJUNCTION WITH TIP TOP MINICOMBI REPAIR UNITS

ASK OUR AUTOMOTIVE SALES TEAM FOR A FREE COPY OF THE ILLUSTRATIVE MINICOMBI REPAIR USER GUIDE.

AUTOMOTIVE SALES: +44(0)113 2770044

SPEED SYMBOL TABLE

Speed Symbol	Speed	Load capacity reduction (V, W and Y tyres)	
	Km/h (mph)	Speed km/h (mph)	Load Capacity
A1	≤5 (3)		
A2	≤10 (6)		
A3	≤15 (9)		
A4	≤20 (12)		
A5	≤25 (16)		
A6	≤30 (19)		
A7	≤35 (22)		
A8	≤40 (25)		
B	≤50 (31)		
C	≤60 (37)		
D	≤65 (40)		
E	≤70 (44)		
F	≤80 (50)		
G	≤90 (56)		
J	≤100 (62)		
K	≤110 (69)		
L	≤120 (75)		
M	≤130 (81)		
N	≤140 (87)		
P	≤150 (93)		
Q	≤160 (100)		
R	≤170 (106)		
S	≤180 (113)		
T	≤190 (118)		
U	≤200 (125)		
H	≤210 (130)		
V	≤240 (150)	210 (130)	100% of LI load
		220 (137)	97% of LI load
		230 (143)	94% of LI load
		240 (150)	91% of LI load
W	≤270 (168)	240 (150)	100% of LI load
		250 (156)	95% of LI load
		260 (162)	90% of LI load
		270 (168)	85% of LI load
Y	≤300 (187)	270 (168)	100% of LI load
		280 (174)	95% of LI load
		290 (180)	90% of LI load
		300 (187)	85% of LI load

NOTE 1. Tyres with ZR within the size marking and no other speed symbol are designed for speeds in excess of 240km/h (150mph).
NOTE 2. Tyres with VR within the size marking are designed for speeds in excess of 210km/h (130mph).

This is the repair chart valid at the moment of printing. Always refer to the repair chart and safety advice packed with the product!

EQUAL - Application chart

The Original Balancing Compound / APPLICATION CHART



EQUAL®

Light Truck
16“, 16.5“, 17“, 18“
marked „C“ or „LT“

Tyre Size		Single	Dual
6.50	R 16	F	F
7.50	R 16	F	F
9.00	R 16	E	E
11.00	R 16	C	C
205/55	R 16	F	F
195/60	R 16	F	F
205/60	R 16	F	F
225/60	R 16	F	F
195/65	R 16	F	F
205/65	R 16	F	F
215/65	R 16	F	F
225/65	R 16	F	F
235/65	R 16	E	E
305/70	R 16	D	D
175/75	R 16	F	F
185/75	R 16	F	F
195/75	R 16	F	F
205/75	R 16	F	F
215/75	R 16	F	F
225/75	R 16	F	F
235/75	R 16	E	E
245/75	R 16	E	E
265/75	R 16	E	E
285/75	R 16	D	D
295/75	R 16	D	D
315/75	R 16	C	C
215/85	R 16	F	F
225/85	R 16	E	E
235/85	R 16	E	E
245/85	R 16	E	E
255/85	R 16	D	D
265/85	R 16	D	D
305/85	R 16	C	C
255/55	R 17	F	F
215/60	R 17	F	F
245/70	R 17	E	E
265/70	R 17	E	E
275/70	R 17	E	E
285/70	R 17	D	D
315/70	R 17	D	D
245/75	R 17	E	E
235/80	R 17	E	E
275/65	R 18	D	D
245/70	R 18	D	D

Truck incl. sizes for Multi-Purpose-Vehicles

Tyre Size		Single	Dual
255/85	R 16	E	E
315/55	R 16	C	C
315/75	R 16	C	C
8	R 17.5	E	E
8.5	R 17.5	E	E
9	R 17.5	D	D
9.5	R 17.5	D	D
10	R 17.5	C	C
195/60	R 17.5	F	F
205/60	R 17.5	F	F
225/60	R 17.5	E	E
205/65	R 17.5	F	F
195/70	R 17.5	F	F
215/70	R 17.5	E	E
235/70	R 17.5	E	E
245/70	R 17.5	E	E
265/70	R 17.5	D	D
315/70	R 17.5	C	C
205/75	R 17.5	E	E
215/75	R 17.5	E	E
225/75	R 17.5	E	E
235/75	R 17.5	D	D
245/75	R 17.5	D	D
205/80	R 17.5	E	E
225/80	R 17.5	E	E
315/80	R 17.5	B	B
225/90	R 17.5	D	D
8	R 19.5	D	C
9	R 19.5	D	C
9.5	R 19.5	C	C
385/55	R 19.5	A	
255/60	R 19.5	D	
385/65	R 19.5	A	
225/70	R 19.5	D	C
245/70	R 19.5	D	C
265/70	R 19.5	D	C
275/70	R 19.5	C	B
285/70	R 19.5	C	B
295/70	R 19.5	C	B
305/70	R 19.5	B	A
315/70	R 19.5	B	A
10.5	R 20	B	A
12.5	R 20	A	A
14.5	R 20	A+E	
405/70	R 20	A+E	
375/75	R 20	A+E	

Tyre Size		Single	Dual
425/75	R 20	A+D	
275/80	R 20	B	A
335/80	R 20	A	
475/80	R 20	A+A	
365/85	R 20	A+E	
395/85	R 20	A+D	
24	R 20.5	B	
11	R 22.5	B	A
12	R 22.5	A	A
13	R 22.5	A	A
455/40	R 22.5	B+E	
435/45	R 22.5	B+E	
455/45	R 22.5	B+E	
495/45	R 22.5	A+D	
275/50	R 22.5	B	A
435/50	R 22.5	A+E	
445/50	R 22.5	A+E	
455/50	R 22.5	A+E	
355/50	R 22.5	A	
385/55	R 22.5	A	
285/60	R 22.5	B	A
295/60	R 22.5	B	A
305/60	R 22.5	B	A
315/60	R 22.5	B	A
500/60	R 22.5	A+A	
385/65	R 22.5	A (normal) A+E (heavy duty)	
425/65	R 22.5	A+D	
445/65	R 22.5	A+D	
255/70	R 22.5	C	B
265/70	R 22.5	C	B
275/70	R 22.5	B	A
305/70	R 22.5	B	A
315/70	R 22.5	B	A
315/75	R 22.5	A	A
345/75	R 22.5	A	
350/75	R 22.5	B+E	
445/75	R 22.5	B+B	
255/80	R 22.5	C	B
275/80	R 22.5	B	A
295/80	R 22.5	A	A
315/80	R 22.5	A	A
405/70	R 24	B+B	
445/70	R 24	A+B	
455/70	R 24	A+A	
495/70	R 24	A+A	

A=12 oz (340 g), B=10 oz (280 g)
C= 8 oz (230 g), D= 6 oz (170 g)
E= 4 oz (115 g), F= 3 oz (85 g)

For tyre sizes not listed in this chart please contact your supplier or refer to www.equalchart.com

REMA TIP TOP

Index

Keyword	Page
A	
Accessories - Air drills, pneumatic	315
Accessories - Air sanders, pneumatic	316
Accessories - Axle stands - Melco	258
Accessories - Axle stands - Weber	257
Accessories - Selson air jacks	256
Accessories - Thermopress	96
Accessories - Torque wrenches	336
Accessories - Wheel Aligner - PRO LINE C484	274
Accessories - Wheel Aligner - PRO LINE C485	274
Accessories - Wheel Aligner - PRO LINE C486	274
Accessories – AIKIDO	202
Accessories – Air Hydraulic Bottle Jack Weber	249
Accessories – CLASSIC – AIRDRAULIC – AIRCOMBI	195
Accessories – EURODAINU	299
Accessories – General	203
Accessories – Hydraulic trolley jacks SEALEY	252
Accessories – Industrial tyres and steel banded solids	217
Accessories – KENDO	199
Accessories – NST Nitrogen generators	306
Accessories – PRO LINE AS 10	280
Accessories – PRO LINE AS 11	280
Accessories – PRO LINE TRUCK laser wheel aligner	281
Accessories – PROMAXX MOTO	184
Accessories – UHP and RUN-FLAT tyres	204
Accessories – TURBO WASH	243
Accessories – Tyre changers PROMAXX	191
Accessories – Tyre changers truck	211
Accessories –Wheel alignment	282
Accessories –Wheel alignment cars	279
ACCURA Compact	298
ACCURA QUBE	298
Adapter	131
Adapter cap	131
Adapters and Shafts	237
Adapters for cars, light trucks	233
Adapters for trucks	237
Adapter air tool	290
Adapter Set	361
Adapters	289
Adhesive balance weight remover	158
Adhesive weight	150
Adjustable spanner	342
AEROWAX	166
AIKIDO	201
AIKIDO FI	201
Air buffers, pneumatic	319
Air drills, pneumatic	315
Air hammer, pneumatic	315
Air Hydraulic Bottle Jacks	248
Air hydraulic trolley jack	253
Air hydraulic trolley jack - WEBER	254
Air punch/flange tool	317
Air ratchets, pneumatic	314
Air sanders, pneumatic	316
Air tool hose	291
Air tool hose	291
Air Tool Whip Hose	293
AIR-SET	17
AIR-SET, with self-service clip	17
Air/water rim nut	118
Air/water valve, new type	11
AIRCOMBI	194
AIRCOMBI, ET	194
AIRCOMBI, ET FI	194
AIRCOMBI, FI	194
AIRDRAULIC	193
AIRDRAULIC, ET	193
AIRDRAULIC, ET FI	193
AIRDRAULIC, FI	193
Airflow Couplings	284
Airline hoses with couplings - PCL	292
ALG4 Truck Tyre Inflator	300
ALLIGATOR sens.it	137
Aluminium Hydraulic trolley jacks WINNTEC/OMEGA	252
Aluminium valve	106
AME 15002 Steel Crib Stand Kit	260
Antifreeze Tester For Propylene Glycol	365
ARAMID Repair Cord	39
Arbours	50
ATV QUAD BIKE REPAIR KIT	25
Axle stands - Gaither	259
Axle stands - Melco	258
Axle stands - Sealey	259
Axle stands - Weber	257
B	
BAG-IT -Car	92
BAG-IT -Truck	92
Balance weight	144
Balance weight pliers	158
Balance weight tools	158
Ball Joint Separator	361
Ball Joint Separator - Fork Type	361
Ball Joint Separator - Scissor Type	361
Ball rasp	43
Ball shaped chip rasp	44
Ball stone,spherical	47
Battery & Alternator Tester	365
Battery Charger Electronic 10Amp 6/12V 230V	364
Battery Hydrometer	364
Battery tester (Discharge tester)	364
Bead Bazooka™ BB06L	86
Bead Bazooka™ BB9XL	86
Bead breakers	78
Bead Breaking Ram	83
Bead Buster (Cheata)	80
Bead Buster Handle (Cheata)	80
Bead compression tool CLAMP MASTER	87
Bead Expander	89
Bead Keeper - 3rd Hand Rubberhead	80
Bead Paste	167
BEAD SEALER	169
Bead vulcanising	104
Bead vulcanizing clamp, universal	104
Bead Wedge	80
Bicycle repair kits	12
BOA Constrictor Strap Wrench	360
Bottle jacks - Winntec	247
Bottle jacks Weber	246
Brake and Clutch Bleeding System	356

Keyword	Page
Brake Bleeding Kit	356
Brake Caliper Pin Punch Set	353
Brake caliper wind back tool kit	355
Brake Cleaner	173
Brake Disc Fluid Tester	358
Brake Disc Pad Puller	357
Brake Disc Removal Tool For Ford Transit	355
Brake Drum Vernier Gauge	354
Brake Flaring Tool	353
Brake fluid tester	358
Brake Fluid Tester Boil Test	358
Brake Fluid Tester Pen	358
Brake Pad Spreader	357
Brake pipe corrosion tool	353
Brake Pipe Mini Tube Cutter	353
Brake pipe spanner	352
Brake spring pliers	356
Brake Spring Tool	355
Brake spring washer tool	355
Brake wrench	352
Branding iron	52
Branding iron blanks	53
Brass-bristled brush	56
Broom Head	177
Brush for Alloy Wheels	174
Brushes	40
Buffing donut	43
Buffing motor VARIO Power 3000	66
Buffing stones	46
Buffing donut	45
Buffing wheel	45
BVA3 Bead vice adaptor	79

C

Cage Hand Cleaner Orange	162
Car care	174
Car valve	11
Carbide mill cutter, pointed	42
Caulking Gun	26
Centering cones XL	240
Centering unit quad	240
Chalk Marking	19
Checker tape	176
CHECKLINK®	338
CHECKLOCK	339
CHECKPOINT® Indicator	337
Chemi-Cord Bonding Compound	25
Chemi-Cord Nylon reinforced cord	25
Chemi-Cure	25
Chemi-Cure EM Needle	25
Chemi-Cure Truck/Tractor Needle	25
Chemical Sprayer	172
Chip cone, pointed	44
Chisel punch set	350
Chrome sleeve, snap-in valve	108
Chrome sockets 1/2",double depth	321
Chrome sockets 3/8", double depth	320
Chrome sockets 3/8", standard	320
Clamp-in valve Einky	111
Clamp-In Valve with Ball-Joint Attachment (RS1)	137
CLASSIC PLUS	192
CLASSIC PLUS, ET	192
CLASSIC PLUS, ET FI	192
CLASSIC PLUS, FI	192
Cleaner Floor Gel	177
Cleaner Glass	177
Cleaner Multi Purpose	177
Cleaning products	177
Clip-on connector	135
Coil Spring Compressing Station	361
Coiled airline hose	294
Combi bead breaker	82
Combi Tyre Bead Breaker Kit	82
Combination spanner	344
Combination spanner set	343
Commercial Bead Knocker	80
Commercial hose	291
Commercial Safety Cage	90
Commercial Slide Hammer	84
Cone stone	47
Cone stone	47
Conical stone	46
Connector Service Kit	136
Contour wheel	45
Copper grease	174
Core housing	117
Core Retracting Inflating Tool (Clip On)	134
Corrosion Assessment Tool	368
CROSS-PLY repair patch	33
Crows foot wrench set	343
Cutting Knives	54
CV Boot Tool	362
CV Bootgun	362

D

DAINU Hand-held tyre inflator gauge	299
DAINU/EURODAIMO Hand-held tyre inflator gauges	299
Deb Protect Barrier Cream	162
Deb Protect Barrier Cream Dispenser	162
Deb Proteks Wet	163
Deflation Aspirator	135
Dial Gauge Indicator	357
DIGIAIR Hand-held tyre inflation gauges	298
Digital Brake Disc Caliper	354
Digital Vernier Caliper	354
Digital Voltmeter	365
Dispenser Seat Cover	179
Dome rasp	45
Dome rasp K 18	45
Dome rasps	43
Don Carlos knife	54
Double Union Nut	287
Drain plug key set	360
Draper Tool/organiser Box	366
Drill bits	348
Dust mask	175
Dust Pan and Brush	178
DUSTITE®	338
DUSTITE® Base Indicator	338
DUSTITE® Top indicator LR	338

Index

Keyword	Page
E	
Ear defender	176
EASY ROUND	74
Economy Hose Reel	297
Electronic digital micrometer	354
EM bead spreader, hydraulic	76
EM Clip-on Chuck Large Bore -Open End	136
EM Clip-on Chuck Large Bore Service Kit	136
EM Large Bore Adaptor	294
EM mounting set, 25" -38"	81
EM repair stand, with hoisting winch (manual)	104
EM Safety Inflator	294
EM SLB Inflation Adaptor	294
EM tyre spreader	76
Emergency wheel nut remover	351
Engine stand	360
EQUAL	155
ES 45 finish buffer kit	49
EURODAINU Hand-held tyre inflator gauge, CEE	299
EVA Bead Breaker	79
Exhaust Pipe And Tubing Cutter	363
Exhaust Pipe Flaring Tool	363
Extendable Water Fed Wash Brush	178
Extension bar	328
Extension bar chrome	329
Extension holder, separate	127
Extension lead	365
External thread restorer file	350
Extruders	588
F	
Feeler Gauge	360
Fibre Seal Insert	24
File set	350
Filter Block	304
Filter Wrench -Strap	360
Filters, Regulators and Lubricators	304
Fitting machine hose	291
Flange plate adapters for cars, off-road vehicles	234
Flap wheel	49
Flexible handle	329
Flexible handle repair kit	329
Flexible shafts	66
Fluid Filler/ Remover	359
Foam Tyre Dressing	175
Foil	98
Foot Pump Single Barrel	306
Foot pump, air-hydraulic	83
Forklift jacks	253
Fuel line disconnection plier set	341
Funnel with Flexi-Spout	179
G	
Gaither Bead Vice	79
Glove Disposable Vynatrile -Powder free	180
Glove PU Coated Nylon Black	180
Gloves Latex	180
Gloves Latex Powder Free	180
Gloves Mixed Fibre Shell Latex	180
Gloves Nitrile Disposable	180
Gloves Nitrotouch Nylon/Nitrile	180
Gloves Working Leather	180
Gloves Working Red PVC	180
Golfball buffing stone	46
Grinding disc,cylindrical	47
H	
Hacksaw and blades	351
Hacksaw blades	351
Hacksaw blades junior	351
Hammer Ball Pein	340
Hammer Claw	340
Hammer Half Sledge	340
Hammer Lump	340
Hammer Sledge	340
Hanauer mouse	118
Hand Bead Breaker BBO Long	80
Hand Bead Breaker BBO Short	80
Hand Cleaner dispenser	160
Hand Cleaner Orange	162
Hand Cleaner SOFT	160
Hand Cleaner SUPER	160
Hand Cleaner TOP CLEAN	160
Hand protection	180
Hand pump	83
Hand Rasps	27
Hand Roll Blue	178
Hand tools	54
Hand wipes abrasive heavy duty	163
Hand wipes industrial	163
Heating plate	96
Heavy Duty Alkaline Battery	365
Heavy Duty Hose Reel	296
Hexagon keys/tools	349
HM Ballshaped burr	42
Holder, double	127
Holder, single	127
Hose Clamps	296
Hose Connector/Repairer	287
Hose connectors - JWL	289
Hose connectors - PCL	284
Hose Tail Adaptor	287
Hose with anti whip couplings	293
Hot knife	54
Hub nut socket	362
Hub nut socket set 1/2" + 1/4"	362
Hydraulic body repair kit	85
Hydraulic brake hose clamp	356
Hydraulic hose	82
Hydraulic Hub Puller Set	363
Hydraulic press	345
Hydraulic press bench type	345
Hydraulic trolley jack -COMPAC	251
Hydraulic trolley jacks	250
Hydraulic trolley jacks WINNTEC	251
Hydraulic Wheel Remover	84
I	
ICE FREE	181
Ice Stud Gun AS-9	67
Ice Studs	67

Keyword	Page
Impact driver set	346
Impact sockets 1", double depth	325
Impact sockets 1" - Imperial	326
Impact sockets 1", standard	324
Impact sockets 1", Thin wall	325
Impact sockets 1/2", double depth	322
Impact sockets 1/2", double depth, thin wall	321
Impact sockets 1/2"	321
Impact sockets 1/2" - Imperial	323
Impact sockets 3/4", double depth	324
Impact sockets 3/4", standard	323
Impact sockets 3/8", chrome, double depth	320
Impact spline set	348
Impact wrenches	310
Increasing Bush	288
Increasing Bush	288
INNERLINER SEALER	36
Inserting tool	27
Insulated sockets 1/2", chrome, double depth	322
Inverter	65

J

Jack saddle metal	250
Jack saddles	250
Jacking air cushion	255
Jacking plate	260
Jacking Support Block	260
Jubilee Clip	295

K

KENDO	198
KENDO FI	198

L

Lambda Sensor Socket	359
Large Plastic Bucket	174
Leader hose	291
Leak Detector	169
LED Safety Cone Beacon	176
Lever Bar	71
Lever Pry Bar Set piece	368
Lift bag -GAITHER	255
Lighting	72
Limestones	46
Liquid Bead Lubricant	167
LIQUID BUFFER	18
Liquid Spanner	173
LOCK TOOL EM, VG8	132
LOCK TOOL flexible, VG5	132
LOCK TOOL standard, VG5	132
Locking wheel nut remover	351
Lubricant Super Slick EM	79

M

MacPherson Strut Compression Vise Adapter	361
Magnetic Stand without Indicator	357
Mallet Copper & Rawhide	340
Mallet Rubber	340
Mallet Soft Faced	340
Manual brake bleeder	356
Markal Paint Stick White	19
Markal Paint Stick Yellow	19
Marking	52
Marking Chalk	19
Maxi bead breaker, aluminium	82
Measuring Tape 5 metre	368
Mechanics Tool Chest	366
Memory Master	364
Metal car valve	111
Metal valve, alloy	110
Micro bead breaker, aluminium	82
Microfiber Cloth	174
Mill cutter carbide	42
Mini bead breaker, aluminium	82
Mini buffing set	43
Mini file set	350
MINICOMBI	21
Minor Damage Repair Chart/Poster	20
Minor Damage Repair Gauge	20
MK3 Tyre Inflator Hose	301
MK3 Tyre Inflators	300
Mobile tyre changer module UNIMONT	219
Mole grip, curved jaw	342
Mole grip, long nose	342
Mole grip, straight jaw	342
Mop Bucket Galvanised	178
Mop Head & Handle	178
Moped valve	11
MOT Chart: Notice Board	367
MOT Document Store	367
MOT Shadow Board C/W Tools	367
MOT Sign Parking Area (Pair)	367
MOT Sign: Catalysts Tested	367
MOT Sign: Diesels Tested	367
MOT Sign: Information	367
MOT Sign: Vehicle Testing Station	367
MOT Sign: Viewing Area	367
MOT Sign: Viewing Area Available	367
MOT Sign: Waiting Area	367
MOT Tool Shadow Board	367
Motorcycle repair kits	13
Motorcyclevalve	106
Mounting Bead Grease	166
Mounting Paste Brush	40
Mounting Paste Brush	168
Mounting tools and equipment	68
MTC Patches	29
MTR SUPER FINISH RUBBER	39
MTR-CR, rope for extruder	39
MTR-RUBBER	38
MTX Patches	29
Mushroom stone	46

N

Needle Scalers - Vibration Damped	318
Needle stitcher	55
NITROTOWER nitrogen generator	305
NITROVAN nitrogen generator	305

Keyword	Page
NST nitrogen generator	305
Nut Wheel Locking Remover Blade	351
O	
'O' ring	88
Oil Air Tool	174
Oil Filter Socket	359
Oil Filter Wrench Set Piece	359
Oil Hydraulic	174
Oil Measuring Jug	179
Oil Penoyl spray	173
Oil Piston Compressor	174
Oil Spill Absorber Concentrated Isol8	178
Oil Wheel Stud	174
Open end spanner	343
OptiVent	111
OTR bead breaker	82
P	
Paper Foot Mats	179
Part worn labels	53
PAX mounting kits	205
PCL AirForce Tyre Inflator	301
Pencil buffer K 46	44
Pencil stone	47
Pentagon bit set	358
Pick Up Tool	367
Pincers	55
Pincers Standard Jaw	296
Pistol Grip Blowgun	319
Plastic bottle	174
Plastic rim ferrule	11
Pliers circlip set	341
Pliers combination	341
Pliers lock grip Facom	342
Pliers long nose	341
Pliers set	341
Pliers set heavy duty	341
Pliers side cutters	341
Pliers waterpump	341
Plug Socket 3/8"D 8mm Thin Wall	359
PLUS device, with bead guiding roller	192
PN Patches	33
Pneumatic angle grinder	318
Pneumatic Bead Breaker	81
Pneumatic brake caliper	355
Pneumatic fret saws	317
Pocket tyre pressure gauge	303
Poly plug	43
Power bar	329
Power Bleeder® Brake Bleeding System	356
Power Chamois	174
Pressure brake and clutch bleeder	356
Pressure equalizing pad car	96
Primeshield Liquid Glove	163
PRISM	275
PRO BIKE II	238
PRO LINE AS 10	280
PRO LINE e-y-e Lite, lift version	276
PRO LINE e-y-e¹, camera support	277
PRO LINE e-y-e¹, lift version	277
PRO LINE e-y-e², camera support	278
PRO LINE e-y-e², lift version	278
PRO LINE e-y-e³	279
PRO LINE TRUCK	281
PRO LINE TRUCK EASY	281
PRO LINE TRUCK laser wheel aligner	281
PROBALANCE 7120	228
PROBALANCE 725	232
PROBALANCE 7310	224
PROBALANCE 7320	224
PROBALANCE 740	229
PROBALANCE 7415 PSL	225
PROBALANCE 7415 SONAR	225
PROBALANCE 7425 SONAR	226
PROBALANCE 7425 SONAR	226
PROBALANCE 7425 SONAR	227
PROBALANCE 7910	230
PROBALANCE 792	231
PROFI Workplace	16
PROFIAIR digital tyre inflator, calibrated version	297
PROFIAIR Hose Replacement	297
PROFILER 500	138
PROFILER 500 MOTO	138
Profiler TPM-II Plus	139
PROFILER TPMS	138
PROMAXX 8150	185
PROMAXX 8200	186
PROMAXX 8200 FI	186
PROMAXX 8200-2	186
PROMAXX 8200-2 FI	186
PROMAXX 8240-2	187
PROMAXX 8240-2 FI	187
PROMAXX 8240-2 LL	189
PROMAXX 8240-2 PLUS	187
PROMAXX 8240/FI/PLUS	187
PROMAXX 9260	208
PROMAXX MOTO	184
PROMONT B 924	208
PROMONT B 956	209
PROMONT B 957	209
PROMONT B 958 GIGA	210
PROMONT B 958 GIGA	210
PROTEC	190
PROTEC 300	190
PTFE tape	288
Pull wire	22
Pump Hand Cleaner Orange	162
Pump rings	89
Q	
Quick release action chuck	51
R	
RAD repair patch	31
RAD repair patch 190 TL	31
RAD repair patch, ARAMID	32
Radial repair patches	30
Ram-rod Hub-lift	261
Ram-rod WHEEL RITER	75
Rapid Rubber & Nozzle	26
Rapid Rubber Gun	26

Keyword	Page
Rapid Rubber Spare Nozzle	26
Ratchet 3/8"	333
Rechargable lantern	73
Reducing Bush	288
Reel connection hose	291
Refuse Sacks	178
Regroover blades	62
Regrooving	62
REMA FILL	26
REMA STEM	28
REMACURE Carton	25
REMAXX ANTI-GLISS LUBE	168
REMAXX BEAD SEALER	169
REMAXX Demounting Fluid	168
REMAXX LUBRICANT-SE	168
REMAXX mounting cream TRUCK	165
REMAXX mounting CREAM-W	165
REMAXX mounting CREAM-W-EM	165
REMAXX mounting paste MONTSEAL	165
REMAXX mounting paste SPORT	164
REMAXX mounting paste UNIVERSAL	164
REMAXX mounting paste UNIVERSAL	164
REMAXX mounting paste UNIVERSAL BLACK	164
REMAXX mounting wax MONT 2000	166
REMAXX mounting WAX-H	166
REP & AIR	17
REP & AIR Bike,	16
REP & AIR Tubeless	17
REP BOY tyre spreader, mechanical	76
Repair rubber	37
Replacement hose	299
Replacement stones	43
Retractor Hose Reel	297
Reversible ratchet 1/2"	333
RIC CLIP	338
Rigid extension	129
Rim Align -Scania Wheels	339
ROMESS data transfer and charging station	282
ROMESS inclinometer, complete	282
Rotary brushes	48
Rotary gouge	43
Round mushroom	47
Rubber Alloy Air Hose	295
RUBBER CUT 400	62
Rubber insert	90
Rubber knife	54
Rubber pre-heating plate	97
Rubber seal	112
RUN-FLAT repair kit	20

S

Keyword	Page
Safety cages	90
Safety Fire Extinguisher Dry Powder	177
Safety First Aid Kit	177
Safety Glasses	175
Safety Goggles	175
Safety helmet	176
Safety Inflation Cage Portable	92
Safety protection aids	175
Safety Traffic Cone 500mm high	176
SCHRADER Mast-air gauge	299
Scissors	54
Scooter valve	11
Scooter valve	106
Screw-on valve, single bend	112
Screwdriver set	346
SE-UNIMONT for industrial tyres	213
SEALASTIC	23
SEALASTIC EM	23
SEALFIX	24
Selson Acutorque®	336
Selson air jacks	256
Series 570 -Safety coupling	289
Series 572 -Safety coupling	289
Series 604 Quick coupling	290
Service trailer	221
Sharpening fixture	43
Shore hardness tester	57
Shuttle 8 Hydraulic Bead Breaker	81
Side cutter for steelcord	54
Single Pole Bead Knocker	80
SIT rings	217
Skiving knife	54
Slide Hammer/Puller Set	363
Snap-in valve	107
Snap-in valve	117
Snap-in valve, with chrome sleeve	108
Snow and Ice Scraper	181
Socket adaptors	327
Socket bud, double depth	326
Socket double depth	326
Socket set	333
Socket set, double depth	333
Socket sets	330
Socket, torx star	348
Spare Nozzle	26
Spatula	56
SPECIAL CEMENT	35
Speed bar	330
Spider wrenches, 4 way	335
Spider wrenches, 6 way	335
Spiraband	49
Spoke weight 711	154
Spray bottle	172
Square Drive Ball Joint Socket	362
Standard Adaptors	285
Staple Gun	368
Staples	368
Star socket set	348
Static Safety Cage -4x4/Light Van	92
Steel mill cutter, pointed	42
Steel-bristled brush	56
Stilsons	343
Stitcher	55
Stitcher, corrugated	55
Strut Nut Socket Set	361
Stud extractor	349
Stud Hole Elongation Testers	339
SUPER SEALASTIC TT	23
Support stand PNEUMATIC	95
Support stand, floor-mounted	95
SV bonding rubber	38

Index

Keyword	Page
SWARFEGA 4000 Handwash Dispenser	161
Swarfega Instant Foam	162
Swarfega Instant Foam dispenser	162
SWARFEGA Orange	161
SWARFEGA Original Smooth Gel Rapid -Squeezy	161
SWARFEGA Power	161
Swivel angle connector	122

T

T2 Cleaning rubber	37
T2-COMPOUND	37
T2Solution	37
Talc	18
Tank valve	111
Tap and die set metric	350
TDX Snap-in valve	107
Thermopress DUPLEX, 230 V	94
Thermopress EM accessory GIGANT	101
Thermopress EM heating mat	102
Thermopress EM heating pocket	101
Thermopress EM I, pneumatic	100
Thermopress EM II, electro-hydraulic	101
Thermopress II ECONOMY, 230 V	95
Thermopress JUNIOR, 230 V	94
Thermopress machines	94
Thermopress MTR-Solution	36
Thermopress patches	28
Tiger Grease -MICHELIN	167
TIP TOP Liquid Bead Lubricant	167
TIP TOP Plus snow socks	181
TIRE SAFE - Commercial Safety Cage	91
TIRE SAFE Pedestal	91
Toilet Brush & Holder	178
Toilet Cleaner	177
Toilet Rolls	178
Toilet Soap	177
Tool Bin Trolley	366
Tools for industrial tyres	214
Tools for steel banded solids	216
Torque wrench adaptor	336
Torque wrenches	336
TORX STAR	347
TPMS	137
Tread depth gauges	57
Tread pressure plate	98
Trim clean	175
Truck Tyre Filler	87
Truck Tyre Filler, standard	87
Truck tyre spreader	76
Truck tyre working and positioning table	103
Truck valve	11
Truck valve seating VG12	12
Truck valve seating VG8 (MICHELIN)	12
TT SEAL	170
TT SEAL MOBILE KIT	171
Tube deflator	135
Tube patch, Euro	10
Tube patches	10
Tube repair kit	14
Tube tensioner	76
Tube valves scooter, motorcycle	106
Tube valves, truck, bus	112
Tubeless valves	107
TURBO WASH 3000	241
TURBO WASH 3000	241
TURBO WASH 4000	242
TURBOWASH 2700	240
Twin Clip-on Connector	136
Twin Couplings	285
Twin Hold-on Connector	136
Twisted wire wheel	48
Tyre Bath	77
Tyre CADDY	75
Tyre changers	184
Tyre changing line elements	206
TYRE COMPOUND	164
Tyre inflating connectors	136
Tyre inflation hose	291
Tyre inflators	298
Tyre inspection lamp	73
Tyre levers	68
Tyre lift spreader SUPER	77
Tyre Paint	172
Tyre Paint Marker Pen White	19
Tyre pressure gauge	302
Tyre Prodders	56
Tyre repair	20
Tyre scraper	56
Tyre Sealant	170
Tyre Spreader Bench Car	76
Tyre spreaders	76
Tyre Stool	77

U

UNIMONT 16.5 - 24.5 EVO, 230 V	218
UNIMONT 16.5 - 24.5 EVO, 400 V	218
Universal Hub Puller	363
Universal joint, chrome	327
UNIVERSAL patches	30
Upholstery cleaner	174

V

'V' ring	88
Vacuum cleaner	60
Vacuum Oil and Fluid Extractor Manual	359
Valve cap	130
Valve Cap & Nut Box Spanner Set	133
Valve cap, Anti-theft	130
Valve cap, extra short	130
Valve cap, Hex HP	131
Valve cap, long	130
Valve cap, plastic HP	130
Valve cap, screwdriver top	130
Valve cap, screwdriver topFor use with:	131
Valve cap, short	130
Valve connectors	135
Valve Core Removal Tool Special	134
Valve core screwdriver	132
Valve core screwdriver standard/EM	132
Valve core screwdriver, metal	132
Valve core, long	129
Valve core, short	129

Keyword	Page
Valve EM	121
Valve extension	124
Valve extension cap	123
Valve extension, flexible	127
Valve extension, short collar	125
Valve fishing tool	134
Valve for Industrial vehicles	106
Valve Forklift Guiding Flange	113
Valve Forklift Guiding Flange	113
Valve Forklift Plastic Obturator	113
Valve hole spud	119
Valve HP Snap-in Transit	109
Valve mounting tool, alloy plastic handle	133
Valve mounting tools	133
Valve Nut Box Spanner	133
Valve Nut Driver	133
Valve repair tool, 3-piece	132
Valve rim seal plug	118
VALVE SAVE	132
Valve stem	119
Valve Van TR600 XHP Snap-in 43.5mm	109
Vehicle Lift - SATURNUS 36	267
Vehicle Lift - SATURNUS 45	267
Vehicle Lift - WERTHER 225I	272
Vehicle Lift - WERTHER 228I-SP	272
Vehicle Lift - WERTHER 260A	264
Vehicle Lift - WERTHER 263/A	264
Vehicle Lift - WERTHER 300S	271
Vehicle Lift - WERTHER 301	271
Vehicle Lift - WERTHER 430	268
Vehicle Lift - WERTHER 430BL	268
Vehicle Lift - WERTHER 436	269
Vehicle Lift - WERTHER 450 JCB	270
Vehicle Lift - WERTHER STRATOS S36	266
Vehicle Lift - WERTHER STRATOS S39	265
Vehicle Lift - WERTHER STRATOS SRM	265
Vehicle Lift - WERTHER WML350C - WML600C	263
Vehicle memory saver	364
Vertex Coupling & Standard Adaptor Air Tool Hose	292
Vertex Couplings	284
VULC COMPOUND A+B	26
Vulcanising	35
Vulcanising fluid	18

W

Wash Brush Flexible	174
Wash Mitt	174
Wash n Wax 5ltr	174
Wash Sponge	174
Washing up liquid	177
Waste Bin	178
Water Fed Extendable Wash Brush	174
Water recycling kit – TURBOWASH	244
Wedge Hammer	340
Wheel Aligner - PRO LINE C484	274
Wheel Aligner, Mobile - PRO LINE C484R	275
Wheel aligners for trucks	280
Wheel balancers	224
Wheel brace bars and extensions	334
Wheel Brite	174
Wheel chocks	260
Wheel Dolly	75
WHEEL LIFT PROBALANCE	229
Wheel removal	84
Wheel Seal -ECONOMY	167
Whetstone	54
Windscreen Ruler	368
Windscreen Washer Jet Needle Tool	368
Wing nut	288
Winter products	181
Wiping Cloth	178
Wire brush	56
Wire scratch brush	56
Wobble bar extension set	328
Workbench Vice	344
Workbench Vice	344
Workshop equipment	75
Workshop kits	16
Wrench Impact 1"	309

X

XACTBalance	156

Y

Y Piece Connector	285

#

100 Series Coupling & Adaptor Air Tool Hose	292
100 Series Couplings	286
60 Series Adaptors	286
604 series adaptor	290

Reference Number Index

Ref. No.	Page
179	330
2928	354
9664	354
11138	320
11139	320
11206	355
11388	343
11534	356
13202	328
13951	368
13952	368
15602	350
18161	350
22322	346
26917	347
35364	348
35900	355
36324	350
37316	356
37870	363
37874	85
37875	85
38999	341
50346	350
54500	260
55660	348
55662	348
55665	348
55949	73
55997	347
56137	360
56612	73
59078	358
59262	347
59264	347
61302	73
61837	365
63194	366
63195	366
63770	361
68426	353
69295	177
71407	177
72718	365
109162	304
120510	321
120511	321
120513	321
236784	260
236785	260
236786	260
236787	260
520312	289
520314	289
520324	289
522312	289
522314	289
522324	289
604315	290
641213	353
660140	352
660660	352
660670	352
660680	352
660690	352
660925	353
674325	290
800020	336
1330085	143
1330092	143
1330140	143
1410082	296
1411098	296
10100016	296
10100029	296
10100056	296
10110020	329
10110040	329
10110050	329
10120020	328
10120021	328
10120022	328
10120030	327
10340022	329
10380021	328
10380022	328
10380030	327
10380036	327
10380043	328
10380503	330
10380510	320
10380513	320
10380514	320
10380610	320
10380612	320
10380613	320
10380614	320
10380615	320
10380617	320
10380619	320
12920516	321
12920614	321
022300	349
029121	331
029126	331
029134	331
031200	333
032000	365
032005	364
033800	333
035396	368
04600507	344
04600508	344
04600509	344
04600510	344
04600511	344
04600512	344
04600513	344
04600514	344
04600515	344
04600516	344
04600517	344
04600518	344
04600519	344
04600520	344
04600521	344
04600522	344
04600524	344
04600527	344
04600530	344
04600532	344
04601719	343
04601719	344
054003	342
054004	342
054005	342
054190	349
06509	346
06512E	346
07404	342
07419	341
076100	357
077122	357
07MB461	341
09701	351
211 0001	306
211 0022	301
211 0039	304
211 0080	315
211 0094	319
211 0101	304
211 0115	311
211 0122	288
211 0129	300
211 0136	308
211 0143	311
211 0150	302
211 0157	287
211 0164	298
211 0184	304
211 0864	292
211 0871	301
211 0888	300
211 0895	301
211 0912	301
211 0919	301
211 0926	297
211 0936	301
211 0941	300
211 0967	300
211 0974	300
211 0981	301
211 0991	298
211 0998	300
211 1014	136
211 1038	136
211 1052	136
211 1076	136
211 1090	135
211 1117	135
211 1131	135
211 1492	319
211 1911	284
211 1935	284
211 1959	284
211 1973	284
211 2013	284
211 2037	284
211 2051	285
211 2099	285
211 2106	286
211 2130	285
211 2154	285
211 2192	285
211 2635	286
211 2659	286
211 2673	286
211 2697	286
211 2714	286
211 2738	286
211 2752	286
211 2776	286
211 2790	286
211 3098	285
211 3115	285
211 3160	285
211 3167	285
211 3328	287
211 3342	287
211 3380	287
211 3407	287
211 3421	287
211 3445	287
211 3452	284
211 3469	284
211 3799	287
211 3847	287
211 3854	287
211 3902	287
211 3909	287
211 3916	287
211 3923	287
211 3930	286
211 3937	288
211 3944	288
211 3951	288
211 4011	136
211 4074	136
211 5302	57
211 5302	302
211 5309	302
211 5319	303
211 5395	303
211 5412	303
211 5436	303
211 5508	303
211 5515	303
211 5522	57
211 5529	57
211 5553	302
211 5560	302
211 5567	57
211 5697	296
211 5711	297
211 5718	296
211 5845	57
211 5866	297
211 5880	298
211 6198	297
211 6708	302
211 6715	57
211 6722	20

Reference Number Index

Ref. No.	Page
212 2377	108
212 2395	107
212 2396	107
212 2412	107
212 2429	107
212 2443	107
212 2450	108
212 2457	109
212 2471	108
212 2537	108
212 2544	108
212 2551	108
212 2558	108
212 2614	108
212 2656	108
212 2663	108
212 2670	108
212 2683	108
212 6315	115
212 6329	115
212 6407	115
212 6414	107
212 6421	109
212 6428	107
212 6442	107
212 6449	114
212 6456	114
212 6463	115
212 6470	129
212 6477	130
212 6484	130
212 6494	110
212 6501	117
212 6508	117
212 6515	117
212 6522	124
212 6529	124
212 6536	124
212 6543	124
212 6550	124
212 6557	127
212 6564	126
212 6571	126
212 6578	126
212 6585	126
212 6606	114
212 6613	119
212 6620	116
212 6620	116
212 6627	118
212 6634	124
212 6641	127
212 6648	126
212 6655	109
212 6662	107
212 6669	115
212 6676	129
212 6683	129
212 6690	131
212 6697	130
212 6704	110
212 6711	117
212 6725	126

Ref. No.	Page
212 6732	123
212 6746	115
212 6753	114
212 6760	114
212 6767	114
212 6774	114
212 6781	116
212 6788	116
212 6795	116
212 6802	118
212 6809	118
212 6816	118
212 6837	124
214 0391	129
214 0401	136
214 0418	136
214 7583	131
222 0149	173
222 0156	173
222 0163	173
222 0187	173
222 0194	173
311 0000	345
311 0014	363
311 0021	345
311 0042	336
311 0049	361
311 0056	360
311 0063	366
311 0070	363
311 0077	332
311 0077	362
311 0084	360
311 0091	360
311 0098	358
311 0105	327
311 0112	362
311 0119	356
311 0147	359
311 0154	359
311 0161	347
311 0168	53
311 1006	91
311 1020	92
311 1027	92
311 1037	80
311 1044	77
311 1051	80
311 1075	84
311 1131	92
311 1138	92
311 1147	80
311 1288	80
311 3461	336
311 3468	336
311 3482	336
311 3503	336
311 3510	336
311 4326	294
311 4333	294
311 4343	359
311 4357	76
311 4371	336

Ref. No.	Page
311 4378	336
311 4395	336
311 5201	364
311 5215	364
311 5228	365
311 5238	366
360 0600	250
360 0700	250
360 0800	250
360 1000	250
360 1100	250
360 1800	250
360 2400	250
500 0012	10
500 0029	10
500 0036	10
500 0043	10
500 0050	10
500 0067	10
500 0081	10
500 0108	10
500 0122	10
500 0191	10
500 0201	10
500 0263	10
501 0040	11
501 0071	11
501 0088	11
501 0136	11
501 0143	11
501 0150	11
501 0174	11
501 0181	11
501 0215	11
501 0277	11
501 0318	11
501 0370	11
501 0394	11
501 0404	11
501 0428	11
501 0442	11
501 0507	12
501 0545	12
503 8046	10
503 8053	10
503 8060	10
503 8084	10
503 8101	10
503 8125	10
505 0732	18
505 0828	18
505 4051	18
505 9032	18
505 9056	18
505 9128	18
505 9142	18
505 9159	18
505 9197	18
505 9719	18
506 0045	13
506 0193	13
506 0203	13
506 0306	14

Ref. No.	Page
506 0351	17
506 0375	17
506 0423	17
506 045 4	17
506 0519	14
506 0911	15
506 4010	16
506 9606	13
507 0011	15
507 0310	15
507 0602	16
507 9706	16
507 9892	12
510 0000	27
510 0007	27
510 0014	27
510 0021	27
510 0028	27
510 1155	23
510 1801	24
510 1808	24
510 1815	24
510 1832	24
510 1839	24
510 1935	28
510 1942	28
510 1959	28
510 2147	23
510 2161	23
510 2202	27
510 2219	27
510 2226	27
510 2233	27
510 2240	27
510 227 1	27
510 2305	25
510 2312	24
510 2319	24
510 2336	27
510 2343	27
510 2350	25
510 2367	23
510 2381	27
510 2388	27
510 2395	27
510 3108	23
510 3304	23
510 3407	23
510 3414	25
510 3415	25
510 3421	25
510 3438	25
510 3445	25
511 1183	20
511 1190	20
511 1781	42
511 1798	42
511 1808	22
511 1891	42
511 1925	42
511 1944	42
511 1956	21
511 1963	22

Reference Number Index

Ref. No.	Page
511 2096	22
511 2151	21
511 2209	21
511 3057	22
511 3071	22
511 3105	22
511 3136	22
511 3143	22
511 3208	21
511 3215	22
512 1104	31
512 1159	31
512 1160	31
512 1207	31
512 1221	31
512 1245	31
512 1252	31
512 1355	31
512 1403	31
512 1427	31
512 1441	31
512 1465	31
512 1506	31
512 1520	31
512 1551	31
512 1568	31
512 1609	31
512 1623	31
512 1654	31
512 1685	31
512 1757	31
512 1805	31
512 1829	31
512 1843	31
512 1852	31
512 1867	31
512 1881	31
512 1908	31
512 200 0	34
512 201 7	34
512 202 4	34
512 203 1	34
512 204 8	34
512 205 5	34
512 206 2	34
512 207 9	34
512 209 3	34
512 240 2	34
512 241 9	34
512 5314	32
512 5337	32
512 5351	32
512 5375	32
512 5399	32
512 5410	32
512 5431	32
512 5810	32
512 5830	32
512 5850	32
512 5870	32
512 5890	32
512 603 7	33
512 604 4	33
512 605 1	33
512 606 8	33
512 607 5	33
512 608 2	33
512 609 9	33
512 610 9	33
512 620 2	33
512 621 9	33
512 622 6	33
512 623 3	33
512 625 7	33
512 6408	33
512 6415	33
512 670 7	30
512 6714	30
512 672 1	30
512 6738	30
512 674 5	30
512 6752	30
512 676 9	30
512 6776	30
512 810-7	29
512 8107	29
512 8121	29
512 8145	29
512 8152	29
512 8200	29
512 8224	29
512 8248	29
512 8255	29
512 8262	29
512 8286	29
512 8358	29
512 8406	29
512 8420	29
512 8446	29
512 8453	29
512 8468	29
515 0371	35
515 0388	35
515 0405	35
515 0546	35
515 0553	35
515 0900	36
515 4009	25
515 9004	36
515 9011	36
515 9028	36
515 9303	35
515 9334	35
515 9341	35
515 9365	35
515 9389	35
515 9396	35
515 9570	35
516 0980	39
516 1009	38
516 1061	36
516 1164	39
516 1180	39
516 1212	36
516 1243	38
516 1250	38
516 1267	38
516 1274	38
516 9032	26
516 9049	26
516 9207	36
516 9214	36
516 9221	36
516 9240	36
517 0777	76
517 0784	76
517 1006	28
517 1020	28
517 1037	28
517 1051	103
517 1058	26
517 1065	26
517 1072	26
517 1123	95
517 1130	95
517 1501	100
517 1525	95
517 1707	28
517 1817	28
517 1958	97
517 1965	96
517 1972	99
517 1989	96
517 2000	26
517 2007	26
517 2014	26
517 2043	97
517 2438	96
517 2460	97
517 3255	97
517 3310	98
517 3327	98
517 3334	98
517 3365	98
517 3509	38
517 3523	38
517 3554	104
517 357 8	96
517 3578	96
517 3619	59
517 3640	96
517 3767	59
517 3815	94
517 3853	60
517 3970	98
517 4170	104
517 4240	104
517 4508	103
517 4508	16
517 4869	60
517 4883	59
517 5002	101
517 5033	101
517 5040	101
517 5057	96
517 5064	96
517 5215	102
517 5222	102
517 5239	102
517 5246	102
517 5679	103
517 5727	101
517 6207	101
517 6221	54
517 7000	94
517 7048	97
517 7062	96
517 7086	96
517 7158	98
517 716 5	97
517 7172	97
517 7323	37
517 7330	37
517 7361	37
517 7378	37
517 7402	37
517 7505	58
517 7512	58
517 7608	59
517 7701	100
517 9008	37
517 9015	37
518 0011	205
518 0028	197
518 0035	197
518 0042	197
518 0060	195
518 0070	197
518 0120	196
518 0130	196
518 0130	204
518 0169	203
518 0260	196
518 0270	197
518 0300	196
518 0310	197
518 0327	197
518 0341	203
518 0350	199
518 0350	202
518 0389	197
518 0396	203
518 0406	203
518 0413	203
518 0420	203
518 0437	197
518 0444	203
518 0451	203
518 0470	199
518 0470	202
518 0480	199
518 0480	202
518 0490	200
518 0490	202
518 0530	200
518 0530	202
518 0540	202
518 0550	199
518 0550	202
518 0560	199
518 0560	202
518 0570	199

Reference Number Index

Ref. No.	Page
518 0570	202
518 0580	199
518 0580	202
518 0590	200
518 0590	202
518 0600	199
518 0600	202
518 0610	199
518 0626	305
518 0633	305
518 0640	196
518 0640	204
518 0660	200
518 0660	202
518 0932	197
518 0932	204
518 0949	197
518 0956	197
518 0964	197
518 0994	197
518 0994	203
518 1020	203
518 1020	204
518 1030	195
518 1040	195
518 1070	202
518 1080	200
518 1080	202
518 1100	196
518 1100	204
518 1110	202
518 1170	202
518 1209	305
518 1260	219
518 1270	220
518 1280	220
518 1290	219
518 1320	220
518 1650	204
518 1650	202
518 1680	199
518 1680	204
518 1700	199
518 2693	279
518 2710	279
518 2727	279
518 2734	279
518 2741	279
518 2789	279
518 2796	279
518 2806	279
518 2813	279
518 2837	282
518 2851	282
518 2868	282
518 2875	252
518 2882	75
518 2899	75
518 3520	75
518 3685	305
518 3719	65
518 4360	243
518 4378	243
518 4385	243
518 4404	252
518 4411	251
518 4418	251
518 4425	252
518 4432	252
518 4439	252
518 4453	256
518 4460	256
518 4467	256
518 4474	252
518 4481	251
518 4498	251
518 4500	251
518 4505	250
518 4529	251
518 4543	256
518 4550	80
518 4557	80
518 4567	251
518 4574	251
518 4585	256
518 4600	240
518 4605	251
518 4626	250
518 4639	243
518 4640	254
518 4646	241
518 4647	241
518 4688	254
518 4695	256
518 4701	79
518 4708	79
518 4715	79
518 4722	79
518 4750	87
518 4757	87
518 4764	87
518 4771	87
518 4773	87
518 4778	78
518 4785	78
518 4792	78
518 4799	261
518 4806	75
518 4827	250
518 4841	75
518 4869	251
518 4885	84
518 5230	282
518 5260	280
518 5260	281
518 5270	280
518 5270	281
518 5300	281
518 5353	243
518 5360	244
518 5401	243
518 5402	243
518 5621	274
518 5652	274
518 5748	274
518 6000	236
518 6010	236
518 6020	236
518 6030	236
518 6040	236
518 6050	236
518 6060	236
518 6070	236
518 6100	237
518 6110	237
518 6125	234
518 6132	233
518 6170	233
518 6240	233
518 6250	233
518 6455	233
518 6500	240
518 6510	238
518 6520	238
518 6530	238
518 6540	238
518 6550	238
518 6560	238
518 6565	234
518 6570	238
518 6580	238
518 6589	233
518 6600	239
518 6610	239
518 6650	240
518 6857	233
518 6870	233
518 6900	237
518 6910	237
518 6920	237
518 6930	237
518 7170	224
518 7179	224
518 7399	233
518 7818	87
518 8070	235
518 8080	235
518 8090	235
518 8100	235
518 8140	233
518 8140	237
518 8598	251
518 8612	251
518 8903	233
518 8910	233
518 8927	233
518 8958	234
518 8965	234
518 8972	234
518 8989	234
518 8996	234
518 9005	234
518 9029	234
518 9036	234
518 9177	232
518 9201	232
518 9450	237
518 9500	242
518 9510	243
518 9821	206
518 9840	206
518 9841	206
518 9860	206
518 9861	207
518 9862	207
518 9863	207
518 9870	207
518 9871	207
518 9872	207
518 9873	207
518 9890	207
518 9920	207
518 9971	207
519 0205	190
519 0511	191
519 0836	217
519 0843	217
519 0850	217
519 0867	217
519 0874	217
519 0898	217
519 0908	217
519 0915	217
519 1017	214
519 1024	215
519 1031	217
519 1055	215
519 1062	216
519 1079	216
519 1086	216
519 1189	216
519 1213	214
519 1220	215
519 1237	215
519 1244	214
519 1251	215
519 1275	216
519 1282	216
519 1299	214
519 1309	215
519 1323	215
519 1330	215
519 1347	215
519 1354	214
519 1361	214
519 1378	214
519 1385	217
519 1392	221
519 1395	256
519 1402	255
519 1426	255
519 1512	83
519 1536	84
519 1581	81
519 1622	83
519 1653	57
519 1677	83
519 1684	83
519 1705	82
519 1712	82
519 1719	83
519 1726	82

Reference Number Index

Ref. No.	Page
519 1763	82
519 1770	83
519 1777	82
519 1805	82
519 1812	81
519 1819	82
519 1826	82
519 1833	82
519 1840	82
519 2770	211
519 2940	191
519 2941	184
519 2941	191
519 2942	184
519 2942	191
519 2943	191
519 2944	191
519 2945	191
519 2946	184
519 2946	191
519 2947	191
519 2948	191
519 2949	191
519 2950	191
519 2951	191
519 2952	191
519 2960	184
519 2960	191
519 2961	191
519 2962	191
519 3330	211
519 3383	211
519 3400	211
519 3410	211
519 3440	212
519 3479	211
519 3550	211
519 3580	212
519 3596	212
519 3606	211
519 3612	87
519 3623	87
519 3630	87
519 3651	87
519 3658	87
519 3668	87
519 3675	87
519 3699	89
519 3709	89
519 3716	89
519 3723	89
519 3730	89
519 3747	89
519 3754	89
519 3761	89
519 3778	89
519 3785	89
519 3802	89
519 3819	89
519 3840	89
519 3905	87
519 3919	86
519 3926	81
519 3933	86
519 4498	250
519 5075	282
519 6001	52
519 6414	49
519 6593	51
519 6603	51
519 6610	51
519 6627	51
519 6634	51
519 6641	51
519 6665	51
519 6672	51
519 6689	51
519 6782	51
519 6799	51
519 6940	70
519 6964	70
519 6971	70
519 7028	60
519 7500	195
519 7510	195
519 7781	205
519 7798	205
519 7987	205
519 8041	203
519 8750	203
519 8780	76
519 8820	202
519 8830	202
519 9026	71
519 9033	71
519 9040	71
519 9047	71
519 9071	70
519 9181	76
519 9198	77
519 9222	76
519 9301	302
519 9318	302
519 9342	299
519 9349	302
519 9356	299
519 9363	299
519 9370	299
519 9387	299
519 9411	356
519 9460	212
519 9470	212
519 9480	212
519 9490	212
519 9500	212
519 9510	212
519 9550	200
519 9550	202
519 9560	200
519 9560	202
519 9560	203
519 9950	233
52417	354
538 8090	39
550 7412	84
557 2076	96
557 3006	103
557 3972	103
557 4012	103
557 8238	103
557 8410	103
558 3436	75
558 7195	53
558 7205	53
558 7212	53
558 7229	53
558 7236	53
558 7243	53
558 7250	53
558 7267	53
558 7274	53
558 7281	53
558 7298	53
558 7315	53
558 7322	53
558 7339	53
558 7346	53
558 7353	53
558 7360	53
558 7377	53
558 7384	53
558 7391	53
558 7401	53
558 7418	53
558 7425	53
558 7432	53
558 7449	53
558 7456	53
558 7463	53
558 7470	53
558 7487	53
558 7494	53
558 7504	53
558 7511	53
558 7528	53
558 7535	53
558 7542	53
558 7559	53
559 0500	138
559 0510	138
559 0520	138
559 0810	139
561 3710	282
562 0069	129
562 0100	130
562 0155	130
562 0203	130
562 0272	130
562 0306	130
562 0313	130
562 0351	131
562 0368	131
562 0375	130
562 0382	130
562 1006	106
562 1013	106
562 1020	106
562 1510	131
562 2409	112
562 2416	114
562 2423	107
562 2430	111
562 2531	110
562 2591	106
562 2603	106
562 2617	106
562 2624	106
562 2631	106
562 2648	115
562 2651	115
562 2658	110
562 2665	110
562 2689	110
562 2696	110
562 2700	111
562 2707	115
562 2713	107
562 2720	106
562 2737	110
562 2743	111
562 2753	110
562 2760	110
562 2767	110
562 2768	112
562 2789	115
562 2796	110
562 3028	117
562 3042	117
562 3073	119
562 3097	117
562 3107	117
562 3138	118
562 3880	137
562 3887	142
562 3894	142
562 3901	142
562 3918	142
562 3925	142
562 3932	142
562 3960	140
562 3967	140
562 3974	140
562 3981	141
562 3988	141
562 3995	140
562 4003	125
562 4010	125
562 4027	124
562 4034	124
562 4041	124
562 4072	124
562 4076	125
562 4089	124
562 4096	124
562 4100	125
562 4106	127
562 4113	127
562 4120	127
562 4142	127
562 4151	123
562 4158	123
562 4209	127

Reference Number Index

Ref. No.	Page
562 4216	126
562 4285	126
562 4292	123
562 4299	123
562 4307	123
562 4319	123
562 4326	123
562 4340	127
562 4347	126
562 4405	127
562 4412	127
562 4429	127
562 4436	127
562 4443	127
562 4450	127
562 4508	123
562 4515	123
562 4522	123
562 4553	125
562 4560	125
562 4577	125
562 4584	125
562 5105	135
562 5112	135
562 5129	135
562 5136	135
562 5194	288
562 5201	288
562 5208	288
562 5215	135
562 5222	135
562 5239	135
562 5291	135
562 6559	113
562 6560	113
562 6568	113
562 6609	116
562 6654	117
562 6757	116
562 6795	116
562 6915	117
562 6939	117
562 694 6	117
562 6946	117
562 6953	117
562 7392	112
562 7402	112
562 7419	112
562 7426	112
562 7433	112
562 7457	112
562 7464	112
562 7471	112
562 7488	112
562 7495	112
562 8054	132
562 8061	132
562 8095	133
562 8102	132
562 8109	132
562 8116	132
562 8119	132
562 8126	133
562 8140	133
562 8147	133
562 8154	133
562 8161	133
562 8168	132
562 8195	135
562 825 0	133
562 830 8	133
562 8301	133
562 8308	133
562 8315	134
562 8322	133
562 8339	133
562 8346	134
562 8360	132
562 8367	134
562 8377	132
562 8384	132
562 8391	134
562 9503	128
562 9510	128
562 9527	128
562 9541	128
562 9558	128
562 9806	115
562 9813	115
562 9820	106
562 9827	106
562 9834	106
562 9841	106
563 1900	11
563 1907	11
563 2140	109
563 2150	109
563 2160	109
563 3652	111
563 5030	131
563 5047	116
563 5054	131
563 506 8	131
563 5061	133
563 5078	118
563 5099	130
563 6242	131
563 6249	131
563 6376	116
563 6400	116
563 6417	115
563 6503	121
563 7007	131
563 7014	119
563 7021	121
563 7045	294
563 7052	294
563 7059	294
563 7090	119
563 7100	119
563 7117	119
563 7124	119
563 7131	119
563 7148	119
563 7155	119
563 7162	119
563 7179	119
563 7186	119
563 7193	119
563 7203	119
563 7210	119
563 7227	119
563 7234	119
563 7296	118
563 7320	118
563 7337	118
563 7344	118
563 7368	118
563 7375	119
563 7399	118
563 7454	120
563 7478	120
563 7540	120
563 7557	120
563 7564	120
563 7571	120
563 7595	120
563 7643	121
563 7654	118
563 7657	121
563 7667	121
563 7674	121
563 7681	121
563 7688	120
563 7722	128
563 7739	128
563 7746	128
563 7753	128
563 7777	128
563 7784	128
563 7791	128
563 7801	128
563 7856	128
563 7887	128
563 7904	128
563 7980	120
563 7980	121
563 7988	120
563 7995	121
563 8002	121
563 8009	129
563 8037	121
563 8044	121
563 8051	121
563 8068	121
563 8075	122
563 8082	122
563 8116	122
563 8123	122
563 8147	129
563 8178	121
563 8185	122
563 8192	121
563 8199	121
563 8199	128
563 8271	120
563 8305	120
563 8312	128
563 8319	128
563 8326	128
563 8333	128
563 8340	128
563 8996	120
563 9006	120
563 9020	120
563 9037	119
563 9067	120
563 9074	122
563 9081	122
563 9109	122
564 0000	64
564 0007	64
564 0014	64
564 0021	64
564 0028	64
564 0035	64
564 0042	64
564 0049	64
564 0056	64
564 0063	64
564 0070	64
564 0077	64
564 0915	63
564 0922	63
564 0939	63
564 0946	63
564 0953	63
564 0984	63
564 0991	63
564 1000	63
564 1017	63
564 1024	63
564 1127	62
564 1155	64
564 2212	64
564 2229	64
564 2700	62
564 2748	62
564 2810	62
564 2827	62
564 2834	62
564 2858	62
564 2865	62
564 2872	62
564 2889	62
564 2896	62
564 2906	62
564 4007	64
564 4014	63
564 4021	63
564 4045	63
564 4052	64
564 4069	63
564 4148	63
564 4148	64
564 4155	63
564 4179	63
565 0943	158
565 4468	158
565 6011	145
565 6018	145
565 6050	151

Reference Number Index

Ref. No.	Page
565 6074	151
565 6095	150
565 6102	152
565 6109	151
565 6116	150
565 6130	153
565 6137	151
565 6151	152
565 6494	153
565 7000	145
565 7007	145
565 7014	145
565 7021	145
565 7028	145
565 7035	145
565 7042	145
565 7049	145
565 7056	145
565 7063	145
565 7070	146
565 7077	146
565 7084	146
565 7091	146
565 7098	146
565 7105	146
565 7112	146
565 7119	146
565 7126	146
565 7133	146
565 7140	146
565 7147	146
565 7154	146
565 7161	146
565 7168	146
565 7175	146
565 7182	146
565 7189	146
565 7196	146
565 7203	146
565 7210	146
565 7217	146
565 7224	146
565 7231	146
565 7238	146
565 7245	146
565 7252	146
565 7259	146
565 7266	146
565 7270	146
565 7277	148
565 7284	148
565 7291	148
565 7298	148
565 7305	148
565 7312	148
565 7319	148
565 7326	148
565 7333	149
565 7340	149
565 7347	149
565 7354	149
565 7361	149
565 7368	149
565 7375	149
565 7382	149
565 7389	150
565 7396	150
565 7403	150
565 7410	150
565 7417	150
565 7424	150
565 7431	149
565 7746	144
565 7753	144
565 7760	144
565 7767	144
565 7774	144
565 7781	144
565 7788	144
565 7795	144
565 7802	144
565 7809	144
565 7816	144
565 7823	144
565 7830	144
565 7837	144
565 7844	144
565 7851	144
565 7858	144
565 7865	144
565 7872	144
565 7879	144
565 7921	152
565 7928	151
565 8805	147
565 8812	147
565 8819	147
565 8826	147
565 8833	147
565 8840	147
565 8847	147
565 8854	147
565 8861	147
565 8868	147
565 8875	147
565 8882	147
565 8889	147
565 8896	147
565 8903	147
565 8910	147
565 8917	147
565 8924	147
565 8931	147
565 8938	147
565 8945	147
565 8952	147
565 9176	148
565 9183	148
565 9190	148
565 9197	148
565 9204	148
565 9211	148
565 9218	148
565 9239	150
565 9246	150
566 7050	152
566 8400	156
566 8410	156
566 8420	156
566 8430	156
566 8440	156
566 8450	156
566 8460	156
566 8470	156
566 8480	156
566 8490	156
566 8500	156
566 8510	156
566 8520	156
566 8530	156
566 8540	156
566 8550	156
566 8560	156
566 8570	157
566 8580	157
566 8590	157
566 8600	157
566 8671	149
566 8678	149
566 8685	149
566 8692	149
566 8699	149
566 8706	149
566 8713	149
566 8720	149
566 8727	149
566 8734	149
566 8741	150
566 8748	150
570 0010	197
570 0140	197
570 0140	204
570 0200	211
570 0990	244
570 1000	244
570 1200	202
570 1210	199
570 1210	202
570 1220	199
570 1220	202
570 9300	217
570 9320	217
570-004215	289
570-014215	289
570-015215	289
570-024215	289
571 5060	214
571 5077	214
571 5084	214
571 5091	216
572-012216	289
572-024216	289
581 1700	20
585 5652	67
589 1050	126
589 1051	126
589 1052	126
589 1053	126
589 1054	126
589 1056	126
59 58827	45
592 9967	181
592 9974	181
592 9981	181
592 9988	181
592 9995	181
593 0002	178
593 0009	163
593 0016	163
593 0023	163
593 0037	174
593 0037	178
593 0044	167
593 0044	167
593 0051	173
593 0058	162
593 0065	162
593 0072	168
593 0079	179
593 0086	162
593 0093	162
593 0100	162
593 0106	181
593 0113	181
593 0120	217
593 0144	174
593 0175	174
593 0182	175
593 0189	175
593 0195	178
593 0202	178
593 0209	177
593 0216	177
593 0223	177
593 0230	177
593 0247	177
593 025 4	178
593 0254	178
593 0261	178
593 0268	178
593 0278	177
593 0285	177
593 0292	177
593 0309	178
593 0316	178
593 0323	179
593 0337	178
593 0344	179
593 0351	178
593 0358	177
593 0365	177
593 0371	162
593 0371	163
593 0388	162
593 0388	217
593 0395	161
593 0397	168
593 0405	161
593 0412	161
593 0427	178
593 0443	160
593 0450	160

Reference Number Index

Ref. No.	Page
593 0467	160
593 0498	160
593 0508	165
593 0508	217
593 0515	165
593 0539	165
593 0546	167
593 0546	167
593 0553	166
593 0577	164
593 0577	204
593 0591	164
593 0618	40
593 0618	168
593 0618	217
593 0625	40
593 0625	168
593 0632	164
593 0649	18
593 0663	167
593 0670	167
593 0687	169
593 0694	169
593 0711	18
593 0728	178
593 0742	172
593 0763	163
593 0770	163
593 0807	169
593 0814	173
593 1040	171
593 1106	172
593 1113	174
593 1120	179
593 1127	179
593 1134	179
593 1141	172
593 1208	170
593 1208	171
593 1215	170
593 1215	171
593 1222	170
593 1239	170
593 1285	171
593 1300	171
593 1332	165
593 1765	164
593 1851	166
593 1961	217
593 2001	160
593 2018	160
593 2025	160
593 2032	166
593 2063	160
593 2520	243
593 2670	170
593 5541	168
593 5640	204
595 0069	56
595 0076	48
595 0083	48
595 0100	50
595 0117	46

Ref. No.	Page
595 0186	40
595 0399	66
595 0409	66
595 0416	66
595 0430	66
595 0461	66
595 0461	67
595 0485	66
595 0492	66
595 0519	52
595 0526	52
595 0533	50
595 0540	50
595 0557	50
595 0564	48
595 0571	48
595 0588	46
595 0595	46
595 0605	46
595 0629	47
595 0650	47
595 0667	47
595 0674	50
595 0681	47
595 0722	48
595 0739	44
595 0746	44
595 0801	54
595 0801	341
595 0815	342
595 0822	342
595 0829	341
595 0843	341
595 0911	66
595 0928	66
595 0928	67
595 1020	55
595 1044	55
595 1123	55
595 1147	55
595 1154	55
595 1264	66
595 1271	66
595 1305	67
595 1355	66
595 1374	67
595 1381	67
595 2012	54
595 2050	54
595 2057	54
595 2067	54
595 2074	54
595 2088	54
595 2287	54
595 2294	341
595 2304	46
595 2311	46
595 2325	356
595 2771	72
595 2799	72
595 2806	362
595 2813	362
595 2820	331

Ref. No.	Page
595 2827	348
595 2841	364
595 2848	359
595 2855	359
595 2862	359
595 2869	359
595 2876	360
595 2883	360
595 2890	72
595 2897	349
595 2904	364
595 2911	354
595 2918	348
595 2925	353
595 2932	358
595 2939	358
595 2946	352
595 2953	355
595 2960	354
595 2967	356
595 2974	365
595 2988	76
595 3004	73
595 3060	367
595 3074	347
595 3081	359
595 3088	332
595 3102	355
595 3109	355
595 3116	355
595 3130	342
595 3172	361
595 3193	359
595 3200	359
595 3214	329
595 3221	329
595 3228	133
595 3242	329
595 4010	52
595 4034	50
595 4106	49
595 4168	48
595 4175	48
595 4209	45
595 4223	45
595 4230	45
595 4247	45
595 4261	50
595 4278	52
595 4285	52
595 4292	43
595 4302	50
595 432 6	43
595 4326	45
595 4357	43
595 4364	43
595 4371	43
595 4405	47
595 4412	47
595 4429	47
595 4481	43
595 4498	43
595 4508	40

Ref. No.	Page
595 4515	56
595 4522	48
595 4539	54
595 4546	54
595 4553	56
595 4711	43
595 4735	43
595 4820	40
595 4900	42
595 4917	42
595 4924	42
595 4948	42
595 4955	42
595 4979	42
595 4986	42
595 499 3	42
595 5019	42
595 5507	49
595 6025	53
595 6032	53
595 6087	53
595 6104	52
595 7938	49
595 8126	56
595 8298	40
595 8308	40
595 8346	40
595 8353	40
595 8360	40
595 8360	168
595 8360	204
595 8528	57
595 8793	45
595 8810	45
595 8834	45
595 8841	45
595 8858	45
595 8865	45
595 8872	44
595 8896	44
595 8913	44
595 8920	44
595 8937	27
595 8944	27
595 8951	44
595 8968	44
595 8975	45
595 9003	43
595 9017	45
596 0121	49
596 0190	46
596 0200	46
596 0207	46
596 0303	46
596 1027	55
596 1058	55
596 5994	19
596 6001	19
596 6008	19
596 6015	19
596 6029	161
596 6060	166
596 6067	167

Reference Number Index

Ref. No.	Page
596 6077	167
596 6081	164
596 6094	19
596 6098	166
596 6105	19
596 6117	19
596 6124	19
596 6149	166
596 6159	166
596 6166	166
596 6173	19
596 6180	167
604-005000	290
604-015000	290
604-025000	290
612 112 7	29
612 1134	29
612 115 8	29
612 1151	29
612 116-1	29
612 124 8	29
612 125 8	29
612 125-1	29
612 171 3	29
612 184 2	29
612 185 5	29
612 1855	29
701 3810	90
701 3812	90
701 3813	90
701 3814	90
701 3815	90
701 3816	90
701 3817	90
701 3819	90
701 3822	90
701 3824	90
701 3825	89
705 258 7	153
705 3105	154
705 3115	154
705 3115	154
705 3122	154
705 4190	154
705 4200	154
705 4217	154
705 4224	154
705 4231	154
705 4248	154
705 4255	154
705 4286	154
705 4451	154
705 4468	154
705 4475	154
705 6002	153
705 6019	153
705 6026	153
705 6040	153
705 6057	153
705 6064	153
705 6071	153
705 6088	153
705 6095	153
705 6105	153
714 2019	54
750 2903	158
750 2910	155
750 2927	155
750 2958	155
750 2965	155
750 2972	155
750 2989	155
750 3012	155
750 3029	155
750 3036	155
750 3043	155
750 3043	304
750 3050	155
750 3050	304
756 0110	299
756 0117	299
801 1228	334
801 1273	334
801 1280	334
801 1307	334
801 1321	334
801 1345	334
801 1352	334
801 1369	334
801 1376	334
801 1383	334
801 1390	334
801 1400	334
801 1417	334
801 1424	334
801 1431	334
801 1438	334
801 1493	334
801 1500	260
801 1534	334
801 155 8	334
801 1572	334
801 1589	334
801 1630	334
801 1637	334
801 2186	322
801 2186	332
801 2241	327
801 2272	327
801 2279	327
801 2289	327
801 2330	328
801 2337	328
801 2344	328
801 2361	328
801 2368	323
801 2375	326
801 2382	329
801 2389	326
801 2399	328
801 2409	329
801 2416	329
801 2430	327
801 2461	323
801 2492	328
811 1159	67
811 1166	67
811 1173	67
811 1180	67
811 1197	67
824 3041	56
824 3058	56
836 5592	56
836 5599	56
836 5606	56
836 5620	56
836 8153	55
836 8160	55
836 9011	342
836 9018	342
836 9134	341
836 9141	341
836 9202	344
836 9216	344
837 205-3	340
837 2060	340
837 2084	340
837 2091	340
837 2098	340
837 2101	340
837 2108	340
837 4422	340
837 4446	340
840 0035	335
840 0097	335
840 0114	335
840 0406	70
840 0413	70
840 0420	70
840 0437	70
840 0444	70
840 0451	70
840 0482	70
870 0007	311
870 0010	314
870 0017	314
870 0024	314
870 0038	315
870 0045	317
870 0052	319
870 0110	315
870 0117	313
870 0124	313
870 0131	311
870 0138	316
870 0145	316
870 0151	293
870 0158	293
870 0168	293
870 0175	293
870 0182	316
870 0189	316
870 0233	311
870 0237	308
870 0243	308
870 0250	319
870 0264	317
870 0268	308
870 0299	310
870 0306	311
870 0323	313
870 0330	311
870 0337	319
870 0347	311
870 0362	310
870 0371	308
870 0378	308
870 0395	318
870 0399	318
870 0412	343
870 0419	308
870 0435	313
870 0565	310
870 0572	310
870 0579	310
870 0586	310
870 0593	310
870 0600	310
870 0607	310
870 0625	314
870 0632	314
870 0639	310
870 0646	310
870 0653	310
870 0660	310
870 0669	310
870 0677	310
870 0689	349
870 0696	349
870 0703	349
870 0748	310
870 0756	310
870 0769	310
870 0803	308
870 0810	308
870 0818	318
870 0835	308
870 0842	317
870 0849	315
870 0918	311
870 0925	310
870 0939	311
870 0946	311
870 0953	308
870 0960	316
870 0967	316
870 0974	316
870 0978	310
870 0992	346
870 0999	310
870 1002	343
870 1009	310
870 1019	332
870 1026	325
870 1033	325
870 1047	325
870 1143	326
870 1150	333
870 1181	321
870 1188	321
870 1195	321
870 1222	326

Reference Number Index

Ref. No.	Page
870 1253	326
870 1291	325
870 1301	326
870 1318	326
870 1325	326
870 1332	326
870 1569	329
870 1576	324
870 1583	324
870 1590	325
870 1597	325
870 1600	324
870 1617	324
870 1624	326
870 1631	325
870 1648	325
870 1655	324
870 1662	325
870 1669	325
870 1679	324
870 1686	329
870 1693	336
870 1710	324
870 1727	324
870 1734	324
870 1741	325
870 1741	326
870 1758	326
870 1765	325
870 1772	336
870 1785	333
870 1789	326
870 1803	327
870 1810	336
870 1838	308
870 1845	308
870 1909	326
870 1916	295
870 1923	295
870 1930	295
870 1947	292
870 1954	292
870 1961	324
870 1968	292
870 1975	292
870 1978	325
870 1990	324
870 2024	324
870 2031	324
870 2038	325
870 2049	324
870 2056	325
870 2063	325
870 2070	325
870 2075	324
870 2087	325
870 2094	325
870 2128	335
870 2135	335
870 2142	69
870 2159	69
870 2166	68
870 2180	69

Ref. No.	Page
870 2197	68
870 2207	68
870 2214	68
870 2238	135
870 2245	302
870 2283	68
870 2290	68
870 2300	68
870 2307	69
870 2312	314
870 2317	69
870 2324	68
870 2331	68
870 2348	69
870 2355	71
870 2379	343
870 2386	303
870 2393	69
870 2403	57
870 2410	258
870 2427	258
870 2434	258
870 2441	257
870 2448	257
870 2455	257
870 2462	250
870 2492	260
870 2499	247
870 2520	258
870 2537	258
870 2544	69
870 2551	323
870 2582	328
870 2599	321
870 2616	315
870 2623	257
870 2647	246
870 2654	323
870 2685	88
870 2692	88
870 2702	88
870 2719	246
870 2733	336
870 2740	88
870 2754	88
870 2757	68
870 2795	68
870 2807	69
870 2812	88
870 2829	324
870 2843	351
870 2850	246
870 2860	250
870 2867	246
870 2874	351
870 2881	249
870 2882	249
870 2883	249
870 2884	249
870 2885	249
870 2886	249
870 2888	247
870 2891	249

Ref. No.	Page
870 2895	248
870 2898	71
870 2915	68
870 2922	246
870 2939	246
870 2946	246
870 2953	71
870 2960	71
870 2967	247
870 2970	88
870 2984	69
870 2991	69
870 3000	88
870 3017	88
870 3024	88
870 3031	88
870 3048	88
870 3055	88
870 3062	88
870 3079	88
870 3086	88
870 3093	88
870 3103	88
870 3110	246
870 3127	246
870 3158	77
870 316 5	88
870 3165	88
870 3172	88
870 3185	88
870 3196	88
870 3206	340
870 3213	340
870 3237	88
870 3244	88
870 3251	68
870 3268	68
870 3275	88
870 3292	340
870 3299	340
870 3316	259
870 3323	259
870 3340	253
870 3382	255
870 3387	248
870 3399	253
870 3412	257
870 3413	89
870 3414	89
870 3416	89
870 3419	89
870 3420	257
870 3422	89
870 3425	257
870 3427	257
870 3433	257
870 3440	257
870 3447	257
870 3454	257
870 3471	323
870 3488	322
870 3495	321
870 3505	323

Ref. No.	Page
870 3512	323
870 3529	323
870 3536	323
870 3543	321
870 3550	321
870 3567	321
870 3574	321
870 3581	321
870 3598	321
870 3615	246
870 3622	328
870 3633	322
870 3637	249
870 3640	322
870 3647	322
870 3653	322
870 3660	322
870 3667	322
870 3677	321
870 3691	321
870 3701	323
870 3705	323
870 3715	322
870 3725	322
870 3732	321
870 3739	322
870 3749	322
870 3770	329
870 3787	321
870 3794	322
870 3835	259
870 3842	258
870 3849	259
870 3859	249
870 3866	257
870 3873	258
870 3880	258
870 3930	322
870 3937	321
870 3969	295
870 3976	295
870 3983	295
870 3990	322
870 4000	310
870 4037	325
870 4047	324
870 4054	321
870 4078	323
870 4085	325
870 4092	323
870 4094	325
870 4099	321
870 4106	321
870 4113	321
870 4119	322
870 4126	322
870 4133	325
870 4140	325
870 4147	325
870 4157	322
870 4164	322
870 4171	325
870 4188	323

Reference Number Index

Ref. No.	Page
870 4205	322
870 4229	288
870 4236	249
870 4243	246
870 4257	323
870 4264	323
870 4298	326
870 4308	322
870 4315	322
870 4322	322
870 4330	323
870 4353	325
870 4360	322
870 4370	323
870 4384	324
870 4391	322
870 4417	325
870 4426	323
870 4432	325
870 4449	325
870 4463	335
870 4470	324
870 4477	324
870 4487	322
870 4494	323
870 4504	323
870 4511	324
870 4518	324
870 4525	324
870 4528	322
870 4535	322
870 4566	324
870 4573	324
870 4580	323
870 4589	338
870 4596	338
870 4603	338
870 4610	338
870 4617Y	337
870 4618Y	337
870 4619R	337
870 4619Y	337
870 4621R	337
870 4621Y	337
870 4622Y	337
870 4623Y	337
870 4624R	337
870 4624Y	337
870 4625Y	337
870 4626R	337
870 4626Y	337
870 4627R	337
870 4627Y	337
870 4628R	337
870 4628Y	337
870 4629R	337
870 4629Y	337
870 4630R	337
870 4630Y	337
870 4631R	337
870 4631Y	337
870 4632R	337
870 4632Y	337
870 4633R	337
870 4633Y	337
870 4634Y	337
870 4636Y	337
870 4638R	337
870 4638Y	337
870 4641Y	337
870 4672G	338
870 4672Y	338
870 4686G	338
870 4686Y	338
870 4688	339
870 4695	339
870 4707Y	338
870 4714Y	338
870 4727Y	338
870 4732Y	338
870 4733Y	338
870 4859	338
870 4920Y	338
870 4927Y	338
870 4932	339
870 4978	260
870 4985	176
870 4992	78
870 4999	248
870 5054	351
870 5061	351
870 5067	351
870 5068	351
870 5075	351
870 5077	351
870 5085	340
870 5092	340
870 5099	351
870 5118	65
870 5125	65
870 5132	65
870 5147	65
870 5154	65
870 5167	65
870 5195	351
870 5226	254
870 5233	254
870 5240	254
870 9782	367
870 9797	367
870 9811	308
870 9825	311
871 0000	343
871 0007	330
871 0014	350
871 0021	347
871 0028	331
871 0035	330
871 0042	53
871 0049	362
871 0056	361
873 4505	175
873 4512	176
873 4519	175
873 4526	175
873 4533	176
875 9032	180
875 9039	180
875 9046	180
875 9053	180
875 9060	180
875 9067	180
875 9074	180
875 9081	180
875 9088	180
875 9095	180
875 9119	180
875 9126	180
875 9126M	180
875 9126S	180
875 9127	180
875 9134	180
875 9140	180
875 9174	176
875 9181	176
875 9188	178
875 9195	178
875 9202	180
875 9236	45
875 9339	80
875 9346	80
893 0000	174
893 0000	174
893 0014	174
893 0021	174
893 0028	174
893 0035	174
893 0042	174
893 0049	174
999 9435	174
999 9442	169
999 9459	174
999 9497	174
999 9511	174
999 9532	174
Adapt-001	290
AK382	361
AK658	360
AK683	330
AK713	363
AT180	357
AT330	357
BED4801	73
BU5974	70
CAT1099	368
CONE001	176
CWC8	260
GT4532	253
H3	256
HA5	293
HA6	293
HA7	293
HBN3	256
HBNXLO	256
Hose-001	291
Hose-002	291
Hose-003	291
Hose-004	291
Hose-005	291
Hose-006	291
Hose-007	291
Hose-008	291
Hose-009	291
Hose-010	291
HXLO	256
KL-0126-33	368
KL-0181-1	349
KL0055	361
KL01002	332
KL15902	361
LED28	72
MCT7580	367
MDT7590	367
MIS7740	367
MNB7600	367
MPS7570	367
MRW7585	367
MTP1100	367
MTT7510	367
MVA7575	367
N21A02	306
ODS6240	367
PS983	363
RT-10	57
STM1855	368
TEMA1	74
TEMA1A	74
TSCL	90
TSP	91
UPF 252	263
VS0271	358
VS820	356
W6017	263
W6019	263
WDT6070	368
WMLC	263
Y454000	253

Terms and Conditions for Sales, Delivery and Payment

1. DEFINITIONS

1.1 "Seller" means Rema Tip Top Automotive UK Limited (Company Number 756475) in relation to the sale of automotive Goods and Services and Rema Tip Top Industry UK Limited (Company Number 01176719) in relation to the sale of industrial Goods and Services.

"The Buyer" means the person firm or company to be supplied with the Goods or Services by the Seller.

"Goods" means the Goods or materials supplied pursuant to the Contract.

"Services" means the works undertaken in accordance with the Contract.

The "Contract" means the contract for sale of the Goods and Services made between the Seller and the Buyer to which these conditions apply.

2. SCOPE

2.1 These Conditions shall apply to all contracts for the sale of Goods or Services by the Seller to the Buyer to the exclusion of all other terms and conditions including any terms or conditions which the Buyer may purport to apply in any purchase order confirmation of order or in correspondence or elsewhere or implied by trade custom or practice.

2.2 All orders for Goods or Services shall be deemed to be an offer by the Buyer to purchase Goods or Services pursuant to these conditions.

2.3 Acceptance of delivery of the Goods or Services shall be deemed conclusive evidence of the Buyer's acceptance of these conditions.

2.4 Any variation to these conditions (including any special terms and conditions agreed between the parties) shall be inapplicable unless agreed in writing by a Director of the Seller.

3. QUOTATIONS

A quotation or tender by the Seller does not constitute an offer and the Seller reserves the right to withdrawn or amend the same at any time prior to the Seller's acceptance of the Buyer's order.

4. FORMATION OF CONTRACT

No contract shall come into effect until the Seller acknowledges the order to the Buyer on its official order or acknowledgement form duly signed on behalf of the Seller.

5. PRICE AND PAYMENT

5.1 The Price of the Goods and Services shall be the Seller's quoted price which shall be binding on the Seller provided that the Buyer shall accept the Seller's quotation within 60 days unless otherwise agreed in writing by a director or Business Centre Manager of the Seller. The Seller may by giving notice to the Buyer at any time increase the price of the Goods and Services to reflect any increase in the cost to the Seller which is due to factors which are beyond the reasonable control of the Seller (including, without limitation, foreign exchange fluctuations, taxes and duties and the cost of labour, materials and other manufacturing costs).

5.2 Unless otherwise stated, the price is exclusive of VAT which shall be due at the rate ruling on the date of the VAT invoice rendered by the Seller to the Buyer.

5.3 The Buyer is not entitled to set off against the price (including any applicable VAT payable) amounts due from the Seller whether under the applicable contract of sale or otherwise.

5.4 Unless otherwise agreed in writing by a director or a Business Centre Manager of the Seller, payment for the Goods or for any Services and VAT should be made by the Buyer to the Seller net cash within 30 days of the date of the invoice or within 30 days of either the Seller notifying the Buyer that the goods are ready for collection or the date of delivery to the Buyer and all the Services are completed notwithstanding the fact that the property in the goods has not passed from the Seller to the Buyer.

5.5 Time for payment shall be of the essence of this agreement as regards any time, date or period mentioned in this agreement or subsequently substituted, as a time, date or period by agreement in writing between the parties.

5.6 In the event of default in payment by the Buyer, the Seller shall be entitled to:

5.6.1 charge interest on overdue invoices from the date when payment becomes due from day to day until the date of payment pursuant to the Late Payment of Commercial Debts (Interest) Act 1998 at 8% above base and shall accrue at such a rate after as well as before any Judgment.

5.6.2 to suspend all further delivery of Goods or provisions of Services by the Seller to the Buyer under this contract or otherwise. 5.6.3 to serve notice on the Buyer requiring immediate payment for all Goods and Services supplied by the Seller under this contract or otherwise whether or not payment is otherwise due or invoiced.

5.6.4recover from the Buyer any costs, legal or otherwise, incurred by the Seller in respect of recovering any outstanding monies due from the Buyer to the Seller.

5.7 If it reasonably appears to the Seller that the Buyer may be unable to pay its debts, the Seller will be entitled to demand security for payment of the contract price prior to delivery of the Goods and Services either by payment in cash or by a bank guarantee.

6. DELIVERY

6.1 The Seller shall arrange for carriage of the Goods to the Buyer's address. The cost of carriage and any insurance which the Buyer reasonably directs the Seller to incur shall be reimbursed by the Buyer without any setoff or other withholding whatever and shall be due on the date for payment of the price. The carrier shall be deemed to be the Buyer's agent.

6.2 The Seller may deliver the Goods by separate instalments. Each separate instalment shall be invoiced and paid for in accordance with these conditions.

6.3 The failure of the Seller to deliver or the failure of the Buyer to pay for any one or more or the said instalments of the Goods on the due dates shall not entitle either party to treat this contract as repudiated.

6.4 The Seller shall not be liable for any loss or damage whatever due to failure by the Seller to deliver the Goods (or any of them) promptly or at all. Time for delivery is given as accurately as possible but is not guaranteed.

6.5 If the Buyer refuses or fails to take delivery of goods tendered in accordance with these conditions the Seller shall be entitled to an immediate payment in full for the Goods so tendered. The Seller shall be entitled to store at the risk of the Buyer any Goods which the Buyer refuses or of which it fails to take delivery and the Buyer shall in addition to the price pay all costs of such storage and any additional costs incurred as a result of such refusal or failure. Refusal by the Buyer to take delivery will relieve the Seller from the obligation to make further deliveries without prejudice to the Seller's right to recover damages for such refusal. The Seller shall be entitled after the expiration of 28 days from the date on which the price became payable to dispose of the goods in such manner as the Seller may determine. 6.6 The Goods shall unless delivered by the Seller's own transport or by a carrier on behalf of the Seller be deemed to have been delivered and the risk therein to have passed to the Buyer upon their transfer to a carrier named by the Buyer or two days after the Seller notifies the Buyer that the Goods are available for collection whichever is the earlier.

7. TITLE

7.1 The Goods shall be at the Buyer's risk as from delivery.

7.2 In spite of delivery having been made, property in the Goods shall not pass from the Seller to the Buyer until:

7.2.1 the Buyer shall have paid the price plus VAT in full; and

7.2.2 no other sums whatever shall be due from the Buyer to the Seller.

7.3 Until property in the Goods passes to the Buyer in accordance with clause 7.2, the Buyer shall hold the Goods (and each of them) on a fiduciary basis as bailee for the Seller. The Buyer shall store the Goods (at no cost to the Seller) separately from all other Goods in its possession and be marked in such a way that they are clearly identified as the property of the Seller.

7.4 Notwithstanding that the Goods (or any of them) remain the property of the Seller the Buyer may sell or use the Goods in the ordinary course of the Buyer's business at full market value for the account of the Seller. Any such sale or dealing shall be a sale or use of the Seller's property by the Buyer on the Buyer's own behalf and the Buyer shall deal as principal when making such sales or dealings. Until property in the Goods passes from the Seller the entire proceeds of sale or otherwise of the Goods shall be held in trust for the Seller and shall not be mixed with other money or paid into any overdrawn bank account and shall be at all material times identified as the Seller's money.

7.5 The Seller shall be entitled to recover the price plus VAT notwithstanding that property in any of the goods has not passed from the Seller.

7.6 Until such time as property in the Goods passes from the Seller the Buyer shall upon request deliver up such of the goods that have not ceased to be in existence or resold to the Seller. If the Buyer fails to do so, the Seller may enter any premises owned, occupied or controlled by the Buyer where the goods are situated and repossess the goods. On the making of such request the rights of the Buyer under clause 7.4 shall cease.

7.7 The Buyer shall not pledge or in any way charge by way of security for any indebtedness any of the Goods which are the property of the Seller. Without prejudice to the other rights of the Seller, if the Buyer does so all sums whatever owing by the Buyer to the Seller shall forthwith become due and payable.

7.8The Buyer shall insure and keep insured the Goods to the full price against "all risks" to the reasonable satisfaction of the Seller until the dates that property in the goods passes from the Seller and shall whenever requested by the Seller produce a copy of the policy of insurance. Without prejudice to the other rights of the Seller, if the Buyer fails to do so all sums whatever owing by the Buyer to the Seller shall forthwith become due and payable.

8.EXPORT SALES

In the case of export sales the price of the Goods and Services shall if required by the Seller be secured by an irrevocable Letter of Credit satisfactory to the Seller established by the Buyer in favour of the Seller immediately upon receipt of the Seller's acknowledgement of order and confirmed by a United Kingdom bank acceptable to the Seller. The Letter of Credit shall be for the full contract price inclusive of any tax or duty payable by the Purchaser and the Seller shall be entitled to payment on presentation to such United Kingdom bank of the documents specified by the Seller on the acknowledgement of order.

9.SOURCE OF INFORMATION

9.1 Technical advice data or information given by the Seller its employees or agents in respect of the Goods and Services is made in good faith on the basis of test data and field experience and is provided for general advice only. No such information advice or data shall form any part of the Contract save where specifically agreed in writing by a director or Business Centre Manager of the Seller.

9.2 The Purchaser shall be solely responsible for ensuring that all drawings, information, advice and recommendations given to the Seller, either directly or indirectly by the Purchaser or by the Purchaser's agents, employees, consultants or advisers is accurate, correct and suitable. Examination or consideration by the Seller of such drawings, information, advice or recommendations shall in no way limit the Purchaser's responsibility hereunder unless the Seller specifically agrees in writing to accept responsibility.

9.3 Material specifications, designs, calculations and any other information or documentation produced by the Seller which are expressed to be given on a confidential basis are returnable on demand, and shall not be expressed to a third party without the Seller's written consents and, unless otherwise agreed in writing, title to such material specification, designs, calculations and other information or documentation (whether or not it is expressed to be given on a conditional basis) and any copyright or design right therein, any rights to apply for registered design in respect thereof and any other intellectual property rights therein shall at all times remain the property of the Seller.

10 WARRANTIES AND LIABILITIES

10.1 Subject to the conditions of sale set out at paragraphs 10.2. to 10.6 below the Seller warrants that the goods supplied pursuant to the Contract will correspond with any applicable manufacturer's specifications at the time of delivery.

10.2 The following provisions set out the Seller's entire liability (including any liability for the acts and omissions of its servants, employees, or agents) to the Buyer in respect of:-

10.2.1 any breach of its contractual obligations arising under all contracts for the Sale of Goods or Services; and

10.2.2 any representation statement or tortious act or omission including negligence arising under all contracts for the sale of Goods or Services.

10.3 The Seller shall not be liable to the Buyer for:

10.3.1 any defects in the Goods or Services caused by any act neglect or default of the Buyer, 10.3.2 any discrepancy in quality quantity or weight of Goods or materials delivered unless the Buyer notified the Seller of the same within 5 working days of receipt of the Goods;

10.3.3 any loss or damage to Goods whilst in transit unless the Goods are delivered by the Seller or by a carrier on behalf of the Seller and the Buyer notifies the Seller within 5 working days of receipt of the Goods.

10.3.4 any other defects in the Goods

10.4 In the event of any damage or defect or non-delivery of goods in relation to which the Seller accepts liability the Seller may at its option make good any damage or defect or non-de-

livery or alternatively replace or repair any Goods which are damaged or defective or repay the price paid for the Goods by the Buyer.

10.5 Under no circumstances shall any liability of the Seller to the Buyer exceed the cost of the defective damaged or undelivered Goods or Services as determined by the price invoiced by the Seller to the Buyer.

10.6 Except in respect of death or personal injury caused by the Seller's negligence the liability of the Seller as provided at clause 10.4 above shall be the extent of all liability to the Buyer whether contractual tortious or otherwise for defective damaged or undelivered Goods or Services or for any loss or damage caused directly or indirectly by such Goods or Services.

10.7 The Buyer acknowledges that the limitations and exclusions of liability provided hereunder are reasonable in all the circumstances.

11. INSOLVENCY

11.1 This condition applies if the Buyer has a Bankruptcy Order made against him or makes an arrangement with his creditors or, being a company, has a Receiver, Liquidator, Administrator, Supervisor or Administrative Receiver appointed over its property or assets or any part of them or if any Order shall be made or any resolution passed for winding up the Buyer, or the Buyer ceases or threatens to cease to carry on business or the Seller reasonably considers that any of the events mentioned above will occur.

11.2 If this condition applies then the Seller may, without prejudice to its other rights or remedies, demand immediate payment by the Buyer of all unpaid accounts and suspend further supply and cancel this and any other contract between the Seller and the Buyer without any liability attaching to the Seller in respect of such suspension or cancellation and debit the Buyer with any loss sustained thereby.

11.3 If this condition applies and no payment is made pursuant to Clause 11.2 then the Seller may, without prejudice to its other rights or remedies, immediately enter upon any premises owned, occupied or controlled by the Buyer where the Goods are situated and repossess the Goods.

12. FORCE MAJEURE

The Seller shall not be liable to the Buyer for any loss or damage which may be suffered by the Buyer as a direct or indirect result of the supply of the Goods and Services by the Seller being prevented hindered or rendered uneconomic by reason of any force majeure event. A "force majeure event" shall mean any Act of God, riot, strike, lock out, trade dispute, civil war, rebellion, confiscation, nationalisation or any other circumstances whatsoever that are outside the reasonable control of the Seller affecting the provision of the Goods and Services by the Seller.

13. WAIVER

The waiver by either party of a breach or a default of any of the provisions of this contract by the other party shall not be construed as a waiver of any succeeding breach of the same or other provisions nor shall any delay or omission on the part of either party to exercise or avail itself of any right power or privilege that it has or may have hereunder operate as a waiver of any breach or default by the other party.

14. NOTICES

Any notice to be given hereunder shall be delivered or sent by first class post or facsimile transmission to the address or to the facsimile number of the other party and any such notice shall be deemed to have been served (if delivered) at the time of delivery (if sent by post) from the expiration of 48 hours after posting and (if sent by facsimile transmission) from the expiration of 12 hours after dispatch.

15. INVALIDITY AND SEVERABILITY

If any of these terms shall be found by any Court or administrative body of competent jurisdiction to be invalid or unenforceable the invalidity or unenforceability of such provision shall not affect the other provisions of this contract and all provisions not affected by such invalidity or unenforceability shall remain in full force and effect.

16. HEADINGS

Headings to clauses in this contract are for the purpose of information and identification only and shall not be construed as forming part of the contract.

17. LAW

This contract shall in all respects be governed and construed and interpreted in accordance with the Laws of England and Wales and the parties hereby submit to the jurisdiction of the English Courts as regard to any claim or matter arising hereunder.

REMA TIP TOP – Automotive Catalogue 2013/2014

Editor:
REMA TIP TOP AUTOMOTIVE UK Limited

Westland Square LEEDS

West Yorkshire LS11 5XS

Phone +44 0113 277 0044
Fax +44 0113 277 2139

E-Mail autosales@tip-top.co.uk

www.rema-tiptop.co.uk

Legal Notice:
Copyright© 2012
REMA TIP TOP AUTOMOTIVE UK Limited

All information is given to the best of our knowledge. All specifications are to be considered non-binding information. Any claim for damages of any kind is excluded. We reserve the right to change technical specifications without prior notice, provided that they ensure product improvement. The information presented is based on technical experience but does not guarantee a product´s suitability for specific applications, and does not relieve the users of the responsibility to undertake their own testing, including where any third-party trademark rights are concerned. Pictures in the catalogue may contain optional accessories which are not included in the standard shipment, and need to be ordered additionally.

All relevant product information can be found in the respective documents, including operating instructions, technical datasheets as well as conditions for storage and application.
The specified qualities of our products are based on information from the accompanying inspections for approval. They represent statistical product data and are not to be considered as guaranteed properties of an individual product.
In order to preserve product properties, the storage conditions indicated in DIN 7716 should be followed (including storing the product in the original package and in an area that is dry, cool and dark).

Attention:
Unless otherwise noted, the content is one and will not be listed separately.

Website

Shop

REMA TIP TOP AUTOMOTIVE UK Limited

Westland Square
LEEDS West Yorkshire
LS11 5XS

Phone: +44 0113 277 0044
Fax: +44 0113 277 2139
www.rema-tiptop.co.uk
http://shop.tip-top.co.uk
autosales@rema-tiptop.co.uk