



// ONE BRAND // ONE SOURCE // ONE SYSTEM



// SERVICE // MATERIAL PROCESSING // SURFACE PROTECTION // AUTOMOTIVE

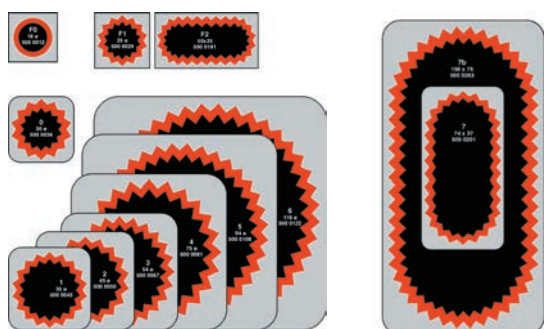
REMA TIP TOP  
AUTOMOTIVE PROGRAMME - 2017





# REMA TIP TOP

## Repair material for tyres and tubes



500 0036  
500 0043  
500 0050



501 0277

501 0136

563 1907  
563 1900



Patch Euro

### Tube patches, red edge

- REMA TIP TOP tube patches with double-scalloped edge applied with REMA TIP TOP SVS vulcanising fluid ensure perfect bonding through vulcanisation
- Due to the stepped multi-layer structure of the tube patch body they stretch evenly in all directions when the tube is inflated
- They leave no edges on the repair area

Ref. No.	Description	Size	Content	Qty					
500 0029	Tube patches F 1, red edge	Ø 25 mm	100	1	•				
500 0036	Tube patches No. 0, red edge	Ø 30 mm	100	1	•	•	•		
500 0043	Tube patches No. 1, red edge	Ø 35 mm	30	1	•	•	•		
500 0050	Tube patches No. 2, red edge	Ø 45 mm	30	1		•	•		
500 0067	Tube patches No. 3, red edge	Ø 54 mm	30	1			•	•	•
500 0081	Tube patches No. 4, red edge	Ø 75 mm	30	1			•	•	•
500 0108	Tube patches No. 5, red edge	Ø 94 mm	10	1				•	•
500 0122	Tube patches No. 6, red edge	Ø 116 mm	10	1				•	•
500 0201	Tube patches No. 7, red edge	74x37 mm	30	1		•	•		
500 0263	Tube patches No. 7B, red edge	150x75 mm	10	1				•	•

Ref. No.	Description	Qty	Ref. No.	Description	Qty
503 8046	Patch Euro No1 35mmØ	200	501 0277	Valve Air/Water TR218A New Style	10
503 8053	Patch Euro No2 45mmØ	100	501 0136	Valve Car Stick-on TR13	10
503 8060	Patch Euro No3 54mmØ	100	563 1907	Rim Ferrule Plastic TR13 to 16mmØ	10
503 8084	Patch Euro No4 75mmØ	50	563 1900	Rim Ferrule Plastic TR13 to 16mmØ	100
503 8101	Patch Euro No5 94mmØ	20			
503 8125	Patch Euro No6 116mmØ	20			



UP Patch



Cross Ply - PN Series



RAD Repair Patch

## UNIVERSAL PATCH (UP)

Universal patches (UP) for the repair of small injuries to tube or tubeless radial and cross-ply tyres.

## CROSS-PLY repair patches, series PN

Repair patches for durable repairs to cross-ply tyres of all sizes, especially for tread, shoulder and sidewall injuries

- Suitable for both self-vulcanising and hot-vulcanising pro-

cesses due to the fully integrated bonding layer. Use in conjunction with the appropriate REMA TIP TOP accelerator solutions


## RAD repair patches, series 100

Repair patches for durable repairs to all radial tyres. Suitable for hot- or self-vulcanisation.

Ref. No.	Description	Qty	Ref. No.	Description	Qty
512 5020	Patch Univ UP 3 27mmØ	100	512 1104	RAD 110TL Patch 55mm x 75mm 1 Ply	20
512 5040	Patch Univ UP 4.5 37mmØ	100	512 1159	RAD 115TL Patch 75mm x 90mm 1 Ply	20
512 5050	Patch Univ UP 4.5 37mmØ	300	512 1160	RAD 116TL Patch 104mm x 67mm 1 Ply	10
512 5060	Patch Univ UP 6 43mmØ	50	512 1207	RAD 120TL Patch 80mm x 125mm 2 Ply	10
512 5070	Patch Univ UP 6 43mmØ	350	512 1221	RAD 122TL Patch 75mm x 175mm 2 Ply	10
512 5080	Patch Univ UP 8 55mmØ	50	512 1245	RAD 124TL Patch 75mm x 220mm 2 Ply	10
512 5090	Patch Univ UP 8 55mmØ	200	512 1252	RAD 125TL Patch 115mm x 125mm 3 Ply	10
512 5100	Patch Univ UP 10 63mmØ	50	512 1269	RAD 126TL Patch 75mm x 260mm 3 Ply	10
512 5120	Patch Univ UP 12 63mmØ	30	512 1355	RAD 135TL Patch 130mm x 180mm 4 Ply	10
			512 1403	RAD 140TL Patch 100mm x 195mm 3 Ply	10
			512 1427	RAD 142TL Patch 130mm x 260mm 4 Ply	10
			512 1441	RAD 144TL Patch 130mm x 335mm 4 Ply	10
			512 1465	RAD 146TL Patch 180mm x 440mm 4 Ply	5
			512 1520	RAD 152TL Patch 240mm x 580mm 5 Ply	3
			512 1805	RAD 180TL Patch 150mm x 190mm 2 Ply	5
Ref. No.	Description	Qty			
512 603 7	PN 03 Patch 100mmØ 2 Ply	10			
512 604 4	PN 04 Patch 120mmØ 2 Ply	10			
512 605 1	PN 05 Patch 160mmØ 4 Ply	10			
512 606 8	PN 06 Patch 235mmØ 6 Ply	10			

## REMA TIP TOP

### Repair and sealing material for tyres and tubes



### MINICOMBI - Overview

- Combined patch/plug tyre repair for punctures to the tread of both radial and cross-ply tyres
- Repair units self-vulcanise in the tyre
- The tyre inside and the puncture channel are repaired in one operation
- The ingestion of moisture, dirt, stones or all materials that lead to premature deterioration of the casing and belts is prevented
- Available with a practical and time-saving metal pilot
- All MINICOMBI Combi Packs and workshop kits are supplied with FAST DRY CEMENT BL

#### Recommended accessories:

Ref. No.	Description	Qty	Ref. No.	Description	Qty
511 1956	Minicombi A3 Workshop Kit	25	511 1781	Mill Cutter HSS 6mmØ	1
511 1963	Minicombi A3 Refill	50	511 1798	Mill Cutter HSS 8mmØ	1
511 2151	Minicombi A3/A6 Kit	25/20			
511 3057	Minicombi A6 Refill	40			
511 3071	Minicombi A6 Refill (Without Pilot)	40	Ref. No.	Description	Qty
511 3105	Minicombi B8 Refill	20	511 1891	Mill Cutter Carbide 3mmØ	1
511 3129	Minicombi B8 Refill (Without Pilot)	20	511 1925	Mill Cutter Carbide 6mmØ Long	1
511 3136	Minicombi B10 (Without Pilot)	20	511 1944	Mill Cutter Carbide 10mmØ	1
511 3143	Minicombi B10 With Pilot	20	595 4900	Mill Cutter Carbide 3mmØ	1
511 1808	Pull Wire	1	595 4948	Mill Cutter Carbide 8mmØ	1

## REMA TIP TOP

Repair and sealing material for tyres and tubes

# T. 0113 3858602



518 1808



510 0021



510 1155



510 2161



506 0351



510 3414



510 3421



510 2457

## SEALFIX

- SEALFIX strings for temporary sealing of tread punctures
- We recommend demounting the tyre from the rim in order to determine the actual damage size
- Observe local rules and guidelines for the repair of tyres
- Permanent repairs should be performed from the inside of the tyre, for example with MINICOMBI

- For safety reasons, we also warn you not to carry out sidewall injuries with SEALFIX
- Please use it with SPECIAL CEMENT BL

## SEALASTIC

- Temporary nail hole fast sealing for cross-ply truck tyres mounted on the rim (max. injury size 8 mm) as well as EM and agricultural tyres (max. injury size 15 mm)
- Also suitable for tubeless radial EM tyres (up to a maximum speed of 40 km/h, if a carbide mill cutter is used to cut out steel wires in the channel of the damage)

- For larger injuries, use the corresponding REMA TIP TOP repair patches according to the relevant repair chart

Ref. No.	Description	Qty
510 1808	Sealfix String Long Type - (Brown)	25
510 1801	Sealfix String	50
510 1839	Sealfix String - (Black)	25
510 0021	Inserting Tool for Sealfix	1
Ref. No.	Description	Qty
510 3421	Chemi-Cure EM Needle	1
510 3414	Chemi-Cure EM	40
Ref. No.	Description	Qty
506 0351	Rep & Air M/Cycle T/Less Tyre	1

Ref. No.	Description	Qty
510 1155	Sealastic Kit EM Plug 80g Cement	1
510 2367	Sealastic Kit Car/Van 25xPlug 40g Cement	1
510 2147	Sealastic Plugs Truck	20
510 2161	Sealastic Plugs EM	20
510 2457	Sealastic Insert Tool EM	1
510 3108	Sealastic Plugs Car/Van	50
510 3304	Sealastic Kit Car/Van Plug 80g Cement	1
595 8937	Sealastic Hand Rasp 4.5mmØ	1
510 2457	Insert Tool Side Load 8" Heavy Duty	1

## REMA TIP TOP

### Chemical cleaning and vulcanising fluids



INNERLINER SEALER



505 0732



505 0828



505 9719



505 9197

### INNERLINER SEALER, free of CFC/aromatic compounds

- Sealing porous innerliners and edges of repair areas
- Coating excessively buffed repair areas on the tyre inside

### LIQUID BUFFER

- Free of CFC and aromatic compounds
- For quick and easy cleaning and buffing of tubes
- For chemical cleaning before mechanical buffing
- RCF = Repair Cement Free



510 2350



510 2336



510 2343



595 0186



595 4515

Ref. No.	Description	Qty	Ref. No.	Description	Qty
515 9004	Sealer Inner Liner 650g	1	510 2350	Remaseal ATV/Quad Bike Repair Kit	1
515 9028	Sealer Inner Liner 175g Brush Top Can	1	510 2336	Remacure Inserting Tool	1
			510 2343	Spiral Awl 3"	1
			510 2305	Remacure Repair String (50)	1
Ref. No.	Description	Qty	Ref. No.	Description	Qty
505 0828	Liquid Buffer 1L	1	595 0186	Brush No10 for Application of Cement	1
505 0732	Liquid Buffer Aerosol 500g	1	595 4515	Scraper Inner Liner	1
505 9719	Liquid Buffer 5L CFC Free	1			
Ref. No.	Description	Qty			
505 9197	Vulcanising Fluid Tin 175g	1			



515 9365



515 9570



593 0649



596 6015  
596 6008



593 2670

### FAST DRY CEMENT BL, free of CFC/aromatic compounds

- This accelerator solution dries twice as fast as SPECIAL CEMENT BL
- Especially suitable for fast and smaller repairs such as to tread-area punctures and for one-step repairs with REMA TIP TOP RAD, PN and UP repair patches
- Can be used for self-vulcanisation from 18 °C (65 °F) through to hot vulcanisation at 150 °C (300 °F)
- Transparent and easy to distinguish from the blue SPECIAL CEMENT BL if used in the same way
- All MINICOMBI Combi Packs and workshop kits are supplied with FAST DRY CEMENT BL

### SPECIAL CEMENT BL, free of CFC/aromatic compounds

- Accelerator solution for the application of REMA TIP TOP RAD, PN and UP repair patches, MINICOMBI, REMA STEM, SV bonding rubber, SEALASTIC, VULC COMPOUND
- SPECIAL CEMENT SC-BL can be universally used for self-vulcanisation starting from 18° C (65° F) through to hot vulcanisation up to 150° C (300° F)

### Preventive tyre sealant TT SEAL

- Preventive tyre sealant for tube-type and tubeless tyres
  - Helps to avoid costs arising from the breakdown of expensive vehicles and machines
  - Reduces the risk of tyre failures due to slow air loss, e.g. from smaller punctures
  - Automatically seals smaller injuries
  - Stays effective during the whole service life of a tyre
  - Affects neither existing tyre repairs nor the reparability of a tyre
  - Contains anti-corrosive agents for protection of rims and metal parts
  - Free of CFC and aromatic compounds
  - A detailed list of quantities required for each tyre sizes is enclosed
- Caution: Approved for a maximum speed of 80 km/h!

Ref. No.	Description	Qty
515 9365	Cement Blue 225g CFC Free	1
515 9570	Cement Blue Fast Dry 175g	1
593 0649	Talcum Powder Shaker 500g	1
596 6015	Chalk Marking White	12
596 6008	Chalk Marking Yellow	12

Ref. No.	Description	Qty
593 2670	TT Seal (Tyre Puncture Sealant) 1 Litre	1



## REMA TIP TOP Repair rubber



516 0980



516 1009



516 9049



517 2000



517 2007



517 1058



517 1065



517 1072

### MTR SUPER FINISH RUBBER

- Uncured rubber compound for excellent surface finish particularly in the tyre sidewall area
- Good flowing and vulcanising characteristics
- Required vulcanising temperature: at least 100 °C (212°F)
- Max. temperature for warming up MTR SUPER FINISH RUBBER 80 °C (176 °F)
- Use only with Solution MTR
- High pressure variant suitable for aircraft applications.

### MTR cushion gum

- Cushion gum for laminating REMA TIP TOP repair patches prior to vulcanisation in retreading systems/vulcanising machines at an operating temperature of over 100°C (212°F)
- The excellent initial tack and ageing stability under thermal stress ensure improved adhesion even when used in open steam autoclaves or long curing processes
- Please use MTR cushion gum with Solution MTR only!
- High pressure variant suitable for aircraft applications.

### VULC COMPOUND A+B, free of CFC/aromatic compounds

- For the repair of rubber damage to tyres and conveyor belts by cold vulcanisation
- Use with SPECIAL CEMENT BL

Ref. No.	Description	Qty	Ref. No.	Description	Qty
516 0980	Rubber Rope Super Finish 12kg	1	517 2000	Tyre Fill 50ml	1
516 1009	T/Press MTR Rubb 5kg 1.0 x 500 x 8000	1	517 2014	Tyre Fill Spare Nozzle	1
516 9049	Vulc Compound Set 1.3kg 650g A / 650g B	1	517 2007	Tyre Fill Gun	1
517 1058	Rubber Fill 310ml	1	517 1065	Caulking Gun	1
517 1072	Spare Nozzle	1			



REMA TIP TOP  
Tyre inflation tools and accessories

**T. 0113 3858602**



Ref. No.	Description	Qty	Ref. No.	Description	Qty
211 0247	MK4 Airline Gauge AFG4H03 (0.5m Hose)	1	211 2659	Coupling 100S Fem 1/2" AC5JF	1
211 0268	MK4 Airline Gauge AFG4H04 (0.5m Hose)	1	211 2752	Coupling 100S Fem 1/2" ACA3035	1
211 0254	MK4 Airline Gauge AFG4H05 (1.8m Hose)	1	211 2099	Adaptor Screwed 1/4" BSP Male ACA2593	1
211 0240	MK4 Airline Gauge AFG4H06 (2.7m Hose)	1	211 3452	Coupling Vertex 1/4" Fem AC91CF	1
211 0261	MK4 Airline Gauge AFG5H36 (3.6m Hose)	1			
211 0988	Dial Airline G'ge ADTG3H06 (3.7m Hose)	1	<b>Ref. No.</b>	<b>Description</b>	<b>Qty</b>
519 9356	Dial Airline Gauge EURODAINU	1	211 5412	Tyre Pressure Gauge GA130	1
870 1954	Hose 1/2" 20m C/W Couplings	1	211 5436	Tyre Pressure Gauge TPG57-03	1
870 1947	Hose 3/8" 20m C/W Couplings	1	211 5508	Tyre Pressure Gauge Master TE60H-01	1
<b>Ref. No.</b>	<b>Description</b>	<b>Qty</b>	<b>Ref. No.</b>	<b>Description</b>	<b>Qty</b>
211 5711	Retractor Hose Reel HRA1B03 3/8"	1	211 5522	Tread Depth Gauge PCL 1.6mm	1
211 1052	Connector Twin Clip-on C03A-03 Open	1	211 5845	Tread Depth Gauge OTR	1
211 1076	Connector Twin Clip-on C03B-03 Closed	1	211 6715	Tread Depth Gauge Digital	1
311 2463	Retractor Hose Reel 3/8" 20Mtr	1	519 1653	Tread Depth Gauge Brass	1

# REMA TIP TOP

## Hand tools and knives

### KNIVES

• For the preparation of damages on tyres of every type.

### STITCHER

• For smooth application of repair patches or rubber.



595 0069



824 3041



824 3058



595 2057



595 2067



595 2074



595 4546



595 2294



596 1027



595 1044



836 5606



836 5620



875 9088



875 9126



875 9127

Ref. No.	Description	Qty	Ref. No.	Description	Qty
595 0069	Brush Wire KOSMOS	1	836 5606	Tyre Prodder Straight	1
824 3041	Brush Wire 5 Row	1	836 5620	Tyre Prodder Bent 1013	1
824 3058	Brush Wire Scratch	1			
Ref. No.	Description	Qty	Ref. No.	Description	Qty
595 2057	Knife Skiving 11132	1	875 9088	Gloves Nitrile Coated Palm Seamless	1
595 2067	Knife 6" Blade	1	875 9126	Gloves Latex Large	100
595 2074	Knife Skiving 6" Blade	1	875 9127	Gloves Nitrile Disposable	100
595 4546	Knife Flexible	1	875 9018	Gloves Nitrile Large	100
			875 9025	Gloves Nitrile XL	100
Ref. No.	Description	Qty			
595 2294	Pliers 6" Combination	1			
596 1027	Stitcher 4mm	1			
595 1044	Stitcher 4mm Ball Bearing	1			



564 1220



564 2212



870 5132

564 2700 - 564 2748



564 2858 - 564 2906

## RUBBER CUT 414

- Ergonomic design for fatigue-proof regrooving
- 4-step temperature switch on main transformer with MIN/MAX-selector allows 8 heating levels for different cutting speeds
- Automatic overheating cutout according to DIN 30600 Insulated cutting head
- Greater freedom of movement and easy guiding due to separation of handle and transformer
- Cutting width with FIX regrooving blades 3 - 28 mm
- Prepared for wall mounting
- GS-tested, meets recognised safety standards

Ref. No.	Description	Qty	Ref. No.	Description	Qty
564 1220	Rubbercut Regroover RC414 240V	1	564 2700	Fix Blades R1 Round	20
564 0460	Rubbercut Connection Cable	1	564 2810	Fix Blades R2 Round	20
564 0820	Rubbercut Blade Holder Set	1	564 2827	Fix Blades R3 Round	20
564 2212	Regoover Rillfit 6 Heat 110v	1	564 2834	Fix Blades R4 Round	20
			564 2748	Fix Blades R5 Round	20
Ref. No.	Description	Qty	Ref. No.	Description	Qty
870 5132	Inverter 1000W 12V - 240 V	1	564 2858	Fix Blades W1	20
870 5154	Inverter Cable 15m	1	564 2865	Fix Blades W2	20
			564 2872	Fix Blades W3	20
			564 2889	Fix Blades W4	20
			564 2896	Fix Blades W5	20
			564 2906	Fix Blades W6	10



## REMA TIP TOP

### Cutting and buffering tools

#### FLAP WHEELS, LIMESTONES, ROTARY WIRE BRUSH, BUFFING WHEELS



596 0121



595 2304



595 0076



595 4326



875 9236

REMA TIP TOP supply a comprehensive range of buffering media and accessories. The products listed above illustrate a popular but small selection. The full range includes:

- Chip cones
- Buffering Wheels
- Domed contour rasps
- Mill cutters
- Buffering stones
- Limestones

- Grinding tools
- Rotary wire brushes
- Finish buffer Buffering and grinding wheels



837 2091



837 4422  
837 4446



870 3299



870 3213

#### LUMP HAMMER

Lump hammer is a small sledgehammer whose relatively light weight and short handle allow single-handed use. It is useful for light demolition work, driving masonry nails, and

for use with a steel chisel when cutting stone or metal. In this last application, its weight drives the chisel more deeply into the material being cut than lighter hammers.

Ref. No.	Description	Qty	Ref. No.	Description	Qty
596 0121	Flap Wheel - 80 Grit 25mm x 60mmØ	1	837 2091	Hammer Lump 2kg	1
595 2304	Golfball Stone - Shaft 6mmØ	1	837 4422	Mallet Rubber No2 500g	1
595 0076	Brush Wire - Rotary 60mm	1	837 4446	Mallet Rubber No4 1200g	1
595 4326	Contour Wheel 65mm (No Arbour)	1	870 3206	Hammer Sledge 7lb	1
875 9236	Buffing Wheel 51mm x 12.7mm 16 Grit	1	870 3213	Hammer Half Sledge 4lb	1
			870 3299	Hammer Sledge 14 lb	1



870 0110



870 0038



870 0045



870 0052



870 0131



870 0233



870 0306



870 0330

FEATURE: KI-36-6 Super Duty Impact Wrench

• The KI-36-6 twin hammer 1" wrench is the daily workhorse of the range and is ideally suited for the Commercial & Automotive Industry. It is a lightweight, balanced wrench, and gives a powerful smooth performance of 1500ft/lbs at 90psi. Again

this is an inside trigger and has 3 speed adjustable power settings both forward and reverse. Highly recommended



870 0237



870 0268



870 1838

Ref. No.	Description	Qty	Ref. No.	Description	Qty
870 0110	Drill Air 1/2" KD865 KC Reversible	1	870 0131	Wrench Impact 1/2" Kuani KI 857	1
870 0038	Drill Air 3/8" KD863 KC Reversible	1	870 0233	Wrench Impact 1/2" Kuani KI 853	1
870 0045	Cut Off Tool 3" HD	1	870 0330	Wrench Impact 1/2" Kuani KI-853K Kit	1
870 0052	Buffer Air KI6206-IN	1	870 0306	Wrench Impact 1/2" Kuani KI-856	1
			870 0237	Wrench Impact 1" Kuani KI 36-6	1
			870 0268	Wrench Impact 1" Kuani KI 1837-6	1
			870 1838	Wrench Impact 1" KI-1838-6 Composite	1

# REMA TIP TOP

## Balance weights



565 7438  
565 7501



565 7515  
565 7578



705 6002  
705 6105

565 6123



565 7284  
565 7319

705 4200 - 705 4224



565 7333  
565 7431

565 8741

Ref. No.	Description	Qty	Ref. No.	Description	Qty
565 7438	Weight UnCtd Zinc 84U Steel 5g	100	565 7515	Weight Ctd Zinc 63 Aly Rim 5g	100
565 7445	Weight UnCtd Zinc 84U Steel 10g	100	565 7522	Weight Ctd Zinc 63 Aly Rim 10g	100
565 7452	Weight UnCtd Zinc 84U Steel 15g	100	565 7529	Weight Ctd Zinc 63 Aly Rim 15g	100
565 7459	Weight UnCtd Zinc 84U Steel 20g	100	565 7536	Weight Ctd Zinc 63 Aly Rim 20g	100
565 7466	Weight UnCtd Zinc 84U Steel 25g	100	565 7543	Weight Ctd Zinc 63 Aly Rim 25g	100
565 7473	Weight UnCtd Zinc 84U Steel 30g	100	565 7550	Weight Ctd Zinc 63 Aly Rim 30g	100
565 7480	Weight UnCtd Zinc 84U Steel 35g	50	565 7557	Weight Ctd Zinc 63 Aly Rim 35g	50
565 7487	Weight UnCtd Zinc 84U Steel 40g	50	565 7564	Weight Ctd Zinc 63 Aly Rim 40g	50
565 7494	Weight UnCtd Zinc 84U Steel 45g	50	565 7571	Weight Ctd Zinc 63 Aly Rim 45g	50
565 7501	Weight UnCtd Zinc 84U Steel 50g	50	565 7578	Weight Ctd Zinc 63 Aly Rim 50g	50
Ref. No.	Description	Qty	Ref. No.	Description	Qty
705 6002	Weight T/Less Truck 50g	20	565 7284	Weight Coated Zinc 661 Jap 10g	100
705 6019	Weight T/Less Truck 75g	20	565 7291	Weight Coated Zinc 661 Jap 15g	100
705 6026	Weight T/Less Truck 100g	20	565 7298	Weight Coated Zinc 661 Jap 20g	100
705 6040	Weight T/Less Truck 150g	20	565 7305	Weight Coated Zinc 661 Jap 25g	100
705 6057	Weight T/Less Truck 200g	20	565 7312	Weight Coated Zinc 661 Jap 30g	100
705 6064	Weight T/Less Truck 250g	20	565 7319	Weight Coated Zinc 661 Jap 35g	50
705 6071	Weight T/Less Truck 300g	20			
705 6095	Weight T/Less Truck 400g	20	Ref. No.	Description	Qty
705 6105	Weight T/Less Truck 500g	20	565 7333	Weight Coated Zinc 260 BMW 2pc 5g	100
Ref. No.	Description	Qty	565 7340	Weight Coated Zinc 260 BMW 2pc 10g	100
565 7921	Weight Adhesive Zinc 45g 363-2	100	565 7347	Weight Coated Zinc 260 BMW 2pc 15g	100
565 6214	Weight Adhesive Ctd Steel 60g	100	565 7354	Weight Coated Zinc 260 BMW 2pc 20g	100
565 6151	Weight Adhesive Ctd Steel 60g	50	565 7368	Weight Coated Zinc 260 BMW 2pc 30g	100
705 4200	Weight Adhsv Truck Type 551-5 50g	10	565 7431	Weight Clip Coated 260 Series	100
705 4224	Weight Adhsv Truck Type 551-5 100g	10	Ref. No.	Description	Qty
			566 8741	2pc French Weight Assortment (200)	1





750 2910 - 750 2989



750 2903



565 4468



870 4626Y - 870 4633Y



870 4714Y - 870 4707Y

## EQUAL

With 2x more vibration absorption power, EQUAL FLEXX is the new industry benchmark in wheel-end balancing, delivering more even tyre wear, lower rolling resistance and the smoothest ride.

### Active Balancing Technology

We put 50+ compounds to the test as we developed EQUAL FLEXX – the newest member of the EQUAL family – and

determined it wasn't one compound that maximizes vibration reduction, but a combination of two compounds that react and absorb force better than any other internal wheel-end balancer on the market.

## LOOSE WHEEL NUT INDICATORS

Loose wheel nut indicators are used by the transport industry for enhancement and development of fleet safety roadworthiness procedures. Its use allows accurate monitoring for loose wheel nuts during the daily walkaround inspections and routi-

ne vehicle checking in the workshop and helps prevent wheel hub damage or the loss of a road wheel should a wheel nut loosen.

Ref. No.	Description	Qty
750 2910	Equal A 12oz	1
750 2927	Equal B 10oz	1
750 2958	Equal C 8oz	1
750 2965	Equal D 6oz	1
750 2972	Equal E 4oz	1
750 2989	Equal F 3oz	1

Ref. No.	Description	Qty
870 4624Y	Nut Indicator 24mm Yellow	1
870 4627Y	Nut Indicator 27mm Yellow	1
870 4630Y	Nut Indicator 30mm Yellow	1
870 4632Y	Nut Indicator 32mm Yellow	1
870 4633Y	Nut Indicator 33mm Yellow	1

Ref. No.	Description	Qty
750 2903	Pliers Balance Weight	1
565 4468	Weight Adhsv Removing Tool	1

Ref. No.	Description	Qty
870 4714Y	Nut Safety Cap 32mm Yellow Long Reach	1
870 4707Y	Nut Safety Cap 33mm Yellow Long Reach	1

REMA TIP TOP  
Protecting, cleaning and caring

PROTECTING, CLEANING AND CARING



593 0450



593 0443



593 0467



593 0261



593 0395



595 0412



593 0405



593 0254

MOUNTING AND DEMOUNTING



593 0515



593 0508



593 0546



593 1765



593 1851



593 0553



566 6081



593 0618



593 0625

Ref. No.	Description	Qty	Ref. No.	Description	Qty
593 0450	Hand Cleaner Soft 11L Bucket	1	593 0515	Mounting Cream Truck Tyre 5kg	1
593 0443	Hand Cleaner Super 11L Bucket	1	593 0508	Mounting Cream W 5kg	1
593 0467	Hand Dispenser	1	593 0546	Bead Paste 5kg	1
593 0261	Hand Roll Blue (ctn 6)	1	593 0632	Mounting Paste 5kg	1
593 0395	Dispenser Hand Cleaner 4000	1	593 1765	Mounting Paste 5kg Black	1
593 0412	Swarfega Orange 4L	1	593 1851	Mounting Paste Mont 2000 5kg	1
593 0405	Swarfega Power 4L	1	593 0553	Mounting Wax 5kg	1
593 0254	Toilet Rolls (Pack of 36)	1	596 6081	Mounting Compound	1
			593 0618	Mounting Paste Brush Truck	1
			593 0625	Mounting Paste Brush Car	1



999 9497  
999 9435



222 0156



593 0268



593 0814



593 1106



222 0187



222 0149

LUBRICATION AND CHEMICAL FINISHING



593 0694



596 6077



593 0663



518 4708



593 1208



593 1215



593 0742



870 3158

Ref. No.	Description	Qty	Ref. No.	Description	Qty
999 9497	Oil Air Tool 1L	1	593 0814	Grease Copper Slip 400ml Aerosol	1
999 9435	Oil Hydraulic 1L	1	222 0177	Aerosol Mounting Lubricant 400ml	1
222 0156	Oil Penoyl Aerosol 400ml	1	222 0187	Brake Cleaner 400ml	1
593 0268	Oil Spill Absorber Concentrated Isol8	1	222 0163	Liquid Spanner 5L	1
593 1106	Plastic Spray Bottle	1	222 0149	Liquid Spanner Aerosol 400ml	1
Ref. No.	Description	Qty	Ref. No.	Description	Qty
593 0694	Sealer Bead 946ml 960F	1	593 1208	STS Tyre Sealant 20L	1
593 0687	Sealer Bead 1L	1	593 1215	STS Tyre Sealant Pump Unit	1
596 6077	Sealer Wheelseal 5kg	1	593 0742	Tyre Paint New Look+ 5 Gal (18.93L)	1
596 6180	Sealer Wheelseal Black 5kg	1	870 3158	Tyre Bath	1
999 9442	Leak Detector 1L	1			
593 0663	Liquid Bead Lubricant 5L	1			
593 0670	Liquid Bead Lubricant 25L	1			
518 4708	Lubricant Super Slick EM	1			



REMA TIP TOP  
Bead breaking equipment

BEAD BREAKING EQUIPMENT



518 4778



518 4550



518 4701



875 9346



519 3947



311 4357



519 1805



519 1812



519 1819



519 1826



518 4715



519 1719



519 1726



519 1712

Ref. No.	Description	Qty	Ref. No.	Description	Qty
			519 1812	Shuttle	1
518 4778	Bead Breaker Ram Rod MAX	1	519 1819	Mini Lem	1
518 4550	Little Buddy Manual Bead Breaker	1	519 1826	Micro Lem	1
518 4701	Bead Gaither Vice	1	518 4715	Bead Breaker EVA/EVH	1
875 9346	Bead Wedge	1	519 1705	Bead Breaker Agric C/W Pump & Hose	1
519 3947	Truck Tyre Filler Standard	1	519 1719	Pump Foot Hydraulic	1
311 4357	Tyre Spreader Bench Car	1	519 1726	Bead Breaker Agric Hydraulic Hose	1
519 1805	Maxi Lem	1	519 1712	Bead Breaker Agric Hydraulic	1



801 1280



801 1417



801 1400



840 0097

Ref. No.	Description	Qty	Ref. No.	Description	Qty
801 1280	Brace 32mm Reinforced	1	801 1637	Brace 33mm Reinforced	1
801 1417	Brace Drive Square 1"	1	870 1686	Extension Bar 1" Drive 10" Long Impact	1
801 1400	Wheel Bar Brace	1	840 0097	Brace Spider Hazet 705-V0-02	1
801 1424	Wheel Bar Brace 1"	1			

BEAD BREAKING EQUIPMENT



311 1037

311 1147


311 1288

311 3482

311 4426

311 4433

TYRE LEVERS



870 2180

870 2166

870 2300  
870 2795

870 2290

870 2898

870 2960

519 9026

519 9040

840 0444  
840 0451

Ref. No.	Description	Qty	Ref. No.	Description	Qty
311 1037	Bead Knocker Commercial	1	870 2180	Lever Tyre TCB 2 Length 20"	1
311 1147	Bead Breaker Hand BBO Long	1	870 2300	Lever Tyre TTL1 Length 34" 3/4"Ø	1
311 1288	Bead Breaker Hand BBO Short	1	870 2166	Lever Tyre TTL4 Length 34" 1"Ø 1/2" Flat	1
			870 2795	Lever Tyre TTL5 Length 37.5" 7/8"Ø	1
			870 2290	Lever Tyre TTL55 Length 15.25"	1
			870 2898	Lever Tyre HALTI	1
			870 2960	Lever Tyre FACE	1
			519 9026	Lever Tyre FORCE	1
			519 9040	Lever Tyre HYUDE	1
			840 0444	Lever Tyre Chrome-V 500mm	1
			840 0451	Lever Tyre Chrome-V 600mm	1

REMA TIP TOP  
Lifting equipment

TROLLEY JACKS, AIR JACKS AND AXLE STANDS



518 4529



518 4605



518 4626



HBNXLO

311 2190



870 3425  
870 3433

BOTTLE JACKS



236784



870 2867  
870 2946



870 3127



870 2881



870 9902



870 9923



870 9916

Ref. No.	Description	Qty	Ref. No.	Description	Qty
518 4529	Jack Trolley 2.0T Compac Standard	1	236787	Jacking Support Block Full Set	1
518 4605	Jack Trolley 3.0T Y420303 Turbo Lift	1	870 2867	Jack Bottle 10T AX10 -220	1
518 4626	Jack Trolley 2.0T Weber WDK20	1	870 2946	Jack Bottle 20T AX20 -240	1
HBNXLO	Jack Air Bellows 2.5T 2 Bag Low	1	870 3127	Jack Bottle 10T ATD10-120	1
311 2190	Jack Air Bellows 2T 2 Bag Low YAK 132/C pneumatic jack	1	870 9902	Jack Bottle 20T Air/Hyd, Omega 18206C	1
			870 9923	Jack Bottle 20 TON	1
			870 9916	Jack Bottle 20 TON Extra Low	1
			870 3637	Jack Bottle 20T Air/Hyd 18202	1
			311 0000	Floor Press 10T Hydraulic YK10F	1
			870 2881	Jack Bottle 20T Air/Hydraulic MGH	1
			870 9909	Jack Bottle 20T Air/Hydraulic Low	1



CAR, VAN AND MOTORCYCLE SNAP-IN AND CLAMP-IN VALVES

Ref. No.	Description	Qty	Ref. No.	Description	Qty
212 6442	Valve Car Snap-in TR412	1	212 6421	Valve HP Snap-in Transit	1
212 6414	Valve Car Snap-in TR413	100	212 2406	Valve Van TR600 HP Snap-in Schrader 35mm	1
212 2544	Valve Car Snap-in TR413 Chrome Sleeve	1	212 6655	Valve Van TR600 XHP Snap-in	1
212 2395	Valve Car Snap-in TR414	100			
212 2450	Valve Car Snap-in TR414 Chrome Sleeve	1	<b>Ref. No.</b>	<b>Description</b>	<b>Qty</b>
212 6662	Valve Car Snap-in TR415	100	212 6494	Valve Clamp-in 42MS	1
212 6428	Valve Car Snap-in TR415	10	562 2658	Valve Car Clamp-In Metal 42MS	1
212 2396	Valve Car Snap-in TR418	100	562 2665	Valve Car Clamp-In Metal 42MS	1
			562 2743	Valve Car Clamp-in Einky	1
<b>Ref. No.</b>	<b>Description</b>	<b>Qty</b>	562 2753	Valve Car Clamp-in Metal BWV1	1
562 2603	Valve M/Cycle Clamp-in	1	562 2696	Valve Car Clamp-In Metal TR416S 40MS	1
562 1013	Valve M/Cycle Clamp-in Metal	1			
562 2713	Valve M/Cycle Snap-in Rubber-Metal	1			
562 2624	Valve Nut Alloy M/Cycle 11.3mm R/Hole	1			





TUBE VALVES TRUCK, BUS

Ref. No.	Description	Qty
562 7402	Valve Truck Screw-on Michelin 70D	10
562 2768	Valve Truck Screw-on Michelin Seal	100



562 2768



562 7402

TUBELESS VALVES TRUCK, BUS



212 6781



563 5047



212 6836



562 6843



212 6449



212 6456



212 6606



212 6620



562 6939



562 6609

Ref. No.	Description	Qty
212 6781	Valve Truck Clamp-in Super-Single 32MS	1
563 5047	Valve Truck Clamp-in 99MS	1
563 5016	Valve Truck Clamp-in 54MS	1
562 6812	Valve Truck Clamp-in 70MS	10
212 6298	Valve Truck Clamp-in	10
562 6836	Valve Truck Clamp-in 100MS	10

562 6843	Valve Truck Clamp-in 119MS	10
212 6449	Valve Truck Clamp-in AV	10
212 6456	Valve Truck Clamp-in Bent AV	10
212 6606	Valve Truck Clamp-in Safety-Hump AV	10
212 6620	Valve Truck Clamp-in S/Single 42MS AV	1
562 6939	Valve Truck Clamp-in 130MSF	1
562 6609	Valve Truck Clamp-in 40MSF	1

# REMA TIP TOP

## Valves and valve hardware

### TUBELESS VALVES TRUCK, BUS



563 6376



563 6400



212 6669



212 6315  
212 6407



562 2707



562 2651



563 6417

### TUBELESS VALVES EM



212 6627



563 7090  
563 7100



212 6613



563 8075

Ref. No.	Description	Qty	Ref. No.	Description	Qty
563 6376	Valve Truck Clamp-in Twin Turret 1581	1	212 6627	Valve EM Single Bend J650/79mm/80°	1
563 6400	Valve Truck Clamp-in Scania 2112	1	563 7090	Valve EM TRJ4000 4.25"/108mm	1
212 6322	Valve Truck Clamp-in Alcoa Dill	1	563 7100	Valve EM TRJ4000 4.50"/114mm	1
212 6669	Valve Truck Clamp-in Alcoa Long 82 AV	1	212 6613	Valve Spud EM TR SP2 AV	1
212 6315	Valve Truck Clamp-in Alcoa M762M	1	563 8075	Valve EM SLB Swivel Stem 90°	1
562 2707	Valve Truck Clamp-in Alcoa MS70-7	1			
562 2651	Valve Truck Clamp-in Alcoa Short 36mm	1			
212 6407	Valve Truck Clamp-in Alloy Bent	1			
562 6537	Valve Truck Clamp-in TR544 D	1			
563 6417	Valve Truck Clamp-in VX8721	1			

TUBELESS VALVES TRACTOR



212 6508




212 6515



212 6501



563 5078



562 3138

VALVE CONNECTORS



562 8195



562 5112



214 0401



562 0368



214 7583



562 5105



562 5129

Ref. No.	Description	Qty	Ref. No.	Description	Qty
562 8195	Deflation Nipple	1	212 6508	Valve Air/Water TR618A AV	1
562 5112	Snap-on Nipple Car 773	1	212 6515	Valve Air/Water TR623A AV	1
214 0401	EM Clip-on Chuck Large Bore - Open End	1	212 6501	Valve Air/Water Snap-in A35 GWS AV	1
562 0368	Valve Reducer EM Cap Type	10	563 5078	Valve Air/Water Nut Rim	20
214 7583	Valve Reducer EM TR AD1 Type	1	562 3138	Water Filling Adaptor "Hanauer Maus"	1

Ref. No.	Description	Qty
562 5105	Connector Clip-on Car 1067	1
562 5129	Connector Clip-on EM	1



# REMA TIP TOP

## Valves and valve hardware

### VALVE TOOLS



562 8322



562 8308



562 8315



562 830 8



562 8054



562 8061



562 8102



562 8360



562 8119

### VALVE CORES



214 0391



562 0007



212 6470



562 0083

Ref. No.	Description	Qty	Ref. No.	Description	Qty
562 8322	Valve Mounting Tool Alloy	1	214 0391	Valve Core Car & Truck HT	100
562 830 8	Valve Mounting Tool Hold On	1	562 0007	Valve Core Car & Truck Long	100
562 8315	Valve Fishing Tool	1	212 6470	Valve Core Car & Truck Short	100
562 8308	Valve Mounting Tool Screw On	1	562 0083	Valve Core EM Short	10
562 8054	Valve Repair Tool (Black)	1	562 3066	Valve Core Insert Air/Water CH3	10
562 8061	Valve EM Repair Tool	1			
562 8102	Valve Core S/Driver Car & Truck	1			
562 8360	Valve Core S/Driver Car & Truck	1			
562 8119	Multi Purpose Tool	1			

VALVE EXTENSIONS



562 4405 -  
562 4106



562 4010 -  
212 6529



562 4553 -  
562 4584



562 4216 -  
562 4285

Ref. No.	Description	Qty
562 4405	Valve Extn Truck Flex 125mm	1
562 4412	Valve Extn Truck Flex 150mm	1
562 4429	Valve Extn Truck Flex 175mm	1
562 4436	Valve Extn Truck Flex 200mm	1
562 4106	Valve Extn Truck Flex With Clip 125mm	1

562 4100	Valve Extn Truck Rigid 100mm Sht Collar	1
212 6543	Valve Extn Truck Rigid 112mm	1
212 6536	Valve Extn Truck Rigid 126mm	1
562 4003	Valve Extn Truck Rigid 160mm	1

Ref. No.	Description	Qty
562 4553	Valve Extn Truck PVC 71mm	10
562 4560	Valve Extn Truck PVC 115mm	10
562 4577	Valve Extn Truck PVC 150mm	10
562 4584	Valve Extn Truck PVC 170mm	10

Ref. No.	Description	Qty
562 4216	Valve Extn Truck (Michelin) 85mm	1
212 6564	Valve Extn Truck (Michelin) 105mm	1
562 4230	Valve Extn Truck (Michelin) 115mm	1
212 6648	Valve Extn Truck (Michelin) 125mm	1
212 6571	Valve Extn Truck (Michelin) 140mm	1
212 6578	Valve Extn Truck (Michelin) 180mm	1
212 6585	Valve Extn Truck (Michelin) 210mm	1
562 4285	Valve Extn Truck (Michelin) 350mm	1

Ref. No.	Description	Qty
562 4010	Valve Extn Truck Rigid 32mm	1
212 6522	Valve Extn Truck Rigid 52mm	1
212 6634	Valve Extn Truck Rigid 64mm	1
212 6529	Valve Extn Truck Rigid 76mm	1
562 4076	Valve Extn Truck Rigid 76mm Sht Collar	1
212 6550	Valve Extn Truck Rigid 100m	1

## REMA TIP TOP TPMS Tyre Pressure Monitoring Systems



### HAMATON ATEQ 46



Besides the standard parameters sensor ID, pressure, temperature and battery status, the PROFILER TPM II/TPM II Plus offers additionally the possibility of programming the common universal sensor systems. The database contains more than 1200 vehicles

#### H46 Features

- The Hamaton H46 is a robust, upgradable diagnostic tool which provides indirect, manual, and auto relearn procedure information.
- The H46 configures EU-Pro sensors within seconds and has the option to add other universal aftermarket sensors available.
- The H46 comes with user friendly navigation and command buttons as well as an interface in multiple languages.
- **The Hamaton H46 comes complete with:**
  - Easy to read 2.8" colour display
  - Hamaton H46 USB Cable
  - Frequent database updates via PC desktop software
- CAN BE UPGRADED TO ALL SENSORS
- OBD UPGRADE OPTION AT ADDITIONAL COST

### EU-Pro 1 and 2

The EU-Pro Hybrid is a single sensor that can be configured to function as a drop in replacement for a huge number of OE sensors.

Ref. No.	Name	Content	
562 8720	<b>EU-Pro Hybrid Clamp-In Sensor</b> Clamp-In EU-Pro Hybrid™ - Configurable TPMS Sensor. Requires a TPMS diagnostic tool to configure the sensor for the required vehicle. Nut Torque: 4.0Nm Screw Torque: 1.4Nm	1 Sensor	
562 8727	<b>EU-Pro Hybrid Snap-In Sensor</b> Snap-In EU-Pro Hybrid™ - Configurable TPMS Sensor. Requires a TPMS diagnostic tool to configure the sensor for the required vehicle. Screw Torque: 1.4Nm	1 Sensor	

**TPMS Starter Kits - Service Kits**

Besides universal and OEM replacement sensors, REMA TIP TOP also offers all of the service kits required for servicing TPMS valves and TPMS sensors when tyres are changed, thus meeting the specifications of the sensor manufacturers. According to the manufacturers, TPMS valves have to be serviced and wear parts such as seals and fixtures have to be replaced whenever tyres are changed.



561 1050 - **STARTER KIT LITE** - SCAN QR code for contents  
Please refer to the inside of box for part numbers



562 8412



562 8447

RE-ORDER INDIVIDUAL KITS  
USING PART NO INSIDE BOX  
REFILL - QTY 10

Ref. No.	Description	Qty	Part No.	Description	Qty
			562 8426	TPMS Service Kits for 65661	10
562 8398	TPMS Service Kits for 65656	10	562 8433	TPMS Service Kits for 65622	10
562 8405	TPMS Service Kits for 65657	10	562 8440	TPMS Service Kits for 65659	10
562 8412	TPMS Service Kits for 65658	10	562 8447	TPMS Service Kits for 66070	10
562 8419	TPMS Service Kits for 65660	10	562 8454	TPMS Service Kits for Pacific Sensor	10

Ref. No.	Description	Qty	Part No.	Description	Qty
			562 8482	TPMS Valve Replacement 43148	10
562 8461	TPMS Valve Replacement 65567-68	10	562 8489	TPMS Valve Replacement 66086	10
562 8468	TPMS Valve Replacement 65731	10	562 8496	TPMS Valve Replacement TG1B	10
562 8475	TPMS Valve Replacement 43171	10	562 8650	HS Snap-in valve	1

**TPMS Tool Kits**

When installing and servicing TPMS sensors and valves it is imperative to observe the torque tightening and fitting instructions of the manufacturers. Considering the different torques, attachment designs and fitting details, a kit of special TPMS hand tools is a must.

Ref. No.	Description
562 8538	<b>Premium TPMS Tool Kit</b> Calibrated Torque Tool 12mm, 11mm & 7mm Sockets T20, T15 & T10 TorxBits T6 TorxDriver Torque Valve Core Remover Grommet Removal Tool





# REMA TIP TOP

## Tyre Changers and Wheel Alignment

### CORGHI A224


Inner clamping capacity	13 - 26 Inch
Outer clamping capacity	10 - 24 Inch
Maximum tyre diameter	1100 mm
Maximum tyre width	355 mm (14")
Rotation torque	1200 Nm
Rotation speed	8 rpm - 13rpm (per 2V)
Height above the ground	665 mm
Maximum opening	380 mm
Shoe force	15.500 N
Operating pressure	10 bar
Weight	255 kg
Dimensions L x D x H	1090x1700x1835 mm
Power supply	230v/1ph/50hz & 400v/3ph/50hz 0,75kW





### CORGHI A2025

Inner clamping capacity	13 - 26 Inch
Outer clamping capacity	10 - 24 Inch
Maximum tyre diameter	1100 mm
Maximum tyre width	360 mm (14")
Rotation torque	1200 Nm
DV version rotation torque	1300 Nm)
Rotation speed	8 rpm
DV version rotation speed	6 - 15 rpm
Height above the ground	675 mm
Bead breaker opening	380 mm
Operating pressure	10 bar
Weight	259 kg
Power supply	230v/1ph/50hz & 400v/3ph/50hz 0,75kW & 200-230v/1ph/DV



 **FINANCE OPTIONS**  
 **SERVICE CONTRACTS**

 **ACCESSORIES**  
 **2 YEAR WARRANTY**

 **FREE DELIVERY AND INSTALLATION**  
 **T. 07860 449436**

## CORGHI A2025 LL

Inner clamping capacity	13 - 26 Inch
Outer clamping capacity	10 - 24 Inch
Maximum tyre diameter	1100 mm (43")
Maximum tyre width	360 mm (14")
Rotation torque	1200 Nm
DV version rotation torque	1300 Nm
Rotation speed	8 rpm
DV version rotation speed	6 - 15 rpm
Height above the ground	675 mm
Bead breaker opening	380 mm
Weight	259 kg
Power supply	230v/1ph/50hz



## Assist arms

- Professional pneumatic devices for easy demounting and mounting operation of low-profile and run flat tyres.

Ref. No.	Description	Content
SP2300	Pneumatic pousser-bead breaker two version available: standard and WDK (Suitable for A2030, A2025, A2020, A2015)	1



## EXACT 70

Total toe	± 48°
Half toe	± 24°
Camber	± 10°
Caster	± 30°
King pin	± 30°
Set back	± 22°
Thrust angle	± 22°
Steering difference angle	± 22°
Power supply voltage	90 - 260 Vac 50-60Hz 1ph
Consumption	0.4 kw
Dimensions with sensors	1350 x 1010 x 1650 mm
Camera head dim	800 x 135 210 mm




# MOBILE TYRE FITTING SOLUTIONS

## CORGHI PROLINE 122N - 12V - ENTRY LEVEL

- Semi-automatic tyre changer for passenger cars, light transport vehicles, motorcycles and scooters
- Manually translating swinging arm
- Mechanical balancing of tool-holder shaft

Inner clamping capacity	12 - 24 Inch
Outer clamping capacity	10 - 22 Inch
Bead-breaking power	1200 N
Bead-breaker opening	400 mm
Max. wheel diameter	1140 mm (44.5")
Max. wheel width	350 mm (14")
Working pressure	8 - 10 bar
Power supply	12v
Machine weight	225 kg
Dimensions l x d x h	920- 1350 x 1100 x 2000 mm




## BEAD PRESS

- Pneumatic Bead Pressing Tool - **COMPATIBLE WITH CORGHI A9824**




BEAD PRESS



 **FINANCE OPTIONS**  
 **SERVICE CONTRACTS**

 **ACCESSORIES**  
 **2 YEAR WARRANTY**

 **FREE DELIVERY AND INSTALLATION**  
 **T. 07860 449436**

## CORGHI A9824

- Superior quality teamed with a sleek design and other unique features allow this machine to achieve speeds up to 50% faster than any other tire changer on the market in its price range. That's why Corghi was awarded ISO 9001 Quality Certification, industry's most coveted award. Runflat certified by all major tire manufacturers.

Inner clamping capacity	13 - 26 Inch
Outer clamping capacity	10 - 24 Inch
Maximum tyre diameter	1194 mm (47")
Maximum tyre width	360 mm (14")
Rotation torque	1200 Nm
DV version rotation torque	1300 Nm
Rotation speed	8 rpm
DV version rotation speed	6 - 15 rpm
Height above the ground	675 mm
Bead breaker opening	380 mm
Weight	259 kg
Power supply	115/230V 1ph/12v



## CORGHI EM43 HS TILT

- Electronic balancing machine with microprocessor for off-vehicle wheels of cars, vans and motorcycles
- Low balancing speed (98 rpm) reduces wheel spin times, reduces the risks due to revolving parts and saves energy.

Balancing speed	98 rpm
Max. unbalance calculated	999 g
Resolution	1 g
Shift diameter	40 mm
Rim width setting range	1.5 - 20 Inch
Rim diameter setting range	1 - 23 Inch
Max. wheel/machine distance	230 mm
Max. wheel width (with guard)	400 mm
Max. wheel diameter (with guard)	870 mm
Max. wheel diameter (without guard)	1110 mm
Max. wheel weight	65 kg
Power supply	115/230V 1ph/12v
Total power absorption	10 W
Weight of the machine (with guard)	52 kg





## REMA TIP TOP Wheel Balancers

### CORGHI PROLINE 650 - ENTRY LEVEL

- Digital display wheel balancer completely automatic cycle and software compatible with all types of steel and light alloy wheels for passenger cars, off-road vehicles, light commercial vehicles, motorcycles and scooters.
- Modern and practical high brightness digital display. Ergonomic and spacious tray in highly resilient material for counterweights and work accessories.
- With manual internal measurement sensor for measuring wheel distance and diameter. May also be equipped with EG1 electronic width sensor.


Balancing speed	150 - 200 rpm
Average measuring time	7 s
Shaft diameter	40 mm
Rim width setting range	1.5 - 20 Inch
Rim diameter setting range	1 - 35 Inch
Rim diameter measurable with sensor	10 - 26 Inch
Max. wheel width (with guard)	580 mm (22.8")
Max. wheel diameter	1110 mm (43.7")
Max. wheel weight	70 kg
Power supply	110-115/200-230V 1ph 200W
Max. dimensions (without guard) l x d x h	1137 x 541 x 1278 mm
Max. dimensions (with guard)	1280 x 1217 x 1625 mm



### CORGHI EM9350 X-Line

Balancing speed	90 - 130 rpm
Resolution	0.0353 oz (1 g)
Shaft diameter	1.57 Inch (40 mm)
Rim width setting range	1.5 - 20 Inch
Rim diameter setting range	1 - 35 Inch
Rim diameter measurable with sensor	11 - 28 Inch
Max. wheel width (with guard)	23.5 Inch (600 mm)
Max. wheel diameter (with guard)	44 Inch (1117 mm)
Max. wheel/machine distance	10.82 Inch (275 mm)
Max. wheel weight with fixing to the ground	165 lbs (75 kg)
Max. wheel weight with supporting foot	165 lbs (75 kg)
Power supply	1230v/1ph/50hz
Max. dimensions l x d x h	1605 x 1165 x 1650 mm



 **FINANCE OPTIONS**  
 **SERVICE CONTRACTS**

 **ACCESSORIES**  
 **2 YEAR WARRANTY**

 **FREE DELIVERY AND INSTALLATION**  
 **T. 07860 449436**

## CORGHI EM9380 X-Line

Balancing speed	90 - 130 rpm
Resolution	0.0353 oz (1 g)
Shaft diameter	1.57 Inch (40 mm)
Rim width setting range	1.5 - 20 Inch
Rim diameter setting range	1 - 35 Inch
Rim diameter measurable with sensor	1 - 28 Inch
Max. wheel width (with guard)	23.5 Inch (600 mm)
Max. wheel diameter (with guard)	44 Inch (1117 mm)
Max. wheel/machine distance	10.82 Inch (275 mm)
Max. wheel weight with fixing to the ground	165 lbs (75 kg)
Max. wheel weight with supporting foot	110 lbs (50 kg)
Power supply	1230v/1ph/50hz
Max. dimensions l x d x h	1605 x 1165 x 1650 mm



## CORGHI EM9550

Balancing speed	75 - 85 - 98 rpm
Maximum unbalance value	999 g (35.3 oz)
Resolution	0.0353 oz (1 g)
Shaft diameter	1.57 Inch (40 mm)
Rim width setting range	1.5 - 20 Inch
Rim diameter setting range	1 - 35 Inch
Rim diameter measurement range	10 - 28 Inch
Max. wheel width (with guard)	23.6 Inch (600 mm)
Max. wheel diameter (with guard)	44 Inch (1117 mm)
Max. wheel/machine distance	10.82 Inch (275 mm)
Max. wheel weight	165 lbs (75 kg)
Total power absorption	400 W
Power supply	1230v/1ph/50hz
Max. dimensions l x d x h	1453 x 894 x 1858 mm





**WINNERS 2014, 2015, 2016**



Your local contact



**// ONE BRAND // ONE SOURCE // ONE SYSTEM**

- // SERVICE
- // MATERIAL PROCESSING
- // SURFACE PROTECTION
- // AUTOMOTIVE

**REMA TIP TOP AUTOMOTIVE UK Limited**  
Westland Square · Leeds · West Yorkshire · LS11 5XS  
Phone: +44 (0)113 277 0044  
Fax: +44 (0)113 277 2139  
info@tip-top.co.uk  
[www.rema-tiptop.co.uk](http://www.rema-tiptop.co.uk)



Printed in United Kingdom

